

CDP Scoring Category Weightings: 2023

CDP Climate Change Methodology 2023



CLIMATE CHANGE 2023: GENERAL SCORING METHODOLOGY CATEGORY WEIGHTINGS

This 'summary sheet' outlines the 2023 Climate Change scoring categories and the weightings that will be applied to these categories for companies responding to CDP's 2023 General Climate Change questionnaire. If your company is responding to a different sector specific or the general questionnaire, please refer to the summary sheet for that questionnaire. It is recommended that the 2023 scoring introduction document is read in advance of reading the weighting 'summary sheets'.

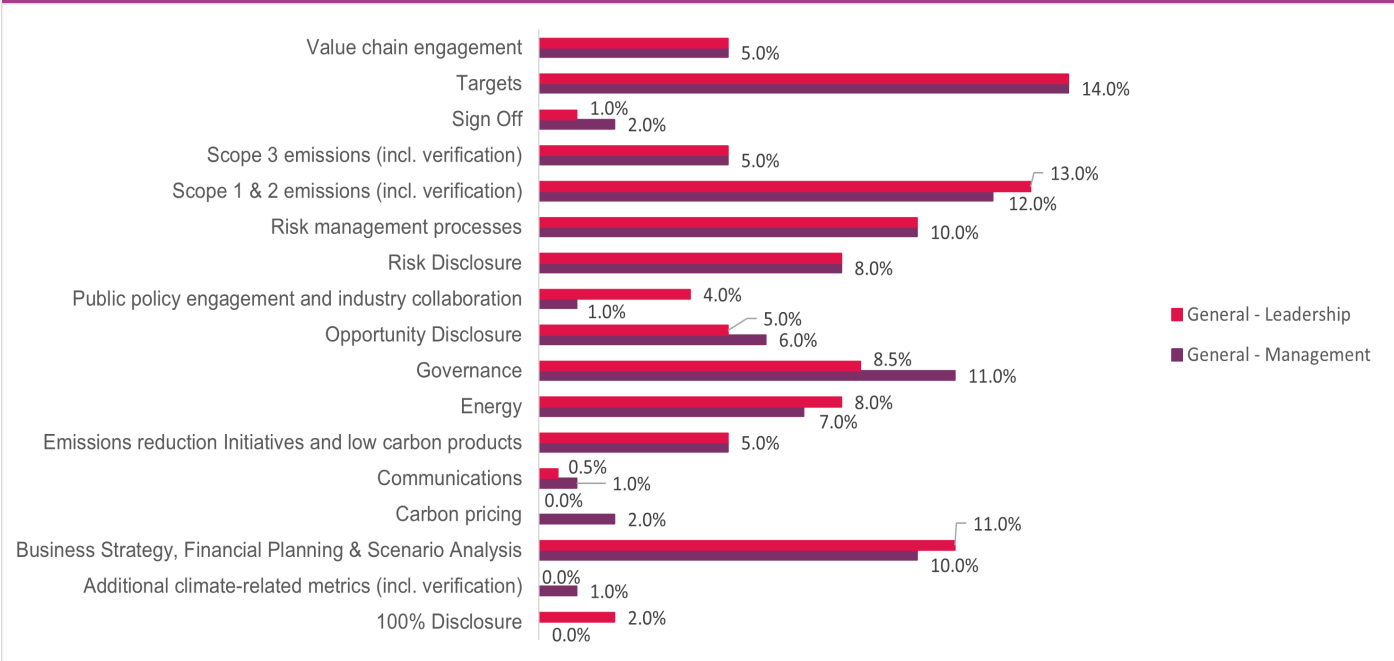
Scoring categories & weightings: an overview

Scoring categories are groupings of questions by topic. They are sub-groups of the 2023 questionnaire modules and are consistent across all sectors. Weightings are applied to scoring categories at the Management and Leadership levels only. Weightings reflect the relative importance of each category in an organization's progression towards environmental stewardship, within the boundaries of the CDP questionnaire and available scoring criteria. As such, the weighting applied to each category varies across sectors to highlight the areas most important to environmental stewardship in specific sectors.

2023 Scoring categories

In 2023 we have a new question which has led to the renaming of an existing scoring category to Public policy engagement and industry collaboration. Therefore the 17 scoring categories in 2023 are: 100% Disclosure points, Governance, Risk management processes, Risk Disclosure, Opportunity Disclosure, Business Strategy, Financial Planning & Scenario Analysis, Targets, Emissions reductions initiatives and low carbon products, Scope 1 & 2 emissions (incl. verification), Scope 3 emissions (incl. verification), Energy, Additional climate-related metrics (incl. verification), Carbon pricing, Value chain engagement, Public policy engagement and industry collaboration, Communications, and Sign off.

Scoring categories and weightings: General Climate Change Methodology



The bar chart above shows the % weighting applied to each of the scoring categories at Management and Leadership levels for the general climate change 2023 scoring methodology

General scoring categories: Mapped to modules and questions

| Module | Scoring Category | Question Number | D | A | M | L | | |
|-------------------------|---|--|---------------------------|-------|---|---|---|---|
| Introduction | 100% Disclosure points | C0.1 | X | X | X | ✓ | | |
| | Not scored | C0.2 | X | X | X | X | | |
| | | C0.3 | X | X | X | X | | |
| | | C0.4 | X | X | X | X | | |
| | | C0.5 | X | X | X | X | | |
| | | C0.8 | X | X | X | X | | |
| Governance | Governance | C1.1 | ✓ | ✓ | X | X | | |
| | | C1.1a | ✓ | ✓ | ✓ | X | | |
| | | C1.1b | ✓ | ✓ | ✓ | X | | |
| | | C1.1c | ✓ | ✓ | ✓ | ✓ | | |
| | | C1.1d | ✓ | ✓ | ✓ | X | | |
| | | C1.2 | ✓ | ✓ | ✓ | ✓ | | |
| | | C1.3 | ✓ | ✓ | ✓ | X | | |
| | | C1.3a | ✓ | ✓ | ✓ | ✓ | | |
| | | Risks and opportunities | Risk management processes | C2.1 | ✓ | ✓ | X | X |
| | | | | C2.1a | ✓ | ✓ | X | X |
| | | | | C2.1b | ✓ | X | ✓ | X |
| | | | | C2.2 | ✓ | ✓ | ✓ | ✓ |
| | | | | C2.2a | ✓ | ✓ | ✓ | ✓ |
| C2.2g | ✓ | | ✓ | ✓ | ✓ | | | |
| Risk Disclosure | C2.3 | | ✓ | X | X | X | | |
| | C2.3a | | ✓ | ✓ | ✓ | ✓ | | |
| | C2.3b | | ✓ | ✓ | ✓ | ✓ | | |
| | Opportunity Disclosure | | C2.4 | ✓ | X | X | X | |
| | | C2.4a | ✓ | ✓ | ✓ | ✓ | | |
| C2.4b | | ✓ | ✓ | ✓ | ✓ | | | |
| Business Strategy | Business Strategy, Financial Planning & Scenario Analysis | C3.1 | ✓ | ✓ | ✓ | ✓ | | |
| | | C3.2 | ✓ | ✓ | ✓ | ✓ | | |
| | | C3.2a | ✓ | ✓ | ✓ | ✓ | | |
| | | C3.2b | ✓ | ✓ | ✓ | X | | |
| | | C3.3 | ✓ | ✓ | ✓ | ✓ | | |
| | | C3.4 | ✓ | ✓ | X | X | | |
| | | C3.5 | ✓ | X | ✓ | X | | |
| | | C3.5a | ✓ | X | X | X | | |
| | | C3.5b | X | X | X | X | | |
| | | C3.5c | X | X | X | X | | |
| Targets and Performance | Targets | C4.1 | ✓ | ✓ | ✓ | ✓ | | |
| | | C4.1a | ✓ | ✓ | ✓ | ✓ | | |
| | | C4.1b | ✓ | ✓ | ✓ | ✓ | | |
| | | C4.1c | ✓ | ✓ | ✓ | ✓ | | |
| | | C4.2 | ✓ | X | ✓ | ✓ | | |
| | | C4.2a | ✓ | ✓ | ✓ | X | | |
| | | C4.2b | ✓ | ✓ | ✓ | X | | |
| | | C4.2c | ✓ | ✓ | ✓ | ✓ | | |
| | Emissions reductions Initiatives and low carbon products | C4.3 | ✓ | ✓ | ✓ | X | | |
| | | C4.3a | ✓ | ✓ | ✓ | ✓ | | |
| | | C4.3b | ✓ | ✓ | ✓ | X | | |
| | | C4.3c | ✓ | X | X | X | | |
| | | C4.3d | ✓ | X | ✓ | ✓ | | |
| | | C4.5 | ✓ | X | ✓ | X | | |
| C4.5a | ✓ | ✓ | ✓ | X | | | | |
| Emission Methodology | Scope 1 & 2 emissions (incl. verification) | C5.1 | ✓ | X | X | X | | |
| | | C5.1a | ✓ | X | X | X | | |
| | | C5.1b | ✓ | X | X | X | | |
| | | C5.1c | ✓ | ✓ | ✓ | X | | |
| | | C5.2 | ✓ | ✓ | X | X | | |
| Emissions data | Scope 1 & 2 emissions (incl. verification) | C5.3 | ✓ | X | X | X | | |
| | | C6.1 | ✓ | ✓ | X | X | | |
| | | C6.2 | ✓ | ✓ | X | X | | |
| | | C6.3 | ✓ | ✓ | X | X | | |
| | | C6.4 | ✓ | X | X | X | | |
| | C6.4a | ✓ | ✓ | ✓ | X | | | |
| | Scope 3 emissions (incl. verification) | C6.5 | ✓ | ✓ | ✓ | ✓ | | |
| | | C6.5a | X | X | X | X | | |
| | | Scope 1 & 2 emissions (incl. verification) | C6.7 | ✓ | X | X | X | |
| | | | C6.7a | ✓ | ✓ | X | X | |
| C6.10 | | | ✓ | ✓ | ✓ | X | | |

| Module | Scoring Category | Question Number | D | A | M | L | | |
|---|---|-----------------|---|-------|---|---|---|---|
| Emissions Break down | Scope 1 & 2 emissions (incl. verification) | C7.1 | ✓ | ✓ | X | X | | |
| | | C7.1a | ✓ | ✓ | X | X | | |
| | | C7.2 | ✓ | ✓ | X | X | | |
| | | C7.3 | ✓ | X | X | X | | |
| | | C7.3a | ✓ | ✓ | X | X | | |
| | | C7.3b | ✓ | ✓ | X | X | | |
| | | C7.3c | ✓ | ✓ | X | X | | |
| | | C7.5 | ✓ | ✓ | X | X | | |
| | | C7.6 | ✓ | X | X | X | | |
| | | C7.6a | ✓ | ✓ | X | X | | |
| | | C7.6b | ✓ | ✓ | X | X | | |
| | | C7.6c | ✓ | ✓ | X | X | | |
| | | C7.7 | ✓ | X | X | X | | |
| | | C7.7a | ✓ | X | X | X | | |
| | | C7.9 | ✓ | ✓ | X | X | | |
| | | C7.9a | ✓ | ✓ | ✓ | X | | |
| | | C7.9b | ✓ | ✓ | X | X | | |
| | | Energy | Energy | C8.1 | ✓ | ✓ | X | X |
| | | | | C8.2 | ✓ | X | X | X |
| C8.2a | ✓ | | | ✓ | ✓ | ✓ | | |
| C8.2b | ✓ | | | X | X | X | | |
| C8.2c | ✓ | | | ✓ | ✓ | ✓ | | |
| C8.2d | ✓ | | | ✓ | ✓ | ✓ | | |
| C8.2e | ✓ | | | ✓ | ✓ | ✓ | | |
| C8.2g | ✓ | | | ✓ | X | X | | |
| C8.2h | ✓ | | | ✓ | ✓ | ✓ | | |
| C8.2i | ✓ | | | ✓ | X | X | | |
| C8.2j | X | | | X | X | X | | |
| C8.2k | X | | | X | X | X | | |
| C8.2l | X | | | X | X | X | | |
| C8.2m | X | | | X | X | X | | |
| Additional metrics | Additional climate-related metrics (incl. verification) | C9.1 | X | X | X | X | | |
| Verification | Scope 1 & 2 emissions (incl. verification) | C10.1 | ✓ | ✓ | ✓ | ✓ | | |
| | | C10.1a | ✓ | X | ✓ | ✓ | | |
| | | C10.1b | ✓ | X | ✓ | ✓ | | |
| | Scope 3 emissions (incl. verification) | C10.1c | ✓ | X | ✓ | ✓ | | |
| Additional climate-related metrics (incl. verification) | C10.2 | ✓ | ✓ | ✓ | X | | | |
| | C10.2a | ✓ | ✓ | ✓ | X | | | |
| Carbon pricing | Carbon pricing | C11.1 | ✓ | X | X | X | | |
| | | C11.1a | ✓ | X | X | X | | |
| | | C11.1b | ✓ | ✓ | X | X | | |
| | | C11.1c | ✓ | ✓ | X | X | | |
| | | C11.1d | ✓ | ✓ | ✓ | X | | |
| | | C11.2 | ✓ | X | X | X | | |
| | | C11.2a | ✓ | ✓ | X | X | | |
| | | C11.3 | ✓ | ✓ | ✓ | X | | |
| | | C11.3a | ✓ | ✓ | ✓ | X | | |
| | | Engagement | Value chain engagement | C12.1 | ✓ | ✓ | ✓ | X |
| C12.1a | ✓ | | | ✓ | ✓ | ✓ | | |
| C12.1b | ✓ | | | ✓ | ✓ | ✓ | | |
| C12.1d | ✓ | | | X | X | X | | |
| C12.1e | ✓ | | | X | ✓ | ✓ | | |
| C12.2 | ✓ | | | ✓ | ✓ | X | | |
| C12.2a | ✓ | | | ✓ | ✓ | ✓ | | |
| C12.3 | ✓ | | | ✓ | ✓ | X | | |
| Public policy engagement and industry collaboration | C12.3a | | ✓ | ✓ | ✓ | ✓ | | |
| | C12.3b | | ✓ | ✓ | ✓ | ✓ | | |
| | C12.3c | | ✓ | ✓ | ✓ | ✓ | | |
| | Communications | | C12.4 | ✓ | X | ✓ | ✓ | |
| | | | Public policy engagement and industry collaboration | C12.5 | ✓ | ✓ | ✓ | X |

| Module | Scoring Category | Question Number | D | A | M | L |
|--------------|------------------|-----------------|---|---|---|---|
| Biodiversity | Biodiversity | C15.1 | x | x | x | x |
| | | C15.2 | x | x | x | x |
| | | C15.3 | x | x | x | x |
| | | C15.4 | x | x | x | x |
| | | C15.4a | x | x | x | x |
| | | C15.5 | x | x | x | x |
| | | C15.6 | x | x | x | x |
| C15.7 | x | x | x | x | | |
| Sign off | Sign off | C16.1 | ✓ | x | ✓ | ✓ |

| Category mapping key | |
|----------------------|-----------------------------------|
| ✓ | Question scored at this level |
| x | Question not scored at this level |

CLIMATE CHANGE 2023: AGRICULTURAL COMMODITIES SCORING METHODOLOGY CATEGORY WEIGHTINGS

This 'summary sheet' outlines the 2023 Climate Change scoring categories and the weightings that will be applied to these categories for companies responding to CDP's 2023 Agricultural Commodities Climate Change questionnaire. If your company is responding to a different sector specific or the general questionnaire, please refer to the summary sheet for that questionnaire. It is recommended that the 2023 scoring introduction document is read in advance of reading the weighting 'summary sheets'.

Scoring categories & weightings: an overview

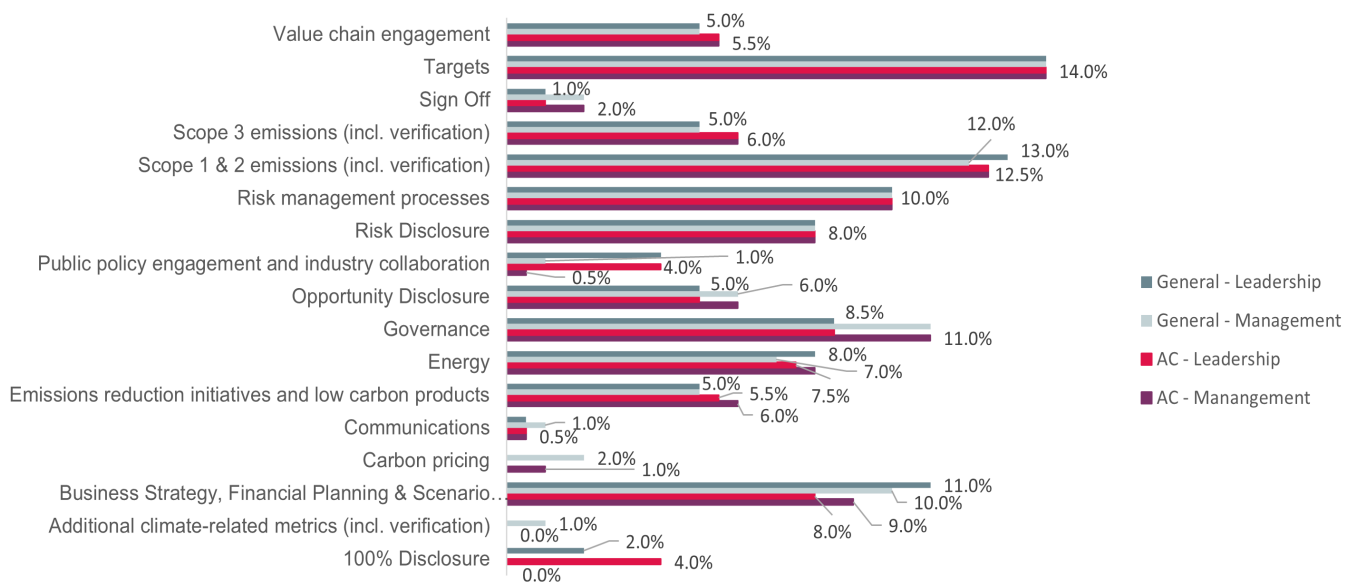
Scoring categories are groupings of questions by topic. They are sub-groups of the 2023 questionnaire modules and are consistent across all sectors. Weightings are applied to scoring categories at the Management and Leadership levels only. Weightings reflect the relative importance of each category in an organization's progression towards environmental stewardship, within the boundaries of the CDP questionnaire and available scoring criteria. As such, the weighting applied to each category varies across sectors to highlight the areas most important to environmental stewardship in specific sectors.

2023 Scoring categories

Activities in the Agricultural Commodities sector include producing and processing raw materials (crops and/or livestock) that will be used as raw ingredients in the manufacturing, packaging, and marketing of food, drinks, and tobacco consumer goods. Given the prevalence of direct land activities, the AC sector is fundamentally dependent on natural resources, and thus, directly affected by climate change. Risks associated with the AC sector are deforestation and forest degradation risks and farm management practices. Given the large emissions risks associated with the entire value chain of the agricultural commodities sector, Scope 3 emissions accounting and value chain engagement are highly important for organizations operating within this sector. Climate change and a low carbon transition plan should be integrated into the business strategy of organizations operating in this sector, implemented through emission reduction initiatives and low-carbon technologies.

In 2023 we have a new question which asks about collaborative industry initiatives related to environmental issues. This has led to the renaming of an existing scoring category to Public policy engagement and industry collaboration.

Scoring categories and weightings: Agricultural Commodities Climate Change Methodology



The bar chart above shows the % weighting applied to each of the scoring categories at Management and Leadership levels for the general climate change 2023 scoring methodology

Agricultural Commodities scoring categories: Mapped to modules and questions

| Module | Scoring Category | Question Number | D | A | M | L | Module | Scoring Category | Question Number | D | A | M | L | | | |
|-------------------------|---|-----------------|---|---|---|---|---|--|-----------------|--|-------|---|---|---|---|--|
| Introduction | 100% Disclosure points | C0.1 | X | X | X | ✓ | Emissions Methodology | Scope 1 & 2 emissions (incl. verification) | C5.1 | ✓ | X | X | X | | | |
| | Not scored | C0.2 | X | X | X | X | | | | C5.1a | ✓ | X | X | X | | |
| | | C0.3 | X | X | X | X | | | | C5.1b | ✓ | X | X | X | | |
| | | C0.4 | X | X | X | X | | | | C5.1c | ✓ | ✓ | ✓ | X | | |
| | | C0.5 | X | X | X | X | | | | C5.2 | ✓ | ✓ | X | X | | |
| | | C-AC0.6 | ✓ | X | X | X | | | | C5.3 | ✓ | X | X | X | | |
| | Governance | C-AC0.6a | ✓ | ✓ | X | X | | | | C6.1 | ✓ | ✓ | X | X | | |
| | | C-AC0.6b | ✓ | ✓ | X | X | | | | C6.2 | ✓ | ✓ | X | X | | |
| | | C-AC0.6c | ✓ | ✓ | X | X | | | | C6.3 | ✓ | ✓ | X | X | | |
| | | C-AC0.6d | ✓ | ✓ | X | X | | | | C6.4 | ✓ | X | X | X | | |
| | | C-AC0.6e | ✓ | ✓ | X | X | | | | C6.4a | ✓ | ✓ | ✓ | X | | |
| | | C-AC0.6f | ✓ | ✓ | X | X | | | | Scope 3 emissions (incl. verification) | C6.5 | ✓ | ✓ | ✓ | ✓ | |
| | | C-AC0.6g | ✓ | ✓ | X | X | | | | | C6.5a | X | X | X | X | |
| C-AC0.7 | | ✓ | ✓ | X | X | | Scope 1 & 2 emissions (incl. verification) | C-AC6.8 | ✓ | ✓ | X | X | | | | |
| Not Scored | C0.8 | X | X | X | X | | | C-AC6.8a | ✓ | ✓ | ✓ | X | | | | |
| Governance | Governance | C1.1 | ✓ | ✓ | X | X | Additional climate-related metrics (incl. verification) | Scope 1 & 2 emissions (incl. verification) | C6.10 | ✓ | ✓ | ✓ | X | | | |
| | | C1.1a | ✓ | ✓ | ✓ | X | | | | | | | | | | |
| | | C1.1b | ✓ | ✓ | ✓ | X | | | | | | | | | | |
| | | C1.1c | ✓ | ✓ | ✓ | ✓ | | | | | | | | | | |
| | | C1.1d | ✓ | ✓ | ✓ | X | | | | | | | | | | |
| | | C1.2 | ✓ | ✓ | ✓ | ✓ | | | | | | | | | | |
| | | C1.3 | ✓ | ✓ | ✓ | X | | | | | | | | | | |
| Risks and opportunities | Risk management processes | C2.1 | ✓ | ✓ | X | X | Emissions Break down | Scope 1 & 2 emissions (incl. verification) | C7.1 | ✓ | ✓ | X | X | | | |
| | | C2.1a | ✓ | ✓ | X | X | | | | | | | | | | |
| | | C2.1b | ✓ | X | ✓ | X | | | | | | | | | | |
| | | C2.2 | ✓ | ✓ | ✓ | ✓ | | | | | | | | | | |
| | | C2.2a | ✓ | ✓ | ✓ | ✓ | | | | | | | | | | |
| | C2.2g | ✓ | ✓ | ✓ | ✓ | | | | | | | | | | | |
| | Risk Disclosure | C2.3 | ✓ | X | ✓ | X | | | | | | | | | | |
| | | C2.3a | ✓ | ✓ | ✓ | ✓ | | | | | | | | | | |
| | | C2.3b | ✓ | ✓ | ✓ | ✓ | | | | | | | | | | |
| | Opportunity Disclosure | C2.4 | ✓ | X | ✓ | X | | | | | | | | | | |
| C2.4a | | ✓ | ✓ | ✓ | ✓ | | | | | | | | | | | |
| C2.4b | ✓ | ✓ | ✓ | ✓ | | | | | | | | | | | | |
| Business strategy | Business Strategy, Financial Planning & Scenario Analysis | C3.1 | ✓ | ✓ | ✓ | ✓ | C7.1a | ✓ | ✓ | X | X | | | | | |
| | | C3.2 | ✓ | ✓ | ✓ | ✓ | | | | | | | | | | |
| | | C3.2a | ✓ | ✓ | ✓ | ✓ | | | | | | | | | | |
| | | C3.2b | ✓ | ✓ | ✓ | X | | | | | | | | | | |
| | | C3.3 | ✓ | ✓ | ✓ | ✓ | | | | | | | | | | |
| | | C3.4 | ✓ | ✓ | X | X | | | | | | | | | | |
| | | C3.5 | ✓ | X | ✓ | X | | | | | | | | | | |
| | | C3.5a | ✓ | X | X | X | | | | | | | | | | |
| | | C3.5b | X | X | X | X | | | | | | | | | | |
| | | C3.5c | X | X | X | X | | | | | | | | | | |
| Targets and Performance | Targets | C4.1 | ✓ | ✓ | ✓ | ✓ | Energy | Energy | C8.1 | ✓ | ✓ | X | X | | | |
| | | C4.1a | ✓ | ✓ | ✓ | ✓ | | | | | | | | | | |
| | | C4.1b | ✓ | ✓ | ✓ | ✓ | | | | | | | | | | |
| | | C4.1c | ✓ | ✓ | ✓ | ✓ | | | | | | | | | | |
| | | C4.2 | ✓ | X | ✓ | ✓ | | | | | | | | | | |
| | | C4.2a | ✓ | ✓ | ✓ | X | | | | | | | | | | |
| | | C4.2b | ✓ | ✓ | ✓ | X | | | | | | | | | | |
| | | C4.2c | ✓ | ✓ | ✓ | ✓ | | | | | | | | | | |
| | Emissions reductions initiatives and low carbon products | C4.3 | ✓ | ✓ | ✓ | X | | | | | | | | | | |
| | | C4.3a | ✓ | ✓ | ✓ | ✓ | | | | | | | | | | |
| | | C4.3b | ✓ | ✓ | ✓ | X | | | | | | | | | | |
| | | C4.3c | ✓ | X | X | X | | | | | | | | | | |
| | | C4.3d | ✓ | X | ✓ | ✓ | | | | | | | | | | |
| | | C-AC4.4 | ✓ | X | ✓ | X | | | | | | | | | | |
| | | C-AC4.4a | ✓ | ✓ | ✓ | X | | | | | | | | | | |
| | | C4.5 | ✓ | X | ✓ | X | | | | | | | | | | |
| | | C4.5a | ✓ | ✓ | ✓ | X | | | | | | | | | | |
| C8.2 | ✓ | X | X | X | | | | | | | | | | | | |
| C8.2a | ✓ | ✓ | ✓ | ✓ | | | | | | | | | | | | |
| C8.2b | ✓ | X | X | X | | | | | | | | | | | | |
| C8.2c | ✓ | ✓ | ✓ | ✓ | | | | | | | | | | | | |
| C8.2d | ✓ | ✓ | ✓ | ✓ | | | | | | | | | | | | |
| C8.2e | ✓ | ✓ | ✓ | ✓ | | | | | | | | | | | | |
| C8.2g | ✓ | ✓ | X | X | | | | | | | | | | | | |
| C8.2h | ✓ | ✓ | ✓ | ✓ | | | | | | | | | | | | |
| C8.2i | ✓ | ✓ | X | X | | | | | | | | | | | | |
| C8.2j | X | X | X | X | | | | | | | | | | | | |
| C8.2k | X | X | X | X | | | | | | | | | | | | |
| C8.2l | X | X | X | X | | | | | | | | | | | | |
| C8.2m | X | X | X | X | | | | | | | | | | | | |
| Additional metrics | Additional climate-related metrics (incl. verification) | C9.1 | X | X | X | X | | | | | | | | | | |

| Module | Scoring Category | Question Number | D | A | M | L |
|---|---|---|--------|---|---|---|
| Verification | Scope 1 & 2 emissions (incl. verification) | C10. 1 | ✓ | ✓ | ✓ | ✓ |
| | | C10. 1a | ✓ | x | ✓ | ✓ |
| | | C10. 1b | ✓ | x | ✓ | ✓ |
| | Scope 3 emissions (incl. verification) | C10. 1c | ✓ | x | ✓ | ✓ |
| | | Additional climate-related metrics (incl. verification) | C10. 2 | ✓ | ✓ | ✓ |
| | C10. 2a | | ✓ | ✓ | ✓ | x |
| Carbon pricing | Carbon pricing | C11. 1 | ✓ | x | x | x |
| | | C11. 1a | ✓ | x | x | x |
| | | C11. 1b | ✓ | ✓ | x | x |
| | | C11. 1c | ✓ | ✓ | x | x |
| | | C11. 1d | ✓ | ✓ | ✓ | x |
| | | C11. 2 | ✓ | x | x | x |
| | | C11. 2a | ✓ | ✓ | x | x |
| | | C11. 3 | ✓ | ✓ | ✓ | x |
| Engagement | Value chain engagement | C12. 1 | ✓ | ✓ | ✓ | x |
| | | C12. 1a | ✓ | ✓ | ✓ | ✓ |
| | | C12. 1b | ✓ | ✓ | ✓ | ✓ |
| | | C12. 1d | ✓ | x | x | x |
| | | C12. 1e | ✓ | x | ✓ | ✓ |
| | | C12. 2 | ✓ | ✓ | ✓ | x |
| | | C12. 2a | ✓ | ✓ | ✓ | ✓ |
| | | C-AC12.2 | ✓ | x | ✓ | x |
| | | C-AC12.2a | ✓ | ✓ | x | x |
| | | C-AC12.2b | ✓ | ✓ | x | x |
| | C-AC12.2c | ✓ | ✓ | x | x | |
| | Public policy engagement and industry collaboration | C12. 3 | ✓ | ✓ | ✓ | x |
| | | C12. 3a | ✓ | ✓ | ✓ | ✓ |
| | | C12. 3b | ✓ | ✓ | ✓ | ✓ |
| | | C12. 3c | ✓ | ✓ | ✓ | ✓ |
| Communications | C12. 4 | ✓ | x | ✓ | ✓ | |
| Public policy engagement and industry collaboration | C12. 5 | ✓ | ✓ | ✓ | x | |
| Other land management impacts | Emissions reduction initiatives and low carbon products | C-AC13.1 | ✓ | ✓ | x | x |
| | | C-AC13.1a | ✓ | ✓ | ✓ | x |
| | Value chain engagement | C-AC13.2 | ✓ | ✓ | x | x |
| | | C-AC13.2a | ✓ | ✓ | ✓ | x |
| Biodiversity | Biodiversity | C15. 1 | x | x | x | x |
| | | C15. 2 | x | x | x | x |
| | | C15. 3 | x | x | x | x |
| | | C15. 4 | x | x | x | x |
| | | C15. 4a | x | x | x | x |
| | | C15. 5 | x | x | x | x |
| | | C15. 6 | x | x | x | x |
| | | C15. 7 | x | x | x | x |
| Sign off | Sign off | C16. 1 | ✓ | x | ✓ | ✓ |

| Category mapping key | |
|----------------------|-----------------------------------|
| ✓ | Question scored at this level |
| x | Question not scored at this level |
| Bold text | Sector specific questions |

CLIMATE CHANGE 2023: FOOD, BEVERAGE & TOBACCO SCORING METHODOLOGY CATEGORY WEIGHTINGS

This 'summary sheet' outlines the 2023 Climate Change scoring categories and the weightings that will be applied to these categories for companies responding to CDP's 2023 Food, Beverage & Tobacco Climate Change questionnaire. If your company is responding to a different sector specific or the general questionnaire, please refer to the summary sheet for that questionnaire. It is recommended that the 2023 scoring introduction document is read in advance of reading the weighting 'summary sheets'.

Scoring categories & weightings: an overview

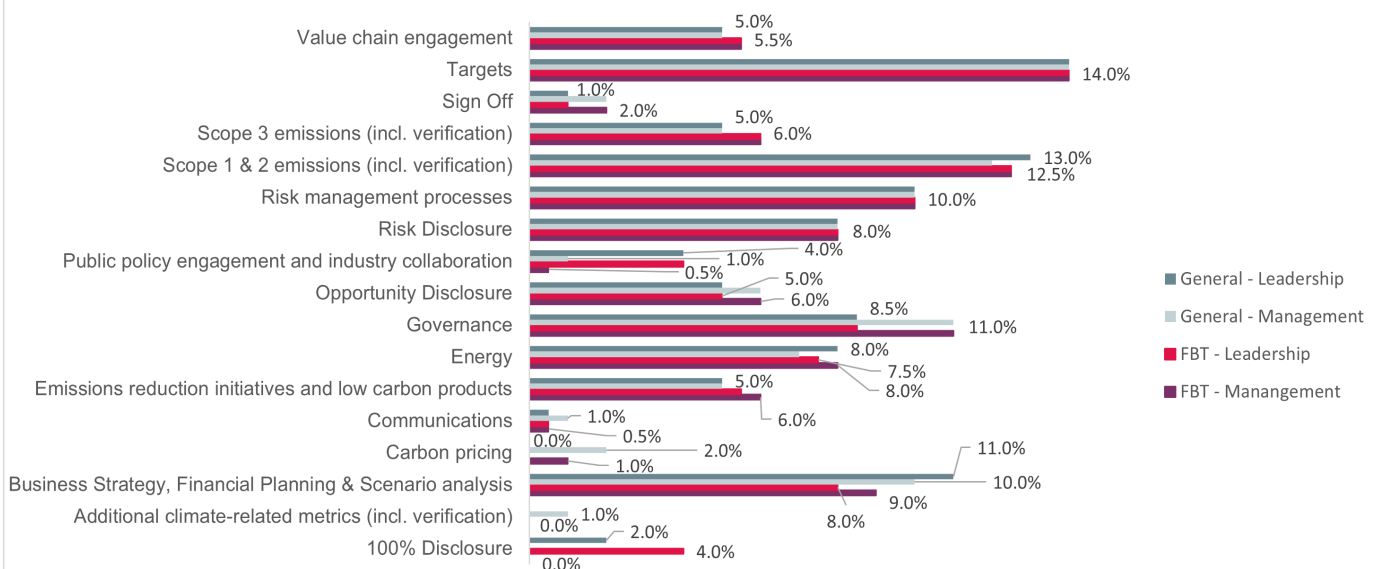
Scoring categories are groupings of questions by topic. They are sub-groups of the 2023 questionnaire modules and are consistent across all sectors. Weightings are applied to scoring categories at the Management and Leadership levels only. Weightings reflect the relative importance of each category in an organization's progression towards environmental stewardship, within the boundaries of the CDP questionnaire and available scoring criteria. As such, the weighting applied to each category varies across sectors to highlight the areas most important to environmental stewardship in specific sectors.

2023 Scoring categories

Activities in the FBT sector include processing (including packaging), manufacturing and trade of food, drinks, and tobacco consumer goods. Organizations in this sector usually source their raw materials from those in the agricultural commodities sector. The FBT sector inherits risks from agricultural activities in its supply chain, including physical risks such as changing weather patterns, and regulatory risks relating to farm management practices. Other risks associated with the processing, manufacture, and packaging of food, drinks, and tobacco products exist for food, beverage & tobacco organizations, such as CO₂e emissions from machinery, storage facilities and transportation. As such, value chain engagement and Scope 3 emissions accounting is highly important to address risk for organizations in this sector. Climate change and a low carbon transition plan should be integrated into the business strategy of organizations operating in this sector, implemented through emission reduction initiatives and low-carbon technologies.

In 2023 we have a new question which asks about collaborative industry initiatives related to environmental issues. This has led to the renaming of an existing scoring category to Public policy engagement and industry collaboration.

Scoring categories and weightings: Food, Beverage & Tobacco Climate Change Methodology



The bar chart above shows the % weighting applied to each of the scoring categories at Management and Leadership levels for the general climate change 2023 scoring methodology

Food, Beverage & Tobacco scoring categories: Mapped to modules and questions

| Food, Beverage & Tobacco scoring categories: Mapped to modules and questions | | | | | | | Food, Beverage & Tobacco scoring categories: Mapped to modules and questions | | | | | | | |
|--|---|-----------------|---|---|---|----------|--|--|--|--|------|---|---|---|
| Module | Scoring Category | Question Number | D | A | M | L | Module | Scoring Category | Question Number | D | A | M | L | |
| Introduction | 100% Disclosure points | C0.1 | X | X | X | ✓ | Emissions Methodology | Scope 1 & 2 emissions (incl. verification) | C5.1 | ✓ | X | X | X | |
| | | C0.2 | X | X | X | X | | | C5.1a | ✓ | X | X | X | |
| | Not scored | C0.3 | X | X | X | X | | | C5.1b | ✓ | X | X | X | |
| | | C0.4 | X | X | X | X | | | C5.1c | ✓ | ✓ | ✓ | X | |
| | | C0.5 | X | X | X | X | | | C5.2 | ✓ | ✓ | X | X | |
| | | C-FB0.6 | ✓ | X | X | X | | | C5.3 | ✓ | X | X | X | |
| | | C-FB0.6a | ✓ | ✓ | X | X | | | C6.1 | ✓ | ✓ | X | X | |
| | Governance | C-FB0.6b | ✓ | ✓ | X | X | | | C6.2 | ✓ | ✓ | X | X | |
| | | C-FB0.6c | ✓ | ✓ | X | X | | | C6.3 | ✓ | ✓ | X | X | |
| | | C-FB0.6d | ✓ | ✓ | X | X | | | C6.4 | ✓ | X | X | X | |
| | | C-FB0.6e | ✓ | ✓ | X | X | | | C6.4a | ✓ | ✓ | ✓ | X | |
| | | C-FB0.6f | ✓ | ✓ | X | X | | | Scope 3 emissions (incl. verification) | C6.5 | ✓ | ✓ | ✓ | ✓ |
| | | C-FB0.6g | ✓ | ✓ | X | X | | | | C6.5a | X | X | X | X |
| | | C-FB0.7 | ✓ | ✓ | X | X | | | Scope 1 & 2 emissions (incl. verification) | C-FB6.8 | ✓ | ✓ | X | X |
| Not Scored | C0.8 | X | X | X | X | C-FB6.8a | ✓ | ✓ | ✓ | X | | | | |
| Governance | Governance | C1.1 | ✓ | ✓ | X | X | Additional climate-related metrics (incl. verification) | C-FB6.9 | ✓ | ✓ | ✓ | ✓ | | |
| | | C1.1a | ✓ | ✓ | ✓ | X | | Scope 1 & 2 emissions (incl. verification) | C6.10 | ✓ | ✓ | ✓ | X | |
| | | C1.1b | ✓ | ✓ | ✓ | X | | | Emissions Break down | Scope 1 & 2 emissions (incl. verification) | C7.1 | ✓ | ✓ | X |
| | | C1.1c | ✓ | ✓ | ✓ | ✓ | | C7.1a | | | ✓ | ✓ | X | X |
| | | C1.1d | ✓ | ✓ | ✓ | X | | C7.2 | | | ✓ | ✓ | X | X |
| | | C1.2 | ✓ | ✓ | ✓ | ✓ | | C7.3 | | | ✓ | X | X | X |
| | | C1.3 | ✓ | ✓ | ✓ | X | | C7.3a | | | ✓ | ✓ | X | X |
| | | C1.3a | ✓ | ✓ | ✓ | ✓ | | C7.3b | | | ✓ | ✓ | X | X |
| Risks and opportunities | Risk management processes | C2.1 | ✓ | ✓ | X | X | C7.3c | ✓ | ✓ | X | X | | | |
| | | C2.1a | ✓ | ✓ | X | X | C-FB7.4 | ✓ | ✓ | X | X | | | |
| | | C2.1b | ✓ | X | ✓ | X | C-FB7.4a | ✓ | X | X | X | | | |
| | | C2.2 | ✓ | ✓ | ✓ | ✓ | C-FB7.4b | ✓ | ✓ | X | X | | | |
| | | C2.2a | ✓ | ✓ | ✓ | ✓ | C-FB7.4c | ✓ | ✓ | X | X | | | |
| | Risk Disclosure | C2.2g | ✓ | ✓ | ✓ | ✓ | C7.5 | ✓ | ✓ | X | X | | | |
| | | C2.3 | ✓ | X | ✓ | X | C7.6 | ✓ | X | X | X | | | |
| | | C2.3a | ✓ | ✓ | ✓ | ✓ | C7.6a | ✓ | ✓ | X | X | | | |
| | Opportunity Disclosure | C2.3b | ✓ | ✓ | ✓ | ✓ | C7.6b | ✓ | ✓ | X | X | | | |
| | | C2.4 | ✓ | X | ✓ | X | C7.6c | ✓ | ✓ | X | X | | | |
| C2.4a | | ✓ | ✓ | ✓ | ✓ | C7.7 | ✓ | X | X | X | | | | |
| Business strategy | Business Strategy, Financial Planning & Scenario Analysis | C3.1 | ✓ | ✓ | ✓ | ✓ | C7.7a | ✓ | X | X | X | | | |
| | | C3.2 | ✓ | ✓ | ✓ | ✓ | C7.9 | ✓ | ✓ | X | X | | | |
| | | C3.2a | ✓ | ✓ | ✓ | ✓ | C7.9a | ✓ | ✓ | ✓ | X | | | |
| | | C3.2b | ✓ | ✓ | ✓ | X | C7.9b | ✓ | ✓ | X | X | | | |
| | | C3.3 | ✓ | ✓ | ✓ | ✓ | Energy | Energy | C8.1 | ✓ | ✓ | X | X | |
| | | C3.4 | ✓ | ✓ | X | X | | | C8.2 | ✓ | X | X | X | |
| | | C3.5 | ✓ | X | ✓ | X | | | C8.2a | ✓ | ✓ | ✓ | ✓ | |
| | | C3.5a | ✓ | X | X | X | | | C8.2b | ✓ | X | X | X | |
| | | C3.5b | X | X | X | X | | | C8.2c | ✓ | ✓ | ✓ | ✓ | |
| | | C3.5c | X | X | X | X | | | C8.2d | ✓ | ✓ | ✓ | ✓ | |
| Targets and Performance | Targets | C4.1 | ✓ | ✓ | ✓ | ✓ | | | C8.2e | ✓ | ✓ | ✓ | ✓ | |
| | | C4.1a | ✓ | ✓ | ✓ | ✓ | | | C8.2g | ✓ | ✓ | X | X | |
| | | C4.1b | ✓ | ✓ | ✓ | ✓ | | | C8.2h | ✓ | ✓ | ✓ | ✓ | |
| | | C4.1c | ✓ | ✓ | ✓ | ✓ | | | C8.2i | ✓ | ✓ | X | X | |
| | | C4.2 | ✓ | X | ✓ | ✓ | C8.2j | X | X | X | X | | | |
| | | C4.2a | ✓ | ✓ | ✓ | X | C8.2k | X | X | X | X | | | |
| | | C4.2b | ✓ | ✓ | ✓ | X | C8.2l | X | X | X | X | | | |
| | | C4.2c | ✓ | ✓ | ✓ | ✓ | C8.2m | X | X | X | X | | | |
| | Emissions reductions initiatives and low carbon products | C4.3 | ✓ | ✓ | ✓ | X | Additional climate-related metrics (incl. verification) | C9.1 | X | X | X | X | | |
| | | C4.3a | ✓ | ✓ | ✓ | ✓ | | | | | | | | |
| | | C4.3b | ✓ | ✓ | ✓ | X | | | | | | | | |
| | | C4.3c | ✓ | X | X | X | | | | | | | | |
| | | C4.3d | ✓ | X | ✓ | ✓ | | | | | | | | |
| | | C-FB4.4 | ✓ | X | ✓ | X | | | | | | | | |
| | | C-FB4.4a | ✓ | ✓ | ✓ | X | | | | | | | | |
| C4.5 | ✓ | X | ✓ | X | | | | | | | | | | |
| C4.5a | ✓ | ✓ | ✓ | X | | | | | | | | | | |

| Module | Scoring Category | Question Number | D | A | M | L |
|---|---|---|--------|---|---|---|
| Verification | Scope 1 & 2 emissions (incl. verification) | C10. 1 | ✓ | ✓ | ✓ | ✓ |
| | | C10. 1a | ✓ | x | ✓ | ✓ |
| | | C10. 1b | ✓ | x | ✓ | ✓ |
| | Scope 3 emissions (incl. verification) | C10. 1c | ✓ | x | ✓ | ✓ |
| | | Additional climate-related metrics (incl. verification) | C10. 2 | ✓ | ✓ | ✓ |
| | C10. 2a | | ✓ | ✓ | ✓ | x |
| Carbon pricing | Carbon pricing | C11. 1 | ✓ | x | x | x |
| | | C11. 1a | ✓ | x | x | x |
| | | C11. 1b | ✓ | ✓ | x | x |
| | | C11. 1c | ✓ | ✓ | x | x |
| | | C11. 1d | ✓ | ✓ | ✓ | x |
| | | C11. 2 | ✓ | x | x | x |
| | | C11. 2a | ✓ | ✓ | x | x |
| | | C11. 3 | ✓ | ✓ | ✓ | x |
| Engagement | Value chain engagement | C12. 1 | ✓ | ✓ | ✓ | x |
| | | C12. 1a | ✓ | ✓ | ✓ | ✓ |
| | | C12. 1b | ✓ | ✓ | ✓ | ✓ |
| | | C12. 1d | ✓ | x | x | x |
| | | C12. 1e | ✓ | x | ✓ | ✓ |
| | | C12. 2 | ✓ | ✓ | ✓ | x |
| | | C12. 2a | ✓ | ✓ | ✓ | ✓ |
| | | C-FB12.2 | ✓ | x | ✓ | x |
| | | C-FB12.2a | ✓ | ✓ | x | x |
| | | C-FB12.2b | ✓ | ✓ | x | x |
| | C-FB12.2c | ✓ | ✓ | x | x | |
| | Public policy engagement and industry collaboration | C12. 3 | ✓ | ✓ | ✓ | x |
| | | C12. 3a | ✓ | ✓ | ✓ | ✓ |
| | | C12. 3b | ✓ | ✓ | ✓ | ✓ |
| | | C12. 3c | ✓ | ✓ | ✓ | ✓ |
| Communications | C12. 4 | ✓ | x | ✓ | ✓ | |
| Public policy engagement and industry collaboration | C12. 5 | ✓ | ✓ | ✓ | x | |
| Other land management impacts | Emissions reduction initiatives and low carbon products | C-FB13.1 | ✓ | ✓ | x | x |
| | | C-FB13.1a | ✓ | ✓ | ✓ | x |
| | Value chain engagement | C-FB13.2 | ✓ | ✓ | x | x |
| | | C-FB13.2a | ✓ | ✓ | ✓ | x |
| Biodiversity | Biodiversity | C15. 1 | x | x | x | x |
| | | C15. 2 | x | x | x | x |
| | | C15. 3 | x | x | x | x |
| | | C15. 4 | x | x | x | x |
| | | C15. 4a | x | x | x | x |
| | | C15. 5 | x | x | x | x |
| | | C15. 6 | x | x | x | x |
| | | C15. 7 | x | x | x | x |
| Sign off | Sign off | C16. 1 | ✓ | x | ✓ | ✓ |

| Category mapping key | |
|----------------------|-----------------------------------|
| ✓ | Question scored at this level |
| x | Question not scored at this level |
| Bold text | Sector specific questions |

CLIMATE CHANGE 2023: PAPER & FORESTRY SCORING METHODOLOGY CATEGORY WEIGHTINGS

This 'summary sheet' outlines the 2023 Climate Change scoring categories and the weightings that will be applied to these categories for companies responding to CDP's 2023 Paper & Forestry Climate Change questionnaire. If your company is responding to a different sector specific or the general questionnaire, please refer to the summary sheet for that questionnaire. It is recommended that the 2023 scoring introduction document is read in advance of reading the weighting 'summary sheets'.

Scoring categories & weightings: an overview

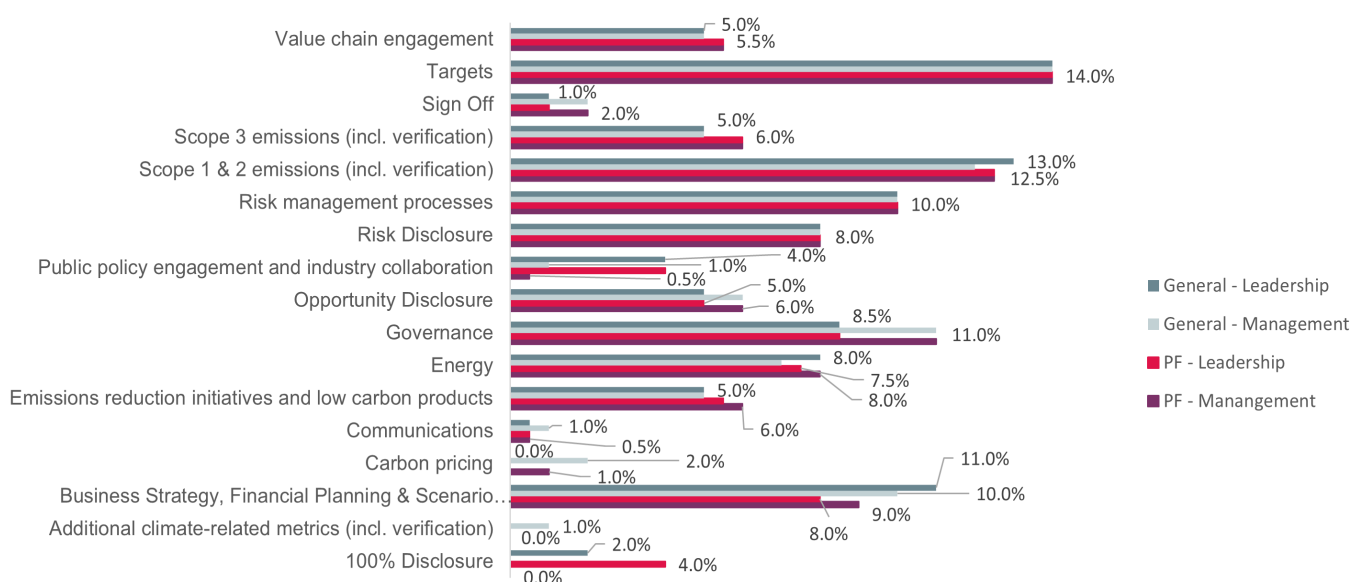
Scoring categories are groupings of questions by topic. They are sub-groups of the 2023 questionnaire modules and are consistent across all sectors. Weightings are applied to scoring categories at the Management and Leadership levels only. Weightings reflect the relative importance of each category in an organization's progression towards environmental stewardship, within the boundaries of the CDP questionnaire and available scoring criteria. As such, the weighting applied to each category varies across sectors to highlight the areas most important to environmental stewardship in specific sectors.

Paper & Forestry: 2023 Scoring categories

Activities in the PF sector include the production and/or sourcing of timber and timber-based products. Risks associated with the PF sector extend across the whole value chain and arise from a variety of sources. For example, unsustainable forest management activities, the use of wood as biofuel for facility energy use, downstream and upstream transportation and distribution, and the waste management from plantation/machinery residues. Given the large emissions risks associated with the entire value chain for organizations operating within this sector, Scope 3 emissions accounting and value chain engagement are highly important to address risks in this sector. Climate change and a low carbon transition plan should be integrated into the business strategy of organizations operating in this sector, implemented through emission reduction initiatives and low-carbon technologies.

In 2023 we have a new question which asks about collaborative industry initiatives related to environmental issues. This has led to the renaming of an existing scoring category to Public policy engagement and industry collaboration.

Scoring categories and weightings: Paper & Forestry Climate Change Methodology



The bar chart above shows the % weighting applied to each of the scoring categories at Management and Leadership levels for the general climate change 2023 scoring methodology

Paper & Forestry scoring categories: Mapped to modules and questions

| Paper & Forestry scoring categories: Mapped to modules and questions | | | | | | | | |
|--|---|--|---|---------|---|---|---|---|
| Module | Scoring Category | Question Number | D | A | M | L | | |
| Introduction | 100% Disclosure points | C0.1 | X | X | X | ✓ | | |
| | | C0.2 | X | X | X | X | | |
| | Not scored | C0.3 | X | X | X | X | | |
| | | C0.4 | X | X | X | X | | |
| | | C0.5 | X | X | X | X | | |
| | | C-PF0.6 | ✓ | X | X | X | | |
| | Governance | C-PF0.6a | ✓ | ✓ | X | X | | |
| | | C-PF0.6b | ✓ | ✓ | X | X | | |
| | | C-PF0.6c | ✓ | ✓ | X | X | | |
| | | C-PF0.6d | ✓ | ✓ | X | X | | |
| | | C-PF0.6e | ✓ | ✓ | X | X | | |
| | | C-PF0.6f | ✓ | ✓ | X | X | | |
| | | C-PF0.6g | ✓ | ✓ | X | X | | |
| | | C-PF0.7 | ✓ | ✓ | X | X | | |
| | Not Scored | C0.8 | X | X | X | X | | |
| Governance | Governance | C1.1 | ✓ | ✓ | X | X | | |
| | | C1.1a | ✓ | ✓ | ✓ | X | | |
| | | C1.1b | ✓ | ✓ | ✓ | X | | |
| | | C1.1c | ✓ | ✓ | ✓ | ✓ | | |
| | | C1.1d | ✓ | ✓ | ✓ | X | | |
| | | C1.2 | ✓ | ✓ | ✓ | ✓ | | |
| | | C1.3 | ✓ | ✓ | ✓ | X | | |
| | | C1.3a | ✓ | ✓ | ✓ | ✓ | | |
| Risks and opportunities | Risk management processes | C2.1 | ✓ | ✓ | X | X | | |
| | | C2.1a | ✓ | ✓ | X | X | | |
| | | C2.1b | ✓ | X | ✓ | X | | |
| | | C2.2 | ✓ | ✓ | ✓ | ✓ | | |
| | | C2.2a | ✓ | ✓ | ✓ | ✓ | | |
| | C2.2g | ✓ | ✓ | ✓ | ✓ | | | |
| | Risk Disclosure | C2.3 | ✓ | X | ✓ | X | | |
| | | C2.3a | ✓ | ✓ | ✓ | ✓ | | |
| | Opportunity Disclosure | C2.3b | ✓ | ✓ | ✓ | ✓ | | |
| | | C2.4 | ✓ | X | ✓ | X | | |
| C2.4a | | ✓ | ✓ | ✓ | ✓ | | | |
| C2.4b | ✓ | ✓ | ✓ | ✓ | | | | |
| Business strategy | Business Strategy, Financial Planning & Scenario Analysis | C3.1 | ✓ | ✓ | ✓ | ✓ | | |
| | | C3.2 | ✓ | ✓ | ✓ | ✓ | | |
| | | C3.2a | ✓ | ✓ | ✓ | ✓ | | |
| | | C3.2b | ✓ | ✓ | ✓ | X | | |
| | | C3.3 | ✓ | ✓ | ✓ | ✓ | | |
| | | C3.4 | ✓ | ✓ | X | X | | |
| | | C3.5 | ✓ | X | ✓ | X | | |
| | | C3.5a | ✓ | X | X | X | | |
| | | C3.5b | X | X | X | X | | |
| | | C3.5c | X | X | X | X | | |
| Targets and Performance | Targets | C4.1 | ✓ | ✓ | ✓ | ✓ | | |
| | | C4.1a | ✓ | ✓ | ✓ | ✓ | | |
| | | C4.1b | ✓ | ✓ | ✓ | ✓ | | |
| | | C4.1c | ✓ | ✓ | ✓ | ✓ | | |
| | | C4.2 | ✓ | X | ✓ | ✓ | | |
| | | C4.2a | ✓ | ✓ | ✓ | X | | |
| | | C4.2b | ✓ | ✓ | ✓ | X | | |
| | | C4.2c | ✓ | ✓ | ✓ | ✓ | | |
| | Emissions reductions initiatives and low carbon products | C4.3 | ✓ | ✓ | ✓ | X | | |
| | | C4.3a | ✓ | ✓ | ✓ | ✓ | | |
| | | C4.3b | ✓ | ✓ | ✓ | X | | |
| | | C4.3c | ✓ | X | X | X | | |
| | | C4.3d | ✓ | X | ✓ | ✓ | | |
| | | C-PF4.4 | ✓ | X | ✓ | X | | |
| | | C-PF4.4a | ✓ | ✓ | ✓ | X | | |
| C4.5 | ✓ | X | ✓ | X | | | | |
| C4.5a | ✓ | ✓ | ✓ | X | | | | |
| Emissions | Emissions Methodology | C5.1 | ✓ | X | X | X | | |
| | | C5.1a | ✓ | X | X | X | | |
| | | C5.1b | ✓ | X | X | X | | |
| | | C5.1c | ✓ | ✓ | ✓ | X | | |
| | | C5.2 | ✓ | ✓ | X | X | | |
| | | C5.3 | ✓ | X | X | X | | |
| | | C6.1 | ✓ | ✓ | X | X | | |
| | | C6.2 | ✓ | ✓ | X | X | | |
| | | C6.3 | ✓ | ✓ | X | X | | |
| | | C6.4 | ✓ | X | X | X | | |
| | Emissions data | Scope 1 & 2 emissions (incl. verification) | C6.4a | ✓ | ✓ | ✓ | X | |
| | | | C6.5 | ✓ | ✓ | ✓ | ✓ | |
| | | | C6.5a | X | X | X | X | |
| | | | Scope 3 emissions (incl. verification) | C6.5 | ✓ | ✓ | ✓ | ✓ |
| | | | C6.5a | X | X | X | X | |
| | | Scope 1 & 2 emissions (incl. verification) | C-PF6.8 | ✓ | ✓ | X | X | |
| | | | C-PF6.8a | ✓ | ✓ | ✓ | X | |
| | | | Additional climate-related metrics (incl. verification) | C-PF6.9 | ✓ | ✓ | ✓ | ✓ |
| | | | Scope 1 & 2 emissions (incl. verification) | C6.10 | ✓ | ✓ | ✓ | X |
| | | | C7.1 | ✓ | ✓ | X | X | |
| Emissions Break down | Scope 1 & 2 emissions (incl. verification) | C7.1a | ✓ | ✓ | X | X | | |
| | | C7.2 | ✓ | ✓ | X | X | | |
| | | C7.3 | ✓ | X | X | X | | |
| | | C7.3a | ✓ | ✓ | X | X | | |
| | | C7.3b | ✓ | ✓ | X | X | | |
| | | C7.3c | ✓ | ✓ | X | X | | |
| | | C-PF7.4 | ✓ | ✓ | X | X | | |
| | | C-PF7.4a | ✓ | X | X | X | | |
| | | C-PF7.4b | ✓ | ✓ | X | X | | |
| | | C-PF7.4c | ✓ | ✓ | X | X | | |
| | | C7.5 | ✓ | ✓ | X | X | | |
| | | C7.6 | ✓ | X | X | X | | |
| | | C7.6a | ✓ | ✓ | X | X | | |
| | | C7.6b | ✓ | ✓ | X | X | | |
| | | C7.6c | ✓ | ✓ | X | X | | |
| C7.7 | ✓ | X | X | X | | | | |
| C7.7a | ✓ | X | X | X | | | | |
| C7.9 | ✓ | ✓ | X | X | | | | |
| C7.9a | ✓ | ✓ | ✓ | X | | | | |
| C7.9b | ✓ | ✓ | X | X | | | | |
| Energy | Energy | C8.1 | ✓ | ✓ | X | X | | |
| | | C8.2 | ✓ | X | X | X | | |
| | | C8.2a | ✓ | ✓ | ✓ | ✓ | | |
| | | C8.2b | ✓ | X | X | X | | |
| | | C8.2c | ✓ | ✓ | ✓ | ✓ | | |
| | | C8.2d | ✓ | ✓ | ✓ | ✓ | | |
| | | C8.2e | ✓ | ✓ | ✓ | ✓ | | |
| | | C8.2g | ✓ | ✓ | X | X | | |
| | | C8.2h | ✓ | ✓ | ✓ | ✓ | | |
| | | C8.2i | ✓ | ✓ | X | X | | |
| | | C8.2j | X | X | X | X | | |
| | | C8.2k | X | X | X | X | | |
| | | C8.2l | X | X | X | X | | |
| | | C8.2m | X | X | X | X | | |
| | | C8.2n | X | X | X | X | | |
| Additional metrics | Additional climate-related metrics (incl. verification) | C9.1 | X | X | X | X | | |

| Module | Scoring Category | Question Number | D | A | M | L |
|---|---|---|--------|---|---|---|
| Verification | Scope 1 & 2 emissions (incl. verification) | C10. 1 | ✓ | ✓ | ✓ | ✓ |
| | | C10. 1a | ✓ | x | ✓ | ✓ |
| | | C10. 1b | ✓ | x | ✓ | ✓ |
| | Scope 3 emissions (incl. verification) | C10. 1c | ✓ | x | ✓ | ✓ |
| | | Additional climate-related metrics (incl. verification) | C10. 2 | ✓ | ✓ | ✓ |
| | C10. 2a | | ✓ | ✓ | ✓ | x |
| Carbon pricing | Carbon pricing | C11. 1 | ✓ | x | x | x |
| | | C11. 1a | ✓ | x | x | x |
| | | C11. 1b | ✓ | ✓ | x | x |
| | | C11. 1c | ✓ | ✓ | x | x |
| | | C11. 1d | ✓ | ✓ | ✓ | x |
| | | C11. 2 | ✓ | x | x | x |
| | | C11. 2a | ✓ | ✓ | x | x |
| | | C11. 3 | ✓ | ✓ | ✓ | x |
| Engagement | Value chain engagement | C12. 1 | ✓ | ✓ | ✓ | x |
| | | C12. 1a | ✓ | ✓ | ✓ | ✓ |
| | | C12. 1b | ✓ | ✓ | ✓ | ✓ |
| | | C12. 1d | ✓ | x | x | x |
| | | C12. 1e | ✓ | x | ✓ | ✓ |
| | | C12. 2 | ✓ | ✓ | ✓ | x |
| | | C12. 2a | ✓ | ✓ | ✓ | ✓ |
| | | C-PF12.2 | ✓ | x | ✓ | x |
| | | C-PF12.2a | ✓ | ✓ | x | x |
| | | C-PF12.2b | ✓ | ✓ | x | x |
| | C-PF12.2c | ✓ | ✓ | x | x | |
| | Public policy engagement and industry collaboration | C12. 3 | ✓ | ✓ | ✓ | x |
| | | C12. 3a | ✓ | ✓ | ✓ | ✓ |
| | | C12. 3b | ✓ | ✓ | ✓ | ✓ |
| | | C12. 3c | ✓ | ✓ | ✓ | ✓ |
| Communications | C12. 4 | ✓ | x | ✓ | ✓ | |
| Public policy engagement and industry collaboration | C12. 5 | ✓ | ✓ | ✓ | x | |
| Other land management impacts | Emissions reduction initiatives and low carbon products | C-PF13.1 | ✓ | ✓ | x | x |
| | | C-PF13.1a | ✓ | ✓ | ✓ | x |
| | Value chain engagement | C-PF13.2 | ✓ | ✓ | x | x |
| | | C-PF13.2a | ✓ | ✓ | ✓ | x |
| Biodiversity | Biodiversity | C15. 1 | x | x | x | x |
| | | C15. 2 | x | x | x | x |
| | | C15. 3 | x | x | x | x |
| | | C15. 4 | x | x | x | x |
| | | C15. 4a | x | x | x | x |
| | | C15. 5 | x | x | x | x |
| | | C15. 6 | x | x | x | x |
| | | C15. 7 | x | x | x | x |
| Sign off | Sign off | C16. 1 | ✓ | x | ✓ | ✓ |

| Category mapping key | |
|----------------------|-----------------------------------|
| ✓ | Question scored at this level |
| x | Question not scored at this level |
| Bold text | Sector specific questions |

CLIMATE CHANGE 2023: CAPITAL GOODS SCORING METHODOLOGY CATEGORY WEIGHTINGS

This 'summary sheet' outlines the 2023 Climate Change scoring categories and the weightings that will be applied to these categories for companies responding to CDP's 2023 Capital Goods Climate Change questionnaire. If your company is responding to a different sector specific or the general questionnaire, please refer to the summary sheet for that questionnaire. It is recommended that the 2023 scoring introduction document is read in advance of reading the weighting 'summary sheets'.

Scoring categories & weightings: an overview

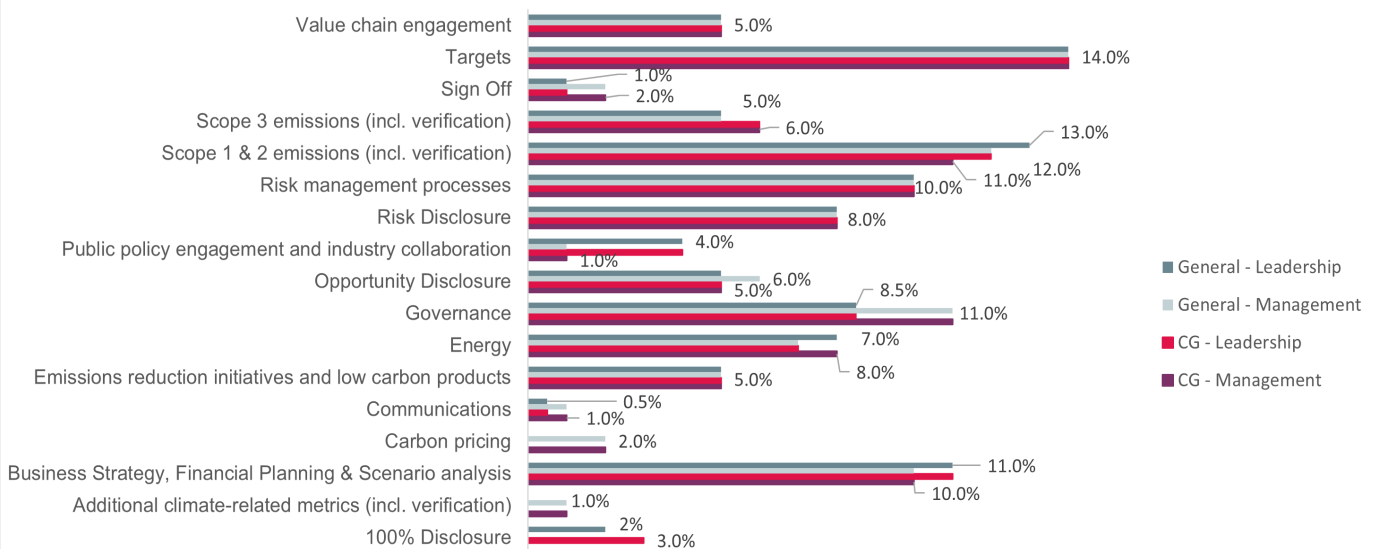
Scoring categories are groupings of questions by topic. They are sub-groups of the 2023 questionnaire modules and are consistent across all sectors. Weightings are applied to scoring categories at the Management and Leadership levels only. Weightings reflect the relative importance of each category in an organization's progression towards environmental stewardship, within the boundaries of the CDP questionnaire and available scoring criteria. As such, the weighting applied to each category varies across sectors to highlight the areas most important to environmental stewardship in specific sectors.

Capital Goods: 2023 Scoring categories

The Capital goods sector provides products and services to key high emitting end markets, such as power generation, construction, transportation, and industry. Therefore, indirect emissions in the value chain (Scope 3) are key for the sector, with the majority related to the use of sold products and services. Capital goods producers must therefore be able to understand their indirect emissions profile and manage their product-related climate change risks if they are to ensure future competitive success and be prepared for any product-related regulation. Investment in research and development of energy efficient low-carbon products with scope for system-wide change will be also key for the capital goods sector's transition to a low-carbon future.

In 2023 we have a new question which asks about collaborative industry initiatives related to environmental issues. This has led to the renaming of an existing scoring category to Public policy engagement and industry collaboration.

Scoring categories and weightings: Capital Goods Climate Change Methodology



The bar chart above shows the % weighting applied to each of the scoring categories at Management and Leadership levels for the general climate change 2023 scoring methodology

Capital Goods scoring categories: Mapped to modules and questions

| Module | Scoring Category | Question Number | D | A | M | L |
|-------------------------|---|-----------------|---|---|---|---|
| Introduction | 100% Disclosure points | C0.1 | X | X | X | ✓ |
| | Not scored | C0.2 | X | X | X | X |
| | | C0.3 | X | X | X | X |
| | | C0.4 | X | X | X | X |
| | | C0.5 | X | X | X | X |
| | | C0.8 | X | X | X | X |
| Governance | Governance | C1.1 | ✓ | ✓ | X | X |
| | | C1.1a | ✓ | ✓ | ✓ | X |
| | | C1.1b | ✓ | ✓ | ✓ | X |
| | | C1.1c | ✓ | ✓ | ✓ | ✓ |
| | | C1.1d | ✓ | ✓ | ✓ | X |
| | | C1.2 | ✓ | ✓ | ✓ | ✓ |
| | | C1.3 | ✓ | ✓ | ✓ | X |
| | | C1.3a | ✓ | ✓ | ✓ | ✓ |
| Risks and opportunities | Risk management processes | C2.1 | ✓ | ✓ | X | X |
| | | C2.1a | ✓ | ✓ | X | X |
| | | C2.1b | ✓ | X | ✓ | X |
| | | C2.2 | ✓ | ✓ | ✓ | ✓ |
| | | C2.2a | ✓ | ✓ | ✓ | ✓ |
| | | C2.2g | ✓ | ✓ | ✓ | ✓ |
| | Risk Disclosure | C2.3 | ✓ | X | ✓ | X |
| | | C2.3a | ✓ | ✓ | ✓ | ✓ |
| | | C2.3b | ✓ | ✓ | ✓ | ✓ |
| | Opportunity Disclosure | C2.4 | ✓ | X | ✓ | X |
| | | C2.4a | ✓ | ✓ | ✓ | ✓ |
| | | C2.4b | ✓ | ✓ | ✓ | ✓ |
| Business Strategy | Business Strategy, Financial Planning & Scenario Analysis | C3.1 | ✓ | ✓ | ✓ | ✓ |
| | | C3.2 | ✓ | ✓ | ✓ | ✓ |
| | | C3.2a | ✓ | ✓ | ✓ | ✓ |
| | | C3.2b | ✓ | ✓ | ✓ | X |
| | | C3.3 | ✓ | ✓ | ✓ | ✓ |
| | | C3.4 | ✓ | ✓ | X | X |
| | | C3.5 | ✓ | X | ✓ | X |
| | | C3.5a | ✓ | X | X | X |
| | | C3.5b | X | X | X | X |
| | | C3.5c | X | X | X | X |
| Targets and Performance | Targets | C4.1 | ✓ | ✓ | ✓ | ✓ |
| | | C4.1a | ✓ | ✓ | ✓ | ✓ |
| | | C4.1b | ✓ | ✓ | ✓ | ✓ |
| | | C4.1c | ✓ | ✓ | ✓ | ✓ |
| | | C4.2 | ✓ | X | ✓ | ✓ |
| | | C4.2a | ✓ | ✓ | ✓ | X |
| | | C4.2b | ✓ | ✓ | ✓ | X |
| | Emissions reductions Initiatives and low carbon products | C4.3 | ✓ | ✓ | ✓ | X |
| | | C4.3a | ✓ | ✓ | ✓ | ✓ |
| | | C4.3b | ✓ | ✓ | ✓ | X |
| | | C4.3c | ✓ | X | X | X |
| | | C4.3d | ✓ | X | ✓ | ✓ |
| | | C4.5 | ✓ | X | ✓ | X |
| | | C4.5a | ✓ | ✓ | ✓ | X |
| Emission Methodology | Scope 1 & 2 emissions (incl. verification) | C5.1 | ✓ | X | X | X |
| | | C5.1a | ✓ | X | X | X |
| | | C5.1b | ✓ | X | X | X |
| | | C5.1c | ✓ | ✓ | ✓ | X |
| | | C5.2 | ✓ | ✓ | X | X |
| Emissions data | Scope 1 & 2 emissions (incl. verification) | C5.3 | ✓ | X | X | X |
| | | C6.1 | ✓ | ✓ | X | X |
| | | C6.2 | ✓ | ✓ | X | X |
| | | C6.3 | ✓ | ✓ | X | X |
| | | C6.4 | ✓ | X | X | X |
| | | C6.4a | ✓ | ✓ | ✓ | X |

| Module | Scoring Category | Question Number | D | A | M | L | | |
|--|---|--|------------------|-----------------|---|---|---|---|
| Emissions data | Scope 3 emissions (incl. verification) | C6.5 | ✓ | ✓ | ✓ | ✓ | | |
| | | C6.5a | X | X | X | X | | |
| | Additional climate-related metrics (incl. verification) | C-CG6.6 | ✓ | ✓ | ✓ | X | | |
| | | C-CG6.6a | ✓ | ✓ | ✓ | ✓ | | |
| | Scope 1 & 2 emissions (incl. verification) | C6.7 | ✓ | X | X | X | | |
| | | C6.7a | ✓ | ✓ | X | X | | |
| | | C6.10 | ✓ | ✓ | ✓ | X | | |
| | | C7.1 | ✓ | ✓ | X | X | | |
| | Emissions Break down | Scope 1 & 2 emissions (incl. verification) | C7.1a | ✓ | ✓ | X | X | |
| | | | C7.2 | ✓ | ✓ | X | X | |
| C7.3 | | | ✓ | X | X | X | | |
| C7.3a | | | ✓ | ✓ | X | X | | |
| C7.3b | | | ✓ | ✓ | X | X | | |
| C7.3c | | | ✓ | ✓ | X | X | | |
| C7.5 | | | ✓ | ✓ | X | X | | |
| C7.6 | | | ✓ | X | X | X | | |
| C7.6a | | | ✓ | ✓ | X | X | | |
| C7.6b | | | ✓ | ✓ | X | X | | |
| C7.6c | | | ✓ | ✓ | X | X | | |
| C7.7 | | | ✓ | X | X | X | | |
| C7.7a | | | ✓ | X | X | X | | |
| C7.9 | | | ✓ | ✓ | X | X | | |
| C7.9a | | | ✓ | ✓ | ✓ | X | | |
| C7.9b | | | ✓ | ✓ | X | X | | |
| Scope 3 emissions (incl. verification) | | | C-CG7.10 | ✓ | ✓ | ✓ | X | |
| | | | C-CG7.10a | ✓ | ✓ | X | X | |
| Energy | | | Energy | C8.1 | ✓ | ✓ | X | X |
| | | | | C8.2 | ✓ | X | X | X |
| | C8.2a | ✓ | | ✓ | ✓ | ✓ | | |
| | C8.2b | ✓ | | X | X | X | | |
| | C8.2c | ✓ | | ✓ | ✓ | ✓ | | |
| | C8.2d | ✓ | | ✓ | ✓ | ✓ | | |
| | C8.2e | ✓ | | ✓ | ✓ | ✓ | | |
| | C8.2g | ✓ | | ✓ | X | X | | |
| | C8.2h | ✓ | | ✓ | ✓ | ✓ | | |
| | C8.2i | ✓ | | ✓ | X | X | | |
| | C8.2j | X | | X | X | X | | |
| | C8.2k | X | | X | X | X | | |
| | C8.2l | X | | X | X | X | | |
| | C8.2m | X | | X | X | X | | |
| | Additional metrics | Additional climate-related metrics (incl. verification) | | C-CG8.5 | ✓ | ✓ | X | X |
| | | | | C-CG8.5a | ✓ | ✓ | X | X |
| | Additional metrics | Emissions reductions Initiatives and low carbon products | | C9.1 | X | X | X | X |
| | | | | C-CG9.6 | ✓ | X | ✓ | X |
| Verification | Scope 1 & 2 emissions (incl. verification) | C10.1 | ✓ | ✓ | ✓ | ✓ | | |
| | | C10.1a | ✓ | X | ✓ | ✓ | | |
| | | C10.1b | ✓ | X | ✓ | ✓ | | |
| | | C10.1c | ✓ | X | ✓ | ✓ | | |
| | | C10.2 | ✓ | ✓ | ✓ | X | | |
| Carbon pricing | Carbon pricing | C10.2a | ✓ | ✓ | ✓ | X | | |
| | | C11.1 | ✓ | X | X | X | | |
| | | C11.1a | ✓ | X | X | X | | |
| | | C11.1b | ✓ | ✓ | X | X | | |
| | | C11.1c | ✓ | ✓ | X | X | | |
| | | C11.1d | ✓ | ✓ | ✓ | X | | |
| | | C11.2 | ✓ | X | X | X | | |
| | | C11.2a | ✓ | ✓ | X | X | | |
| | | C11.3 | ✓ | ✓ | ✓ | X | | |
| | | C11.3a | ✓ | ✓ | ✓ | X | | |

| Module | Scoring Category | Question Number | D | A | M | L | |
|------------|---|-----------------|--------|---|---|---|---|
| Engagement | Value chain engagement | C12. 1 | ✓ | ✓ | ✓ | x | |
| | | C12. 1a | ✓ | ✓ | ✓ | ✓ | |
| | | C12. 1b | ✓ | ✓ | ✓ | ✓ | |
| | | C12. 1d | ✓ | x | x | x | |
| | | C12. 1e | ✓ | x | ✓ | ✓ | |
| | | C12. 2 | ✓ | ✓ | ✓ | x | |
| | | C12. 2a | ✓ | ✓ | ✓ | ✓ | |
| | Public policy engagement | C12. 3 | ✓ | ✓ | ✓ | x | |
| | | C12. 3a | ✓ | ✓ | ✓ | ✓ | |
| | | C12. 3b | ✓ | ✓ | ✓ | ✓ | |
| | | C12. 3c | ✓ | ✓ | ✓ | ✓ | |
| | Comm un ica- tions | C12. 4 | ✓ | x | ✓ | ✓ | |
| | Public policy engagement and industry collaboration | C12. 5 | ✓ | ✓ | ✓ | x | |
| | Biodiversity | Biodiversity | C15. 1 | x | x | x | x |
| | | | C15. 2 | x | x | x | x |
| C15. 3 | | | x | x | x | x | |
| C15. 4 | | | x | x | x | x | |
| C15. 4a | | | x | x | x | x | |
| C15. 5 | | | x | x | x | x | |
| C15. 6 | | | x | x | x | x | |
| C15. 7 | | | x | x | x | x | |
| Sign off | Sign off | C16. 1 | ✓ | x | ✓ | ✓ | |

| Category mapping key | |
|----------------------|-----------------------------------|
| ✓ | Question scored at this level |
| x | Question not scored at this level |
| Bold text | Sector specific questions |

CLIMATE CHANGE 2023: COAL SCORING METHODOLOGY CATEGORY WEIGHTINGS

This 'summary sheet' outlines the 2023 Climate Change scoring categories and the weightings that will be applied to these categories for companies responding to CDP's 2023 Coal Climate Change questionnaire. If your company is responding to a different sector specific or the general questionnaire, please refer to the summary sheet for that questionnaire. It is recommended that the 2023 scoring introduction document is read in advance of reading the weighting 'summary sheets'.

Scoring categories & weightings: an overview

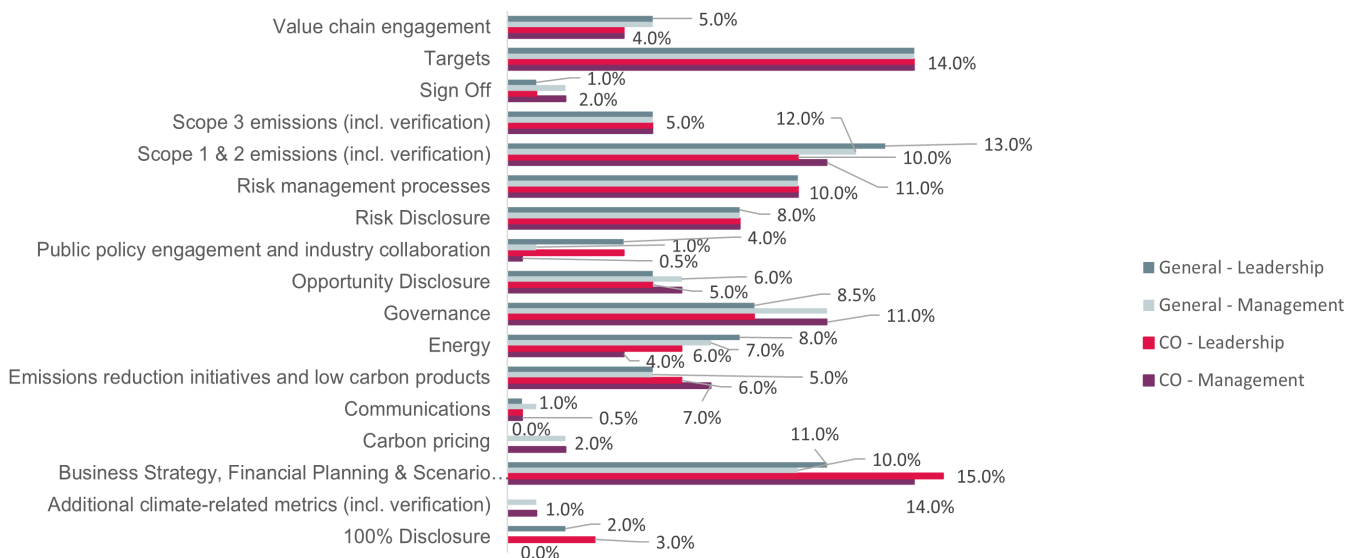
Scoring categories are groupings of questions by topic. They are sub-groups of the 2023 questionnaire modules and are consistent across all sectors. Weightings are applied to scoring categories at the Management and Leadership levels only. Weightings reflect the relative importance of each category in an organization's progression towards environmental stewardship, within the boundaries of the CDP questionnaire and available scoring criteria. As such, the weighting applied to each category varies across sectors to highlight the areas most important to environmental stewardship in specific sectors.

Coal: 2023 Scoring categories

Coal is an energy intensive, high emitting sector. Emissions reduction targets along with other emissions reduction initiatives and low carbon products are particularly important for organizations operating in this sector, as globally coal combustion contributes to the largest share of anthropogenic greenhouse gas increase in the atmosphere and dominates power generation. Coal faces increasing regulatory and market pressures in its downstream use, including competition from natural gas and renewables. As such, climate change should be integrated into the business strategy and included in financial planning assessments of organizations operating within this sector. Environmental stewards in this sector will use scenario analysis to inform their business strategy.

In 2023 we have a new question which asks about collaborative industry initiatives related to environmental issues. This has led to the renaming of an existing scoring category to Public policy engagement and industry collaboration.

Scoring categories and weightings: Coal Climate Change Methodology



The bar chart above shows the % weighting applied to each of the scoring categories at Management and Leadership levels for the general climate change 2023 scoring methodology

Coal scoring categories: Mapped to modules and questions

| Module | Scoring Category | Question Number | D | A | M | L |
|-------------------------|---|-----------------|---|---|---|---|
| Introduction | 100% Disclosure points | C0.1 | X | X | X | ✓ |
| | Not scored | C0.2 | X | X | X | X |
| | | C0.3 | X | X | X | X |
| | | C0.4 | X | X | X | X |
| | | C0.5 | X | X | X | X |
| | | C-CO0.7 | X | X | X | X |
| | | C0.8 | X | X | X | X |
| Governance | Governance | C1.1 | ✓ | ✓ | X | X |
| | | C1.1a | ✓ | ✓ | ✓ | X |
| | | C1.1b | ✓ | ✓ | ✓ | X |
| | | C1.1c | ✓ | ✓ | ✓ | ✓ |
| | | C1.1d | ✓ | ✓ | ✓ | X |
| | | C1.2 | ✓ | ✓ | ✓ | ✓ |
| | | C1.3 | ✓ | ✓ | ✓ | X |
| Risks and opportunities | Risk management processes | C2.1 | ✓ | ✓ | X | X |
| | | C2.1a | ✓ | ✓ | X | X |
| | | C2.1b | ✓ | X | ✓ | X |
| | | C2.2 | ✓ | ✓ | ✓ | ✓ |
| | | C2.2a | ✓ | ✓ | ✓ | ✓ |
| | C2.2g | ✓ | ✓ | ✓ | ✓ | |
| | Risk Disclosure | C2.3 | ✓ | X | ✓ | X |
| | | C2.3a | ✓ | ✓ | ✓ | ✓ |
| | | C2.3b | ✓ | ✓ | ✓ | ✓ |
| | Opportunity Disclosure | C2.4 | ✓ | X | ✓ | X |
| C2.4a | | ✓ | ✓ | ✓ | ✓ | |
| C2.4b | | ✓ | ✓ | ✓ | ✓ | |
| Business Strategy | Business Strategy, Financial Planning & Scenario Analysis | C3.1 | ✓ | ✓ | ✓ | ✓ |
| | | C3.2 | ✓ | ✓ | ✓ | ✓ |
| | | C3.2a | ✓ | ✓ | ✓ | ✓ |
| | | C3.2b | ✓ | ✓ | ✓ | X |
| | | C3.3 | ✓ | ✓ | ✓ | ✓ |
| | | C3.4 | ✓ | ✓ | X | X |
| | | C3.5 | ✓ | X | ✓ | X |
| | | C3.5a | ✓ | X | X | X |
| | | C3.5b | X | X | X | X |
| C3.5c | X | X | X | X | | |
| Targets and Performance | Targets | C4.1 | ✓ | ✓ | ✓ | ✓ |
| | | C4.1a | ✓ | ✓ | ✓ | ✓ |
| | | C4.1b | ✓ | ✓ | ✓ | ✓ |
| | | C4.1c | ✓ | ✓ | ✓ | ✓ |
| | | C4.2 | ✓ | X | ✓ | ✓ |
| | | C4.2a | ✓ | ✓ | ✓ | X |
| | | C4.2b | ✓ | ✓ | ✓ | X |
| | | C4.2c | ✓ | ✓ | ✓ | ✓ |
| | | C-CO4.2d | ✓ | X | ✓ | X |
| | Emissions reductions initiatives and low carbon products | C4.3 | ✓ | ✓ | ✓ | X |
| | | C4.3a | ✓ | ✓ | ✓ | ✓ |
| | | C4.3b | ✓ | ✓ | ✓ | X |
| | | C4.3c | ✓ | X | X | X |
| | | C4.3d | ✓ | X | ✓ | ✓ |
| | | C4.5 | ✓ | X | ✓ | X |
| | Targets | C4.5a | ✓ | ✓ | ✓ | X |
| | | C-CO4.6 | ✓ | X | ✓ | X |
| C-CO4.7 | | ✓ | ✓ | ✓ | X | |
| C-CO4.7a | | ✓ | X | ✓ | X | |
| C-CO4.7b | | ✓ | X | ✓ | X | |
| C4.8 | ✓ | X | ✓ | X | | |

| Module | Scoring Category | Question Number | D | A | M | L |
|-----------------------|---|-----------------|---|---|---|---|
| Emissions Methodology | Scope 1 & 2 emissions (incl. verification) | C5.1 | ✓ | X | X | X |
| | | C5.1a | ✓ | X | X | X |
| | | C5.1b | ✓ | X | X | X |
| | | C5.1c | ✓ | ✓ | ✓ | X |
| | | C5.2 | ✓ | ✓ | X | X |
| | | C5.3 | ✓ | X | X | X |
| | | C6.1 | ✓ | ✓ | X | X |
| | | C6.2 | ✓ | ✓ | X | X |
| | | C6.3 | ✓ | ✓ | X | X |
| | | C6.4 | ✓ | X | X | X |
| Emissions Data | Scope 3 emissions (incl. verification) | C6.4a | ✓ | ✓ | ✓ | X |
| | | C6.5 | ✓ | ✓ | ✓ | ✓ |
| | | C6.5a | X | X | X | X |
| | | C6.7 | ✓ | X | X | X |
| | | C6.7a | ✓ | ✓ | X | X |
| | Scope 1 & 2 emissions (incl. verification) | C6.10 | ✓ | ✓ | ✓ | X |
| | | C7.1 | ✓ | ✓ | X | X |
| | | C7.1a | ✓ | ✓ | X | X |
| | | C-CO7.1b | ✓ | ✓ | X | X |
| | | C7.2 | ✓ | ✓ | X | X |
| Emissions Break down | Scope 1 & 2 emissions (incl. verification) | C7.3 | ✓ | X | X | X |
| | | C7.3a | ✓ | ✓ | X | X |
| | | C7.3b | ✓ | ✓ | X | X |
| | | C7.3c | ✓ | ✓ | X | X |
| | | C-CO7.4 | ✓ | X | X | X |
| | | C7.5 | ✓ | ✓ | X | X |
| | | C7.6 | ✓ | X | X | X |
| | | C7.6a | ✓ | ✓ | X | X |
| | | C7.6b | ✓ | ✓ | X | X |
| | | C7.6c | ✓ | ✓ | X | X |
| | | C7.7 | ✓ | X | X | X |
| | | C7.7a | ✓ | X | X | X |
| | | C-CO7.7 | ✓ | X | X | X |
| | | C7.9 | ✓ | ✓ | X | X |
| | | C7.9a | ✓ | ✓ | ✓ | X |
| C7.9b | ✓ | ✓ | X | X | | |
| Energy | Energy | C8.1 | ✓ | ✓ | X | X |
| | | C8.2 | ✓ | X | X | X |
| | | C8.2a | ✓ | ✓ | ✓ | ✓ |
| | | C8.2b | ✓ | X | X | X |
| | | C8.2c | ✓ | ✓ | ✓ | ✓ |
| | | C8.2d | ✓ | ✓ | ✓ | ✓ |
| | | C8.2e | ✓ | ✓ | ✓ | ✓ |
| | | C8.2g | ✓ | ✓ | X | X |
| | | C8.2h | ✓ | ✓ | ✓ | ✓ |
| | | C8.2i | ✓ | ✓ | X | X |
| | | C8.2j | X | X | X | X |
| | | C8.2k | X | X | X | X |
| | | C8.2l | X | X | X | X |
| C8.2m | X | X | X | X | | |
| Additional metrics | Additional climate related metrics (incl. verification) | C9.1 | X | X | X | X |
| | | C-CO9.2a | ✓ | ✓ | X | X |
| | | C-CO9.2b | ✓ | ✓ | X | X |
| | | C-CO9.3a | ✓ | ✓ | X | X |
| | | C-CO9.3b | ✓ | ✓ | X | X |
| | | C-CO9.4a | ✓ | ✓ | X | X |
| | Emissions reduction initiatives and low carbon products | C-CO9.5a | ✓ | ✓ | X | X |
| | | C-CO9.6 | ✓ | X | ✓ | X |
| | | C-CO9.6a | ✓ | ✓ | ✓ | ✓ |

| Module | Scoring Category | Question Number | D | A | M | L |
|----------------|---|---|-------|---|---|---|
| Verification | Scope 1 & 2 emissions (incl. verification) | C10.1 | ✓ | ✓ | ✓ | ✓ |
| | | C10.1a | ✓ | x | ✓ | ✓ |
| | | C10.1b | ✓ | x | ✓ | ✓ |
| | Scope 3 emissions (incl. verification) | C10.1c | ✓ | x | ✓ | ✓ |
| | | Additional climate-related metrics (incl. verification) | C10.2 | ✓ | ✓ | ✓ |
| | C10.2a | | ✓ | ✓ | ✓ | x |
| Carbon pricing | Carbon pricing | C11.1 | ✓ | x | x | x |
| | | C11.1a | ✓ | x | x | x |
| | | C11.1b | ✓ | ✓ | x | x |
| | | C11.1c | ✓ | ✓ | x | x |
| | | C11.1d | ✓ | ✓ | ✓ | x |
| | | C11.2 | ✓ | x | x | x |
| | | C11.2a | ✓ | ✓ | x | x |
| | | C11.3 | ✓ | ✓ | ✓ | x |
| Engagement | Value chain engagement | C12.1 | ✓ | ✓ | ✓ | x |
| | | C12.1a | ✓ | ✓ | ✓ | ✓ |
| | | C12.1b | ✓ | ✓ | ✓ | ✓ |
| | | C12.1d | ✓ | x | x | x |
| | | C12.1e | ✓ | x | ✓ | ✓ |
| | | C12.2 | ✓ | ✓ | ✓ | x |
| | | C12.2a | ✓ | ✓ | ✓ | ✓ |
| | Public policy engagement and industry collaboration | C12.3 | ✓ | ✓ | ✓ | x |
| | | C12.3a | ✓ | ✓ | ✓ | ✓ |
| | | C12.3b | ✓ | ✓ | ✓ | ✓ |
| | C12.3c | ✓ | ✓ | ✓ | ✓ | |
| | Communications | C12.4 | ✓ | x | ✓ | ✓ |
| | Public policy engagement and industry collaboration | C12.5 | ✓ | ✓ | ✓ | x |
| | Biodiversity | Biodiversity | C15.1 | x | x | x |
| C15.2 | | | x | x | x | x |
| C15.3 | | | x | x | x | x |
| C15.4 | | | x | x | x | x |
| C15.4a | | | x | x | x | x |
| C15.5 | | | x | x | x | x |
| C15.6 | | | x | x | x | x |
| C15.7 | x | x | x | x | | |
| Sign Off | Sign Off | C16.1 | ✓ | x | ✓ | ✓ |

| Category mapping key | |
|----------------------|-----------------------------------|
| ✓ | Question scored at this level |
| x | Question not scored at this level |
| Bold text | Sector specific questions |

CLIMATE CHANGE 2023: ELECTRIC UTILITIES SCORING METHODOLOGY CATEGORY WEIGHTINGS

This 'summary sheet' outlines the 2023 Climate Change scoring categories and the weightings that will be applied to these categories for companies responding to CDP's 2023 Electric Utilities Climate Change questionnaire. If your company is responding to a different sector specific or the general questionnaire, please refer to the summary sheet for that questionnaire. It is recommended that the 2023 scoring introduction document is read in advance of reading the weighting 'summary sheets'.

Scoring categories & weightings: an overview

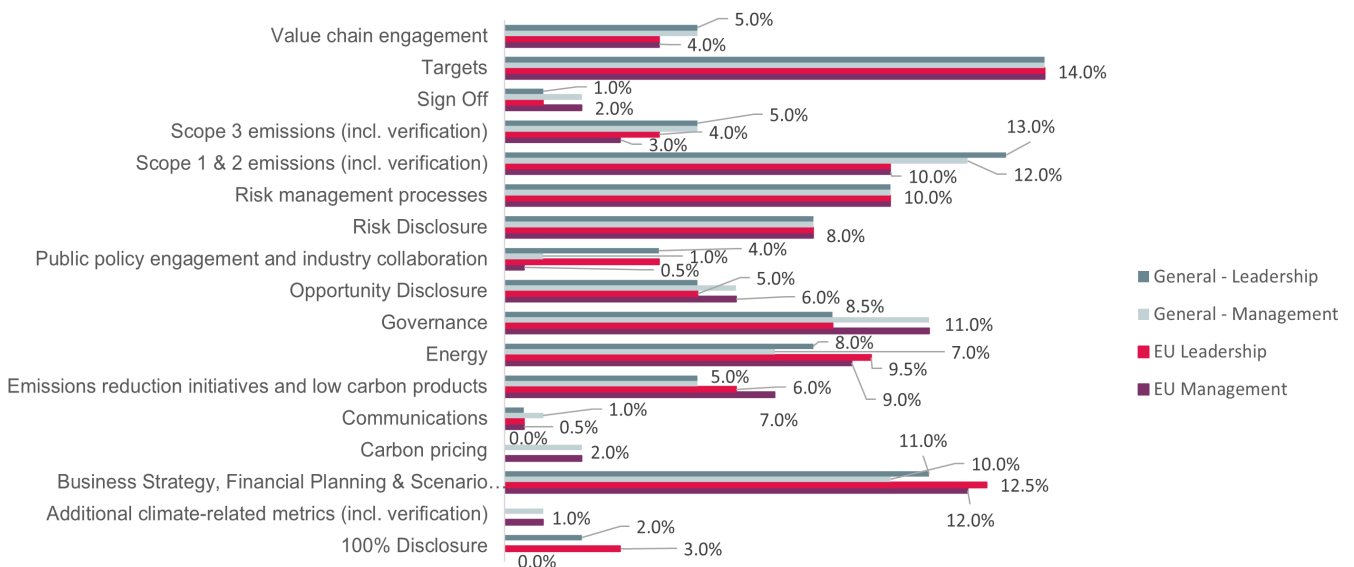
Scoring categories are groupings of questions by topic. They are sub-groups of the 2023 questionnaire modules and are consistent across all sectors. Weightings are applied to scoring categories at the Management and Leadership levels only. Weightings reflect the relative importance of each category in an organization's progression towards environmental stewardship, within the boundaries of the CDP questionnaire and available scoring criteria. As such, the weighting applied to each category varies across sectors to highlight the areas most important to environmental stewardship in specific sectors.

Electric Utilities: 2023 Scoring categories

Electric Utilities is an energy intensive, high emitting sector. Emission reduction targets along with other emission reduction initiatives and low-carbon products are particularly important for organizations in this sector. Climate change is a strategic issue for the electric utilities sector, with power generation being the single largest emitter of CO₂, accounting for 25% of global emissions. With the increasing commercialization of renewable energy sources and the advent of decentralized power production, the electric utilities sector has the key potential to undergo a transition to low-carbon energy sources. As such, climate change and a low carbon transition plan should be integrated into the business strategy and considered in financial planning assessments of electric utilities organizations. Environmental stewards in this sector will use scenario analysis to inform their business strategy.

In 2023 we have a new question which asks about collaborative industry initiatives related to environmental issues. This has led to the renaming of an existing scoring category to Public policy engagement and industry collaboration.

Scoring categories and weightings: Electric Utilities Climate Change Methodology



The bar chart above shows the % weighting applied to each of the scoring categories at Management and Leadership levels for the general climate change 2023 scoring methodology

Electric Utilities scoring categories: Mapped to modules and questions

| Module | Scoring Category | Question Number | D | A | M | L |
|-------------------------|---|-----------------|---|---|---|---|
| Introduction | 100% Disclosure points | C0.1 | X | X | X | ✓ |
| | Not scored | C0.2 | X | X | X | X |
| | | C0.3 | X | X | X | X |
| | | C0.4 | X | X | X | X |
| | | C0.5 | X | X | X | X |
| | | C-EU0.7 | X | X | X | X |
| | | C0.8 | X | X | X | X |
| Governance | Governance | C1.1 | ✓ | ✓ | X | X |
| | | C1.1a | ✓ | ✓ | ✓ | X |
| | | C1.1b | ✓ | ✓ | ✓ | X |
| | | C1.1c | ✓ | ✓ | ✓ | ✓ |
| | | C1.1d | ✓ | ✓ | ✓ | X |
| | | C1.2 | ✓ | ✓ | ✓ | ✓ |
| | | C1.3 | ✓ | ✓ | ✓ | X |
| | | C1.3a | ✓ | ✓ | ✓ | ✓ |
| Risks and opportunities | Risk management processes | C2.1 | ✓ | ✓ | X | X |
| | | C2.1a | ✓ | ✓ | X | X |
| | | C2.1b | ✓ | X | ✓ | X |
| | | C2.2 | ✓ | ✓ | ✓ | ✓ |
| | | C2.2a | ✓ | ✓ | ✓ | ✓ |
| | Risk Disclosure | C2.3 | ✓ | X | ✓ | X |
| | | C2.3a | ✓ | ✓ | ✓ | ✓ |
| | | C2.3b | ✓ | ✓ | ✓ | ✓ |
| | Opportunity Disclosure | C2.4 | ✓ | X | ✓ | X |
| | | C2.4a | ✓ | ✓ | ✓ | ✓ |
| C2.4b | | ✓ | ✓ | ✓ | ✓ | |
| Business Strategy | Business Strategy, Financial Planning & Scenario Analysis | C3.1 | ✓ | ✓ | ✓ | ✓ |
| | | C3.2 | ✓ | ✓ | ✓ | ✓ |
| | | C3.2a | ✓ | ✓ | ✓ | ✓ |
| | | C3.2b | ✓ | ✓ | ✓ | X |
| | | C3.3 | ✓ | ✓ | ✓ | ✓ |
| | | C3.4 | ✓ | ✓ | X | X |
| | | C3.5 | ✓ | X | ✓ | X |
| | | C3.5a | ✓ | X | X | X |
| | | C3.5b | X | X | X | X |
| Targets and Performance | Targets | C4.1 | ✓ | ✓ | ✓ | ✓ |
| | | C4.1a | ✓ | ✓ | ✓ | ✓ |
| | | C4.1b | ✓ | ✓ | ✓ | ✓ |
| | | C4.1c | ✓ | ✓ | ✓ | ✓ |
| | | C4.2 | ✓ | X | ✓ | ✓ |
| | | C4.2a | ✓ | ✓ | ✓ | X |
| | | C4.2b | ✓ | ✓ | ✓ | X |
| | | C4.2c | ✓ | ✓ | ✓ | X |
| | | C4.3 | ✓ | ✓ | ✓ | X |
| | Emissions reductions initiatives and low carbon products | C4.3a | ✓ | ✓ | ✓ | ✓ |
| | | C4.3b | ✓ | ✓ | ✓ | X |
| | | C4.3c | ✓ | X | X | X |
| | | C4.3d | ✓ | X | ✓ | ✓ |
| | | C4.5 | ✓ | X | ✓ | X |
| | | C4.5a | ✓ | ✓ | ✓ | X |
| | | C-EU4.6 | ✓ | X | ✓ | X |

| Module | Scoring Category | Question Number | D | A | M | L |
|-----------------------|---|--|------|---|---|---|
| Emissions Methodology | | C5.1 | ✓ | X | X | X |
| | | C5.1a | ✓ | X | X | X |
| | | C5.1b | ✓ | X | X | X |
| | | C5.1c | ✓ | ✓ | ✓ | X |
| | | C5.2 | ✓ | ✓ | X | X |
| Emissions Data | Scope 1 & 2 emissions (incl. verification) | C5.3 | ✓ | X | X | X |
| | | C6.1 | ✓ | ✓ | X | X |
| | | C6.2 | ✓ | ✓ | X | X |
| | | C6.3 | ✓ | ✓ | X | X |
| | | C6.4 | ✓ | X | X | X |
| | Scope 3 emissions (incl. verification) | C6.4a | ✓ | ✓ | ✓ | X |
| | | C6.5 | ✓ | ✓ | ✓ | ✓ |
| | Scope 1 & 2 emissions (incl. verification) | C6.5a | X | X | X | X |
| | | C6.7 | ✓ | X | X | X |
| | | C6.7a | ✓ | ✓ | X | X |
| C6.10 | | ✓ | ✓ | ✓ | X | |
| Emissions Breakdown | | Scope 1 & 2 emissions (incl. verification) | C7.1 | ✓ | ✓ | X |
| | C7.1a | | ✓ | ✓ | X | X |
| | C-EU7.1b | | ✓ | ✓ | X | X |
| | C7.2 | | ✓ | ✓ | X | X |
| | C7.3 | | ✓ | X | X | X |
| | C7.3a | | ✓ | ✓ | X | X |
| | C7.3b | | ✓ | ✓ | X | X |
| | C7.3c | | ✓ | ✓ | X | X |
| | C-EU7.4 | | ✓ | X | X | X |
| | C7.7 | | ✓ | X | X | X |
| | C7.7a | | ✓ | X | X | X |
| | C7.9 | | ✓ | ✓ | X | X |
| | C7.9a | | ✓ | ✓ | ✓ | X |
| C7.9b | ✓ | ✓ | X | X | | |
| Energy | Energy | C8.1 | ✓ | ✓ | X | X |
| | | C8.2 | ✓ | X | X | X |
| | | C8.2a | ✓ | ✓ | X | X |
| | | C8.2b | ✓ | X | X | X |
| | | C8.2c | ✓ | ✓ | ✓ | ✓ |
| | | C-EU8.2d | ✓ | ✓ | ✓ | ✓ |
| | | C8.2g | ✓ | ✓ | X | X |
| | | C8.2h | ✓ | ✓ | ✓ | ✓ |
| | | C8.2i | ✓ | ✓ | X | X |
| | | C8.2j | X | X | X | X |
| | | C8.2k | X | X | X | X |
| | | C8.2l | X | X | X | X |
| | | C8.2m | X | X | X | X |
| Additional metrics | Additional climate related metrics (incl. verification) | C-EU8.4 | ✓ | X | X | X |
| | | C-EU8.4a | ✓ | ✓ | X | X |
| | | C9.1 | X | X | X | X |
| | | C-EU9.5a | ✓ | ✓ | ✓ | X |
| | | C-EU9.5b | ✓ | ✓ | X | X |
| | | C-EU9.6 | ✓ | X | ✓ | X |
| C-EU9.6a | ✓ | ✓ | ✓ | ✓ | | |

| Module | Scoring Category | Question Number | D | A | M | L | |
|----------------|---|---|---------|---|---|---|---|
| Verification | Scope 1 & 2 emissions (incl. verification) | C10. 1 | ✓ | ✓ | ✓ | ✓ | |
| | | C10. 1a | ✓ | x | ✓ | ✓ | |
| | | C10. 1b | ✓ | x | ✓ | ✓ | |
| | Scope 3 emissions (incl. verification) | C10. 1c | ✓ | x | ✓ | ✓ | |
| | | Additional climate-related metrics (incl. verification) | C10. 2 | ✓ | ✓ | ✓ | x |
| | | | C10. 2a | ✓ | ✓ | ✓ | x |
| Carbon pricing | Carbon pricing | C11. 1 | ✓ | x | x | x | |
| | | C11. 1a | ✓ | x | x | x | |
| | | C11. 1b | ✓ | ✓ | x | x | |
| | | C11. 1c | ✓ | ✓ | x | x | |
| | | C11. 1d | ✓ | ✓ | ✓ | x | |
| | | C11. 2 | ✓ | x | x | x | |
| | | C11. 2a | ✓ | ✓ | x | x | |
| | | C11. 3 | ✓ | ✓ | ✓ | x | |
| Engagement | Value chain engagement | C12. 1 | ✓ | ✓ | ✓ | x | |
| | | C12. 1a | ✓ | ✓ | ✓ | ✓ | |
| | | C12. 1b | ✓ | ✓ | ✓ | ✓ | |
| | | C12. 1d | ✓ | x | x | x | |
| | | C12. 1e | ✓ | x | ✓ | ✓ | |
| | | C12. 2 | ✓ | ✓ | ✓ | x | |
| | Public policy engagement | C12. 3 | ✓ | ✓ | ✓ | x | |
| | | C12. 3a | ✓ | ✓ | ✓ | ✓ | |
| | | C12. 3b | ✓ | ✓ | ✓ | ✓ | |
| | | C12. 3c | ✓ | ✓ | ✓ | ✓ | |
| | Communications | C12. 4 | ✓ | x | ✓ | ✓ | |
| | Public policy engagement and industry collaboration | C12. 5 | ✓ | ✓ | ✓ | x | |
| Biodiversity | Biodiversity | C15. 1 | x | x | x | x | |
| | | C15. 2 | x | x | x | x | |
| | | C15. 3 | x | x | x | x | |
| | | C15. 4 | x | x | x | x | |
| | | C15. 4a | x | x | x | x | |
| | | C15. 5 | x | x | x | x | |
| | | C15. 6 | x | x | x | x | |
| | | C15. 7 | x | x | x | x | |
| Sign Off | Sign Off | C16. 1 | ✓ | x | ✓ | ✓ | |

| Category mapping key | |
|----------------------|-----------------------------------|
| ✓ | Question scored at this level |
| x | Question not scored at this level |
| Bold text | Sector specific questions |

CLIMATE CHANGE 2023: OIL & GAS SCORING METHODOLOGY CATEGORY WEIGHTINGS

This 'summary sheet' outlines the 2023 Climate Change scoring categories and the weightings that will be applied to these categories for companies responding to CDP's 2023 Oil & Gas Climate Change questionnaire. If your company is responding to a different sector specific or the general questionnaire, please refer to the summary sheet for that questionnaire. It is recommended that the 2023 scoring introduction document is read in advance of reading the weighting 'summary sheets'.

Scoring categories & weightings: an overview

Scoring categories are groupings of questions by topic. They are sub-groups of the 2023 questionnaire modules and are consistent across all sectors. Weightings are applied to scoring categories at the Management and Leadership levels only. Weightings reflect the relative importance of each category in an organization's progression towards environmental stewardship, within the boundaries of the CDP questionnaire and available scoring criteria. As such, the weighting applied to each category varies across sectors to highlight the areas most important to environmental stewardship in specific sectors.

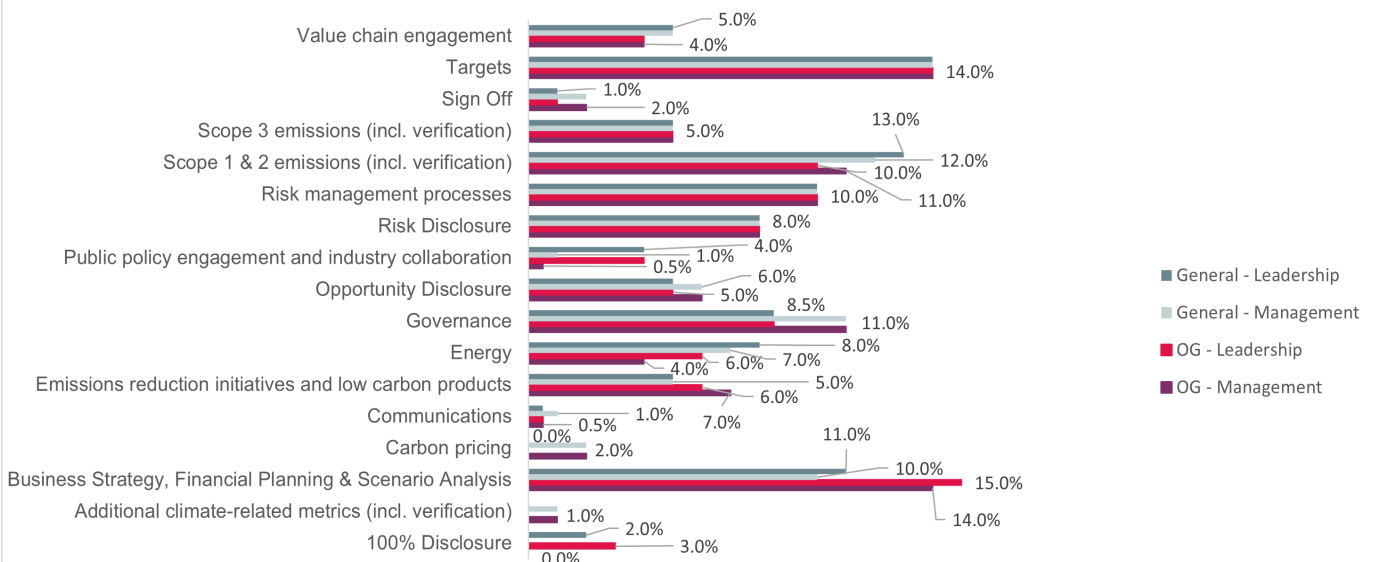
Oil and Gas: 2023 Scoring categories

Oil & Gas is an energy intensive, high emitting sector. Emissions reduction targets along with other emission reduction initiatives and low carbon products are particularly important for organizations in this sector.

Climate change is a strategic risk for the oil & gas sector, whose operational and use phase emissions collectively account for half of global CO2 emissions. As such, climate change and a low carbon transition plan should be integrated into the business strategy of oil & gas organizations. Environmental stewards in this sector will use scenario analysis to inform their business strategy.

In 2023 we have a new question which asks about collaborative industry initiatives related to environmental issues. This has led to the renaming of an existing scoring category to Public policy engagement and industry collaboration.

Scoring categories and weightings: Oil and Gas Climate Change Methodology



The bar chart above shows the % weighting applied to each of the scoring categories at Management and Leadership levels for the general climate change 2023 scoring methodology

Oil and Gas scoring categories: Mapped to modules and questions

| Module | Scoring Category | Question Number | D | A | M | L |
|-------------------------|---|-------------------------|---------------------------|------|---|---|
| Introduction | 100% Disclosure points | C0.1 | X | X | X | ✓ |
| | Not scored | C0.2 | X | X | X | X |
| | | C0.3 | X | X | X | X |
| | | C0.4 | X | X | X | X |
| | | C0.5 | X | X | X | X |
| | | C-OG0.7 | X | X | X | X |
| | | C0.8 | X | X | X | X |
| Governance | Governance | C1.1 | ✓ | ✓ | X | X |
| | | C1.1a | ✓ | ✓ | ✓ | X |
| | | C1.1b | ✓ | ✓ | ✓ | X |
| | | C1.1c | ✓ | ✓ | ✓ | ✓ |
| | | C1.1d | ✓ | ✓ | ✓ | X |
| | | C1.2 | ✓ | ✓ | ✓ | ✓ |
| | | C1.3 | ✓ | ✓ | ✓ | X |
| | | C1.3a | ✓ | ✓ | ✓ | ✓ |
| | | Risks and opportunities | Risk management processes | C2.1 | ✓ | ✓ |
| C2.1a | ✓ | | | ✓ | X | X |
| C2.1b | ✓ | | | X | ✓ | X |
| C2.2 | ✓ | | | ✓ | ✓ | ✓ |
| C2.2a | ✓ | | | ✓ | ✓ | ✓ |
| C2.2g | ✓ | | ✓ | ✓ | ✓ | |
| Risk Disclosure | C2.3 | | ✓ | X | ✓ | X |
| | C2.3a | | ✓ | ✓ | ✓ | ✓ |
| | C2.3b | | ✓ | ✓ | ✓ | ✓ |
| Opportunity Disclosure | C2.4 | | ✓ | X | ✓ | X |
| | C2.4a | ✓ | ✓ | ✓ | ✓ | |
| C2.4b | ✓ | ✓ | ✓ | ✓ | | |
| Business Strategy | Business Strategy, Financial Planning & Scenario Analysis | C3.1 | ✓ | ✓ | ✓ | ✓ |
| | | C3.2 | ✓ | ✓ | ✓ | ✓ |
| | | C3.2a | ✓ | ✓ | ✓ | ✓ |
| | | C3.2b | ✓ | ✓ | ✓ | X |
| | | C3.3 | ✓ | ✓ | ✓ | ✓ |
| | | C3.4 | ✓ | ✓ | X | X |
| | | C3.5 | ✓ | X | ✓ | X |
| | | C3.5a | ✓ | X | X | X |
| | | C3.5b | X | X | X | X |
| | | C3.5c | X | X | X | X |
| Targets and Performance | Targets | C4.1 | ✓ | ✓ | ✓ | ✓ |
| | | C4.1a | ✓ | ✓ | ✓ | ✓ |
| | | C4.1b | ✓ | ✓ | ✓ | ✓ |
| | | C4.1c | ✓ | ✓ | ✓ | ✓ |
| | | C4.2 | ✓ | X | ✓ | ✓ |
| | | C4.2a | ✓ | ✓ | ✓ | X |
| | | C4.2b | ✓ | ✓ | ✓ | X |
| | | C4.2c | ✓ | ✓ | ✓ | ✓ |
| | | C-OG4.2d | ✓ | X | ✓ | X |
| | Emissions reductions initiatives and low carbon products | C4.3 | ✓ | ✓ | ✓ | X |
| | | C4.3a | ✓ | ✓ | ✓ | ✓ |
| | | C4.3b | ✓ | ✓ | ✓ | X |
| | | C4.3c | ✓ | X | X | X |
| | | C4.3d | ✓ | X | ✓ | ✓ |
| | | C4.5 | ✓ | X | ✓ | X |
| | | C4.5a | ✓ | ✓ | ✓ | X |
| | | C-OG4.6 | ✓ | X | ✓ | X |
| Targets | C-OG4.7 | ✓ | ✓ | ✓ | X | |
| | C-OG4.7a | ✓ | X | ✓ | X | |
| | C-OG4.7b | ✓ | X | ✓ | X | |
| | C-OG4.8 | ✓ | X | ✓ | X | |

| Module | Scoring Category | Question Number | D | A | M | L |
|-----------------------|--|-----------------|---|---|---|---|
| Emissions Methodology | Scope 1 & 2 emissions (incl. verification) | C5.1 | ✓ | X | X | X |
| | | C5.1a | ✓ | X | X | X |
| | | C5.1b | ✓ | X | X | X |
| | | C5.1c | ✓ | ✓ | ✓ | X |
| | | C5.2 | ✓ | ✓ | X | X |
| | | C5.3 | ✓ | X | X | X |
| | | C6.1 | ✓ | ✓ | X | X |
| | | C6.2 | ✓ | ✓ | X | X |
| | | C6.3 | ✓ | ✓ | X | X |
| | | C6.4 | ✓ | X | X | X |
| Emissions Data | Scope 3 emissions (incl. verification) | C6.4a | ✓ | ✓ | ✓ | X |
| | | C6.5 | ✓ | ✓ | ✓ | ✓ |
| | | C6.5a | X | X | X | X |
| | | C6.7 | ✓ | X | X | X |
| | | C6.7a | ✓ | ✓ | X | X |
| | Scope 1 & 2 emissions (incl. verification) | C6.10 | ✓ | ✓ | ✓ | X |
| | | C-OG6.12 | ✓ | ✓ | ✓ | X |
| | | C-OG6.13 | ✓ | ✓ | X | X |

| Module | Scoring Category | Question Number | D | A | M | L |
|----------------------|--|-----------------|---|---|---|---|
| Emissions Break down | Scope 1 & 2 emissions (incl. verification) | C7.1 | ✓ | ✓ | X | X |
| | | C7.1a | ✓ | ✓ | X | X |
| | | C-OG7.1b | ✓ | ✓ | X | X |
| | | C7.2 | ✓ | ✓ | X | X |
| | | C7.3 | ✓ | X | X | X |
| | | C7.3a | ✓ | ✓ | X | X |
| | | C7.3b | ✓ | ✓ | X | X |
| | | C7.3c | ✓ | ✓ | X | X |
| | | C-OG7.4 | ✓ | X | X | X |
| | | C7.5 | ✓ | ✓ | X | X |
| | | C7.6 | ✓ | X | X | X |
| | | C7.6a | ✓ | ✓ | X | X |
| | | C7.6b | ✓ | ✓ | X | X |
| | | C7.6c | ✓ | ✓ | X | X |
| | | C7.7 | ✓ | X | X | X |
| | | C7.7a | ✓ | X | X | X |
| | | C-OG7.7 | ✓ | X | X | X |
| C7.9 | ✓ | ✓ | X | X | | |
| C7.9a | ✓ | ✓ | ✓ | X | | |
| C7.9b | ✓ | ✓ | X | X | | |
| Energy | Energy | C8.1 | ✓ | ✓ | X | X |
| | | C8.2 | ✓ | X | X | X |
| | | C8.2a | ✓ | ✓ | ✓ | ✓ |
| | | C8.2b | ✓ | X | X | X |
| | | C8.2c | ✓ | ✓ | ✓ | ✓ |
| | | C8.2d | ✓ | ✓ | ✓ | ✓ |
| | | C8.2e | ✓ | ✓ | ✓ | ✓ |
| | | C8.2g | ✓ | ✓ | X | X |
| | | C8.2h | ✓ | ✓ | ✓ | ✓ |
| | | C8.2i | ✓ | ✓ | X | X |
| | | C8.2j | X | X | X | X |
| | | C8.2k | X | X | X | X |
| | | C8.2l | X | X | X | X |
| C8.2m | X | X | X | X | | |

| Module | Scoring Category | Question Number | D | A | M | L |
|---|---|---|-------|---|---|---|
| Additional metrics | Additional climate related metrics (incl. verification) | C9.1 | X | X | X | X |
| | | C-OG9.2a | ✓ | ✓ | X | X |
| | | C-OG9.2b | ✓ | ✓ | X | X |
| | | C-OG9.2c | ✓ | X | X | X |
| | | C-OG9.2d | ✓ | X | X | X |
| | | C-OG9.2e | ✓ | ✓ | X | X |
| | | C-OG9.3a | ✓ | X | X | X |
| | | C-OG9.3b | ✓ | X | X | X |
| | | C-OG9.3c | ✓ | ✓ | X | X |
| | | C-OG9.3d | ✓ | ✓ | X | X |
| | C-OG9.3e | ✓ | ✓ | X | X | |
| | Emissions reduction initiatives and low carbon products | C-OG9.5a | ✓ | ✓ | X | X |
| | | C-OG9.6 | ✓ | X | ✓ | X |
| | | C-OG9.6a | ✓ | ✓ | ✓ | ✓ |
| | | C-OG9.7 | ✓ | X | X | X |
| | | C-OG9.8 | ✓ | X | X | X |
| | | C-OG9.8a | ✓ | ✓ | X | X |
| C-OG9.8b | | ✓ | ✓ | ✓ | X | |
| C-OG9.8c | ✓ | X | X | X | | |
| Verification | Scope 1 & 2 emissions (incl. verification) | C10.1 | ✓ | ✓ | ✓ | ✓ |
| | | C10.1a | ✓ | X | ✓ | ✓ |
| | | C10.1b | ✓ | X | ✓ | ✓ |
| | Scope 3 emissions (incl. verification) | C10.1c | ✓ | X | ✓ | ✓ |
| | | Additional climate-related metrics (incl. verification) | C10.2 | ✓ | ✓ | ✓ |
| | C10.2a | | ✓ | ✓ | ✓ | X |
| Carbon pricing | Carbon pricing | C11.1 | ✓ | X | X | X |
| | | C11.1a | ✓ | X | X | X |
| | | C11.1b | ✓ | ✓ | X | X |
| | | C11.1c | ✓ | ✓ | X | X |
| | | C11.1d | ✓ | ✓ | ✓ | X |
| | | C11.2 | ✓ | X | X | X |
| | | C11.2a | ✓ | ✓ | X | X |
| | | C11.3 | ✓ | ✓ | ✓ | X |
| C11.3a | ✓ | ✓ | ✓ | X | | |
| Engagement | Value chain engagement | C12.1 | ✓ | ✓ | ✓ | X |
| | | C12.1a | ✓ | ✓ | ✓ | ✓ |
| | | C12.1b | ✓ | ✓ | ✓ | ✓ |
| | | C12.1d | ✓ | X | X | X |
| | | C12.1e | ✓ | X | ✓ | ✓ |
| | | C12.2 | ✓ | ✓ | ✓ | X |
| | | C12.2a | ✓ | ✓ | ✓ | ✓ |
| | Public policy engagement and industry collaboration | C12.3 | ✓ | ✓ | ✓ | X |
| | | C12.3a | ✓ | ✓ | ✓ | ✓ |
| | | C12.3b | ✓ | ✓ | ✓ | ✓ |
| | | C12.3c | ✓ | ✓ | ✓ | ✓ |
| Communications | C12.4 | ✓ | X | ✓ | ✓ | |
| Public policy engagement and industry collaboration | C12.5 | ✓ | ✓ | ✓ | X | |
| Biodiversity | Biodiversity | C15.1 | X | X | X | X |
| | | C15.2 | X | X | X | X |
| | | C15.3 | X | X | X | X |
| | | C15.4 | X | X | X | X |
| | | C15.4a | X | X | X | X |
| | | C15.5 | X | X | X | X |
| | | C15.6 | X | X | X | X |
| C15.7 | X | X | X | X | | |
| Sign Off | Sign Off | C16.1 | ✓ | X | ✓ | ✓ |

| Category mapping key | |
|----------------------|-----------------------------------|
| ✓ | Question scored at this level |
| X | Question not scored at this level |
| Bold text | Sector specific questions |

CLIMATE CHANGE 2023: FINANCIAL SERVICES SCORING METHODOLOGY CATEGORY WEIGHTINGS

This 'summary sheet' outlines the 2023 Climate Change scoring categories and the weightings that will be applied to these categories for companies responding to CDP's 2023 Financial Services Climate Change questionnaire. If your company is responding to a different sector specific or the general questionnaire, please refer to the summary sheet for that questionnaire. It is recommended that the 2023 scoring introduction document is read in advance of reading the weighting 'summary sheets'.

Scoring categories & weightings: an overview

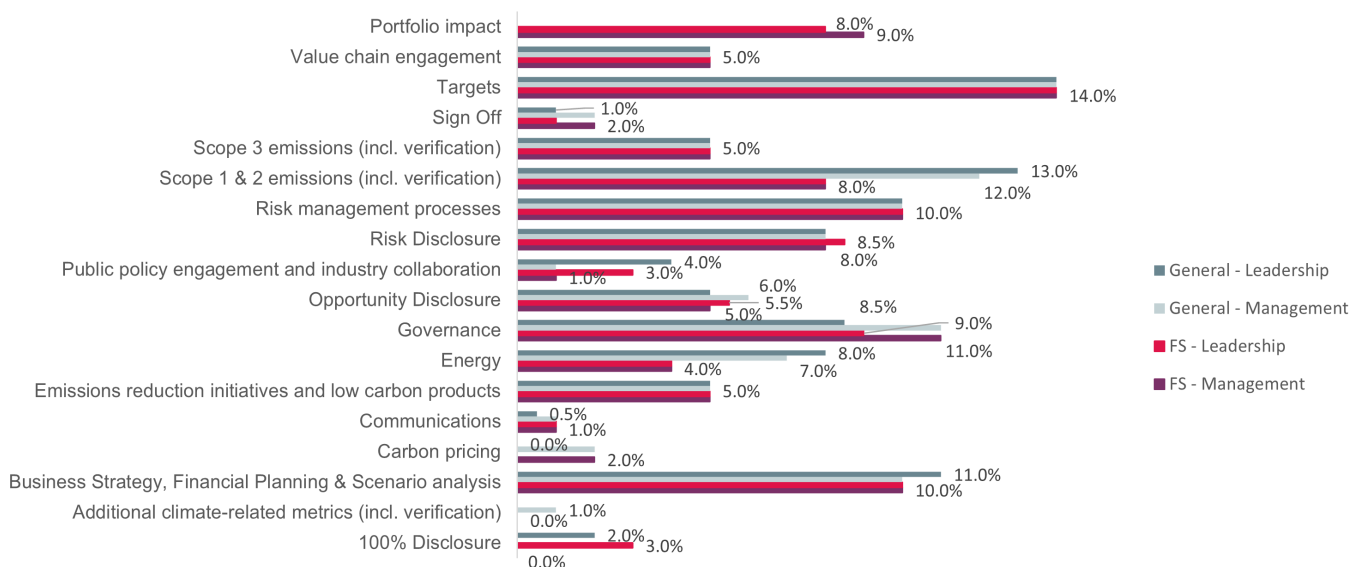
Scoring categories are groupings of questions by topic. They are sub-groups of the 2023 questionnaire modules and are consistent across all sectors. Weightings are applied to scoring categories at the Management and Leadership levels only. Weightings reflect the relative importance of each category in an organization's progression towards environmental stewardship, within the boundaries of the CDP questionnaire and available scoring criteria. As such, the weighting applied to each category varies across sectors to highlight the areas most important to environmental stewardship in specific sectors.

Financial Services: 2023 Scoring categories

Activities in the financial services sector include bank lending, investing (asset management and/or asset ownership), and insurance underwriting. The recommendations of the Task Force on Climate-related Financial Disclosures (TCFD) highlight the important role of the financial sector as preparers of climate-related financial disclosures. Disclosure by this sector will enable investors, central banks, regulators/supervisors and other relevant stakeholders to better understand the concentrations of carbon-related assets in the financial sector as well as the financial system's exposures to climate-related risks.

In 2023 we have a new question which asks about collaborative industry initiatives related to environmental issues. This has led to the renaming of an existing scoring category to Public policy engagement and industry collaboration.

Scoring categories and weightings: Financial Services Climate Change Methodology



The bar chart above shows the % weighting applied to each of the scoring categories at Management and Leadership levels for the general climate change 2023 scoring methodology

Financial Services scoring categories: Mapped to modules and questions

| Module | Scoring Category | Question Number | D | A | M | L |
|-------------------------|---|-----------------|------------|------|---|---|
| Introduction | 100% Disclosure points | C0.1 | x | x | x | ✓ |
| | Not scored | C0.2 | x | x | x | x |
| | | C0.3 | x | x | x | x |
| | | C0.4 | x | x | x | x |
| | | C0.5 | x | x | x | x |
| | | C-FS0.7 | x | x | x | x |
| | | C0.8 | x | x | x | x |
| | | Governance | Governance | C1.1 | ✓ | ✓ |
| C1.1a | ✓ | | | ✓ | ✓ | x |
| C1.1b | ✓ | | | ✓ | ✓ | ✓ |
| C1.1c | ✓ | | | ✓ | ✓ | ✓ |
| C1.1d | ✓ | | | ✓ | ✓ | x |
| C1.2 | ✓ | | | ✓ | ✓ | ✓ |
| C1.3 | ✓ | | | ✓ | ✓ | x |
| C1.3a | ✓ | | | ✓ | ✓ | ✓ |
| C-FS1.4 | ✓ | | | ✓ | ✓ | x |
| Risks and opportunities | Risk management processes | | | C2.1 | ✓ | ✓ |
| | | C2.1a | ✓ | ✓ | x | x |
| | | C2.1b | ✓ | x | ✓ | x |
| | | C2.2 | ✓ | ✓ | ✓ | x |
| | | C2.2a | ✓ | ✓ | ✓ | ✓ |
| | | C-FS2.2b | ✓ | ✓ | ✓ | ✓ |
| | | C-FS2.2c | ✓ | ✓ | ✓ | ✓ |
| | | C-FS2.2d | ✓ | ✓ | ✓ | ✓ |
| | | C-FS2.2e | ✓ | ✓ | ✓ | ✓ |
| | | C2.2g | ✓ | ✓ | ✓ | ✓ |
| | Risk Disclosure | C2.3 | ✓ | x | ✓ | x |
| | | C2.3a | ✓ | ✓ | ✓ | ✓ |
| | | C2.3b | ✓ | ✓ | ✓ | ✓ |
| | Opportunity Disclosure | C2.4 | ✓ | x | ✓ | x |
| | | C2.4a | ✓ | ✓ | ✓ | ✓ |
| C2.4b | | ✓ | ✓ | ✓ | ✓ | |
| Business Strategy | Business Strategy, Financial Planning & Scenario Analysis | C3.1 | ✓ | ✓ | ✓ | ✓ |
| | | C3.2 | ✓ | ✓ | ✓ | ✓ |
| | | C3.2a | ✓ | ✓ | ✓ | ✓ |
| | | C3.2b | ✓ | ✓ | ✓ | x |
| | | C3.3 | ✓ | ✓ | ✓ | ✓ |
| | | C3.4 | ✓ | ✓ | x | x |
| | | C3.5 | ✓ | x | ✓ | x |
| | | C3.5a | ✓ | x | x | x |
| | | C3.5b | x | x | x | x |
| | | C3.5c | x | x | x | x |
| | | C-FS3.6 | ✓ | ✓ | ✓ | ✓ |
| | | C-FS3.6a | ✓ | ✓ | ✓ | ✓ |
| | | C-FS3.6b | ✓ | ✓ | ✓ | x |
| | | C-FS3.6c | ✓ | x | x | x |
| | | C-FS3.7 | ✓ | ✓ | ✓ | x |
| | | C-FS3.7a | ✓ | ✓ | ✓ | x |
| | | C-FS3.8 | ✓ | ✓ | ✓ | x |
| | | C-FS3.8a | ✓ | ✓ | x | ✓ |

| Module | Scoring Category | Question Number | D | A | M | L |
|--|--|--|--------|------|---|---|
| Targets and Performance | Targets | C4.1 | ✓ | ✓ | ✓ | ✓ |
| | | C4.1a | ✓ | ✓ | ✓ | ✓ |
| | | C4.1b | ✓ | ✓ | ✓ | ✓ |
| | | C4.1c | ✓ | ✓ | ✓ | ✓ |
| | | C-FS4.1d | ✓ | ✓ | ✓ | ✓ |
| | | C4.2 | ✓ | x | ✓ | x |
| | | C4.2a | ✓ | ✓ | ✓ | x |
| | | C4.2b | ✓ | ✓ | ✓ | x |
| | | C4.2c | ✓ | ✓ | x | x |
| | | Emissions reductions Initiatives and low carbon products | C4.3 | ✓ | ✓ | ✓ |
| | C4.3a | | ✓ | ✓ | ✓ | ✓ |
| | C4.3b | | ✓ | ✓ | ✓ | x |
| | C4.3c | | ✓ | x | x | x |
| | C4.3d | | ✓ | x | ✓ | ✓ |
| | C-FS4.5 | | ✓ | x | ✓ | x |
| | C-FS4.5a | | ✓ | ✓ | ✓ | x |
| | Emission Methodology | | C5.1 | ✓ | x | x |
| | | C5.1a | ✓ | x | x | x |
| C5.1b | | ✓ | x | x | x | |
| C5.1c | | ✓ | ✓ | ✓ | x | |
| C5.2 | | ✓ | ✓ | x | x | |
| C5.3 | | ✓ | x | x | x | |
| Emissions data | | C6.1 | ✓ | ✓ | x | x |
| | | C6.2 | ✓ | ✓ | x | x |
| | | C6.3 | ✓ | ✓ | x | x |
| | | C6.4 | ✓ | x | x | x |
| | C6.4a | ✓ | ✓ | ✓ | x | |
| | C6.5 | ✓ | ✓ | ✓ | x | |
| Scope 3 emissions (incl. verification) | C6.5a | x | x | x | x | |
| | Scope 1 & 2 emissions (incl. verification) | C6.10 | ✓ | ✓ | ✓ | x |
| Emissions Break down | Scope 1 & 2 emissions (incl. verification) | C7.7 | ✓ | x | x | x |
| | | C7.7a | ✓ | x | x | x |
| | | C7.9 | ✓ | ✓ | x | x |
| | | C7.9a | ✓ | ✓ | ✓ | x |
| | | C7.9b | ✓ | ✓ | x | x |
| | | Energy | Energy | C8.1 | ✓ | ✓ |
| C8.2 | ✓ | | | x | x | x |
| C8.2a | ✓ | | | ✓ | ✓ | ✓ |
| C8.2g | ✓ | | | ✓ | x | x |
| C8.2h | ✓ | | | ✓ | ✓ | ✓ |
| C8.2i | ✓ | | | ✓ | x | x |
| C8.2j | x | | | x | x | x |
| C8.2k | x | | | x | x | x |
| C8.2l | x | | | x | x | x |
| C8.2m | x | | | x | x | x |

| Module | Scoring Category | Question Number | D | A | M | L | |
|--------------------|---|---|--------|---|---|---|---|
| Additional metrics | Additional climate-related metrics (incl. verification) | C9.1 | X | X | X | X | |
| Verification | Scope 1 & 2 emissions (incl. verification) | C10.1 | ✓ | ✓ | ✓ | ✓ | |
| | | C10.1a | ✓ | X | ✓ | ✓ | |
| | | C10.1b | ✓ | X | ✓ | ✓ | |
| | Scope 3 emissions (incl. verification) | C10.1c | ✓ | X | ✓ | ✓ | |
| | | C10.2 | ✓ | ✓ | ✓ | X | |
| | Additional climate-related metrics (incl. verification) | C10.2a | ✓ | ✓ | ✓ | X | |
| Carbon pricing | Carbon pricing | C11.2 | ✓ | X | X | X | |
| | | C11.2a | ✓ | ✓ | X | X | |
| | | C11.3 | ✓ | ✓ | ✓ | X | |
| | | C11.3a | ✓ | ✓ | ✓ | X | |
| Engagement | Value chain engagement | C12.1 | ✓ | ✓ | ✓ | X | |
| | | C12.1a | ✓ | ✓ | ✓ | ✓ | |
| | | C-FS12.1b | ✓ | ✓ | ✓ | ✓ | |
| | | C-FS12.1c | ✓ | ✓ | ✓ | ✓ | |
| | | C12.1d | ✓ | X | X | X | |
| | | C12.1e | ✓ | X | ✓ | ✓ | |
| | | C-FS12.2 | ✓ | ✓ | ✓ | X | |
| | | C-FS12.2a | ✓ | ✓ | ✓ | X | |
| | Public policy engagement and industry collaboration | Public policy engagement and industry collaboration | C12.3 | ✓ | ✓ | ✓ | X |
| | | | C12.3a | ✓ | ✓ | ✓ | ✓ |
| | | | C12.3b | ✓ | ✓ | ✓ | ✓ |
| | | | C12.3c | ✓ | ✓ | ✓ | ✓ |
| | Communications | C12.4 | ✓ | X | ✓ | ✓ | |
| | Public policy engagement and industry collaboration | C12.5 | ✓ | ✓ | ✓ | X | |
| Portfolio impact | Portfolio impact | C-FS14.0 | ✓ | ✓ | ✓ | ✓ | |
| | | C-FS14.1 | ✓ | ✓ | ✓ | ✓ | |
| | | C-FS14.1a | ✓ | ✓ | ✓ | X | |
| | | C-FS14.1b | ✓ | ✓ | ✓ | X | |
| | | C-FS14.1c | X | X | X | X | |
| | | C-FS14.2 | ✓ | ✓ | ✓ | X | |
| | | C-FS14.2a | ✓ | ✓ | X | X | |
| | | C-FS14.2b | ✓ | ✓ | X | X | |
| | | C-FS14.2c | ✓ | ✓ | X | X | |
| | | C-FS14.2d | ✓ | ✓ | X | X | |
| | | C-FS14.3 | ✓ | ✓ | ✓ | ✓ | |
| Biodiversity | Biodiversity | C15.1 | X | X | X | X | |
| | | C15.2 | X | X | X | X | |
| | | C15.3 | X | X | X | X | |
| | | C15.4 | X | X | X | X | |
| | | C15.4a | X | X | X | X | |
| | | C15.5 | X | X | X | X | |
| | | C15.6 | X | X | X | X | |
| | | C15.7 | X | X | X | X | |
| Sign off | Sign off | C16.1 | ✓ | X | ✓ | ✓ | |

| Category mapping key | |
|----------------------|-----------------------------------|
| ✓ | Question scored at this level |
| X | Question not scored at this level |
| Bold text | Sector specific questions |

CLIMATE CHANGE 2023: FINANCIAL SERVICES - FORESTS & WATER MODULE SCORING METHODOLOGY CATEGORY WEIGHTINGS

This 'summary sheet' outlines the 2023 scoring categories and the weightings that will be applied to these categories for companies responding to CDP's 2023 Financial Services - Forests & Water module. This module forms part of the Climate Change Financial Services questionnaire. If your company is responding to a different sector specific or the general questionnaire, please refer to the summary sheet for that questionnaire. It is recommended that the 2023 scoring introduction document is read in advance of reading the weighting 'summary sheets'.

Scoring categories & weightings: an overview

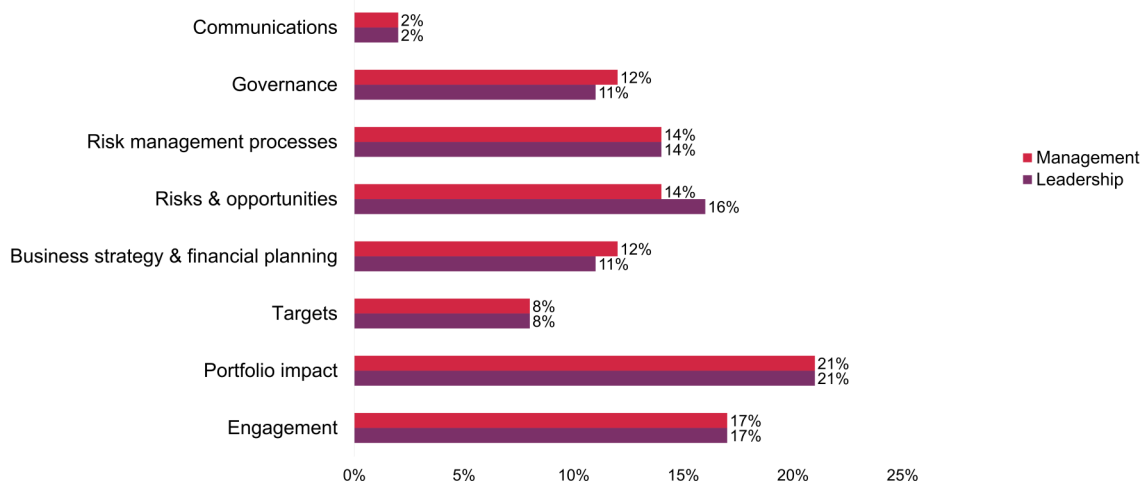
Scoring categories are groupings of questions by topic. They are sub-groups of the 2023 questionnaire modules and are consistent across all sectors. Weightings are applied to scoring categories at the Management and Leadership levels only. Weightings reflect the relative importance of each category in an organization's progression towards environmental stewardship, within the boundaries of the CDP questionnaire and available scoring criteria. As such, the weighting applied to each category varies across sectors to highlight the areas most important to environmental stewardship in specific sectors.

Financial Services: 2023 Scoring categories

Financial institutions' impact on nature, and their exposure to nature-related risks, comes almost entirely from the activities they finance and/or insure in the wider economy. They are therefore requested to report information related to forests and water security only if they lend to, invest in or insure sectors of the economy with a critical impact or dependency on nature. Activities in the financial services sector include bank lending, investing (asset management and/or asset ownership), and insurance underwriting. While companies can report on forests- and water-related information in the same questions, only the forests-related information will be scored in 2023. This information will be assessed separately to the climate change responses and will result in a private forests score shared only with the disclosing company.

To be in line with a 1.5 degree Celsius pathway, global deforestation needs to end by 2030 and substantial restoration needs to take place. Scored categories on 'Targets' and 'Communications' have been introduced in 2023. The weightings of all other categories have been adjusted accordingly, and reflect the focus on implementation-based areas of action on the part of financial institutions (such as Portfolio impact and Engagement).

Scoring categories and weightings: Financial Services - Forests & Water Module Methodology



The bar chart above shows the % weighting applied to each of the scoring categories at Management and Leadership levels for the financial services - forests & water module 2023 scoring methodology. Please note that only forests-related information is scored using these categories and weightings.

Financial Services - Forests & Water module scoring categories: Mapped to modules and questions

Please note that only forests-related information is scored using these categories and weightings.

| Module | Scoring Category | Question Number | D | A | M | L |
|-------------------------------|--|-----------------|---|---|---|---|
| FW-FS Governance | Governance | FW-FS1.1 | ✓ | ✓ | ✓ | X |
| | | FW-FS1.1a | ✓ | ✓ | ✓ | X |
| | | FW-FS1.1b | ✓ | ✓ | ✓ | ✓ |
| | | FW-FS1.1c | ✓ | ✓ | ✓ | X |
| | | FW-FS1.2 | ✓ | ✓ | ✓ | ✓ |
| FW-FS Risks and opportunities | Risk management processes | FW-FS2.1 | ✓ | ✓ | ✓ | X |
| | | FW-FS2.1a | ✓ | ✓ | ✓ | ✓ |
| | | FW-FS2.2 | ✓ | ✓ | ✓ | ✓ |
| | | FW-FS2.2a | ✓ | ✓ | ✓ | ✓ |
| | Risks & opportunities | FW-FS2.3 | ✓ | ✓ | ✓ | X |
| | | FW-FS2.3a | ✓ | ✓ | ✓ | ✓ |
| | | FW-FS2.4 | ✓ | ✓ | ✓ | X |
| FW-FS2.4a | ✓ | ✓ | ✓ | ✓ | | |
| FW-FS Business strategy | Business strategy & financial planning | FW-FS3.1 | ✓ | ✓ | ✓ | ✓ |
| | | FW-FS3.2 | ✓ | ✓ | ✓ | X |
| | Targets | FW-FS3.3 | ✓ | ✓ | ✓ | X |
| | | FW-FS3.3a | ✓ | ✓ | ✓ | ✓ |
| | Business strategy & financial planning | FW-FS3.4 | ✓ | ✓ | ✓ | X |
| | | FW-FS3.4a | ✓ | ✓ | ✓ | X |
| | Portfolio impact | FW-FS3.5 | ✓ | ✓ | ✓ | X |
| | | FW-FS3.5a | ✓ | ✓ | ✓ | ✓ |
| FW-FS3.6 | | ✓ | ✓ | ✓ | ✓ | |
| FW-FS Engagement | Engagement | FW-FS4.1 | ✓ | ✓ | ✓ | X |
| | | FW-FS4.1a | ✓ | ✓ | ✓ | ✓ |
| | | FW-FS4.1b | ✓ | ✓ | ✓ | ✓ |
| | | FW-FS4.2 | ✓ | ✓ | ✓ | X |
| | | FW-FS4.3 | ✓ | ✓ | X | X |
| | | FW-FS4.3a | ✓ | ✓ | ✓ | ✓ |
| | | FW-FS4.4 | ✓ | ✓ | X | X |
| | | FW-FS4.4a | ✓ | ✓ | ✓ | ✓ |
| FW-FS Portfolio impact | Portfolio impact | FW-FS5.1 | ✓ | ✓ | ✓ | X |
| | | FW-FS5.2 | ✓ | X | ✓ | X |
| | | FW-FS5.2a | ✓ | ✓ | ✓ | X |
| | | FW-FS5.3 | ✓ | ✓ | ✓ | ✓ |
| FW-FS Communication | Communications | FW-FS6.1 | ✓ | X | ✓ | ✓ |

| Category mapping key | |
|----------------------|-----------------------------------|
| ✓ | Question scored at this level |
| X | Question not scored at this level |

CLIMATE CHANGE 2023: CEMENT SCORING METHODOLOGY CATEGORY WEIGHTINGS

This 'summary sheet' outlines the 2023 Climate Change scoring categories and the weightings that will be applied to these categories for companies responding to CDP's 2023 Cement Climate Change questionnaire. If your company is responding to a different sector specific or the general questionnaire, please refer to the summary sheet for that questionnaire. It is recommended that the 2023 scoring introduction document is read in advance of reading the weighting 'summary sheets'.

Scoring categories & weightings: an overview

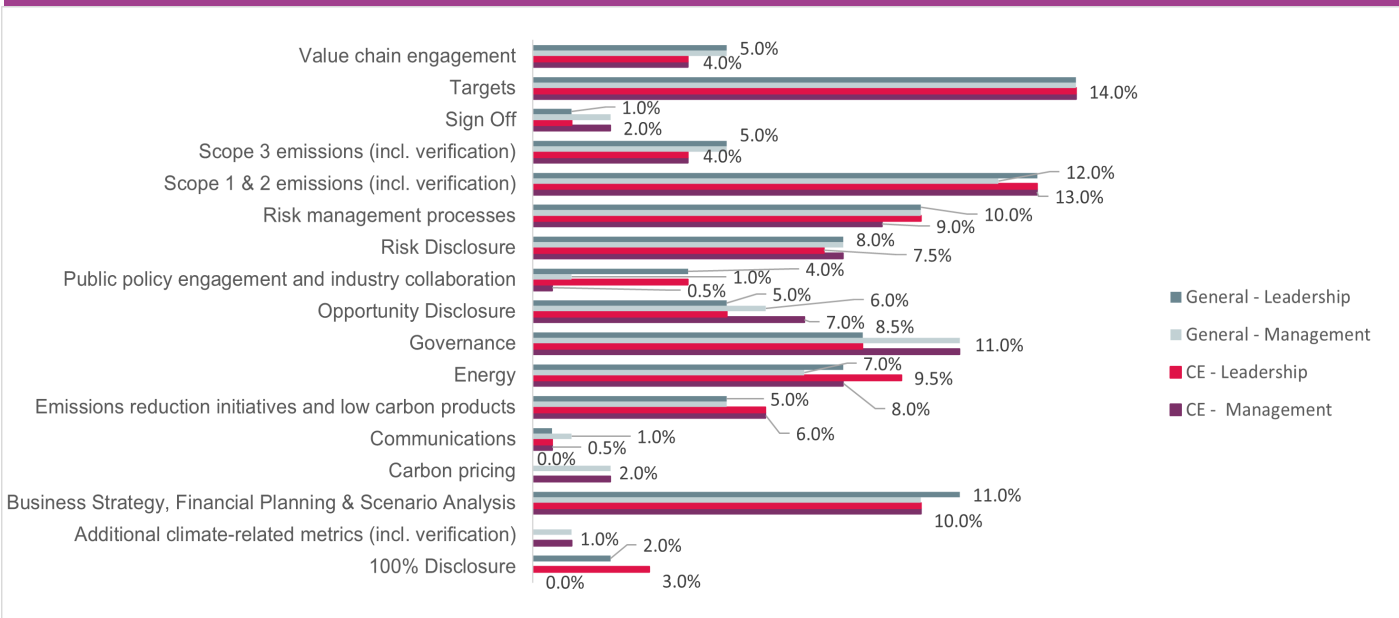
Scoring categories are groupings of questions by topic. They are sub-groups of the 2023 questionnaire modules and are consistent across all sectors. Weightings are applied to scoring categories at the Management and Leadership levels only. Weightings reflect the relative importance of each category in an organization's progression towards environmental stewardship, within the boundaries of the CDP questionnaire and available scoring criteria. As such, the weighting applied to each category varies across sectors to highlight the areas most important to environmental stewardship in specific sectors.

Cement: 2023 Scoring categories

Cement production is an energy intensive process. Most of the GHG emissions for cement production originate in the combustion of fossil fuels for the required heating of key ingredients. In addition, significant CO2 emissions are released as process emissions during production. As such, energy consumption and generation breakdowns, emission accounting, emissions performance and verification are particularly important for organizations operating in this sector. Emissions reduction initiatives and low carbon products such as increasing energy efficiency, fuel switching, reducing clinker content, and moving to more efficient dry process kilns with pre-calciner and pre-heating technologies are key ways the cement industry can reduce its emissions. Climate change should be integrated into the business strategy of cement companies. Environmental stewards in this sector will use scenario analysis to inform their business strategy.

In 2023 we have a new question which asks about collaborative industry initiatives related to environmental issues. This has led to the renaming of an existing scoring category to Public policy engagement and industry collaboration.

Scoring categories and weightings: Cement Climate Change Methodology



The bar chart above shows the % weighting applied to each of the scoring categories at Management and Leadership levels for the general climate change 2023 scoring methodology

Cement scoring categories: Mapped to modules and questions

| Module | Scoring Category | Question Number | D | A | M | L |
|-------------------------|---|-----------------|---|---|---|---|
| Introduction | 100% Disclosure points | C0.1 | X | X | X | ✓ |
| | | C0.2 | X | X | X | X |
| | Not scored | C0.3 | X | X | X | X |
| | | C0.4 | X | X | X | X |
| | | C0.5 | X | X | X | X |
| | | C-CE0.7 | X | X | X | X |
| | | C0.8 | X | X | X | X |
| Governance | Governance | C1.1 | ✓ | ✓ | X | X |
| | | C1.1a | ✓ | ✓ | ✓ | X |
| | | C1.1b | ✓ | ✓ | ✓ | X |
| | | C1.1c | ✓ | ✓ | ✓ | ✓ |
| | | C1.1d | ✓ | ✓ | ✓ | X |
| | | C1.2 | ✓ | ✓ | ✓ | ✓ |
| | | C1.3 | ✓ | ✓ | ✓ | X |
| | | C1.3a | ✓ | ✓ | ✓ | ✓ |
| Risks and opportunities | Risk management processes | C2.1 | ✓ | ✓ | X | X |
| | | C2.1a | ✓ | ✓ | X | X |
| | | C2.1b | ✓ | X | ✓ | X |
| | | C2.2 | ✓ | ✓ | ✓ | ✓ |
| | | C2.2a | ✓ | ✓ | ✓ | ✓ |
| | | C2.2g | ✓ | ✓ | ✓ | ✓ |
| | Risk Disclosure | C2.3 | ✓ | X | ✓ | X |
| | | C2.3a | ✓ | ✓ | ✓ | ✓ |
| | | C2.3b | ✓ | ✓ | ✓ | ✓ |
| | Opportunity Disclosure | C2.4 | ✓ | X | ✓ | X |
| C2.4a | | ✓ | ✓ | ✓ | ✓ | |
| C2.4b | | ✓ | ✓ | ✓ | ✓ | |
| Business Strategy | Business Strategy, Financial Planning & Scenario Analysis | C3.1 | ✓ | ✓ | ✓ | ✓ |
| | | C3.2 | ✓ | ✓ | ✓ | ✓ |
| | | C3.2a | ✓ | ✓ | ✓ | ✓ |
| | | C3.2b | ✓ | ✓ | ✓ | X |
| | | C3.3 | ✓ | ✓ | ✓ | ✓ |
| | | C3.4 | ✓ | ✓ | X | X |
| | | C3.5 | ✓ | X | ✓ | X |
| | | C3.5a | ✓ | X | X | X |
| | | C3.5b | X | X | X | X |
| C3.5c | X | X | X | X | | |
| Targets and Performance | Targets | C4.1 | ✓ | ✓ | ✓ | ✓ |
| | | C4.1a | ✓ | ✓ | ✓ | ✓ |
| | | C4.1b | ✓ | ✓ | ✓ | ✓ |
| | | C4.1c | ✓ | ✓ | ✓ | ✓ |
| | | C4.2 | ✓ | X | ✓ | ✓ |
| | | C4.2a | ✓ | ✓ | ✓ | X |
| | | C4.2b | ✓ | ✓ | ✓ | X |
| | | C4.2c | ✓ | ✓ | ✓ | ✓ |
| | | C4.3 | ✓ | ✓ | ✓ | X |
| | Emissions reductions Initiatives and low carbon products | C4.3a | ✓ | ✓ | ✓ | ✓ |
| | | C4.3b | ✓ | ✓ | ✓ | X |
| | | C4.3c | ✓ | X | X | X |
| | | C4.3d | ✓ | X | ✓ | ✓ |
| | | C4.5 | ✓ | X | ✓ | X |
| | | C4.5a | ✓ | ✓ | ✓ | X |
| C-CE4.9 | ✓ | X | X | X | | |

| Module | Scoring Category | Question Number | D | A | M | L |
|----------------------|--|-----------------|--------|------|---|---|
| Emission Methodology | Scope 1 & 2 emissions (incl. verification) | C5.1 | ✓ | X | X | X |
| | | C5.1a | ✓ | X | X | X |
| | | C5.1b | ✓ | X | X | X |
| | | C5.1c | ✓ | ✓ | ✓ | X |
| | | C5.2 | ✓ | ✓ | X | X |
| | | C5.3 | ✓ | X | X | X |
| | | C6.1 | ✓ | ✓ | X | X |
| | | C6.2 | ✓ | ✓ | X | X |
| | | C6.3 | ✓ | ✓ | X | X |
| | | C6.4 | ✓ | X | X | X |
| | | C6.4a | ✓ | ✓ | ✓ | X |
| Emissions data | Scope 3 emissions (incl. verification) | C6.5 | ✓ | ✓ | ✓ | ✓ |
| | | C6.5a | X | X | X | X |
| | Scope 1 & 2 emissions (incl. verification) | C6.7 | ✓ | X | X | X |
| | | C6.7a | ✓ | ✓ | X | X |
| | | C6.10 | ✓ | ✓ | ✓ | X |
| | | C-CE6.11 | ✓ | ✓ | X | ✓ |
| | | C7.1 | ✓ | ✓ | X | X |
| | | C7.1a | ✓ | ✓ | X | X |
| | | C7.2 | ✓ | ✓ | X | X |
| | | C7.3 | ✓ | X | X | X |
| | | C7.3a | ✓ | ✓ | X | X |
| C7.3b | ✓ | ✓ | X | X | | |
| C7.3c | ✓ | ✓ | X | X | | |
| C-CE7.4 | ✓ | X | X | X | | |
| C7.5 | ✓ | ✓ | X | X | | |
| Emissions Break down | Scope 1 & 2 emissions (incl. verification) | C7.6 | ✓ | X | X | X |
| | | C7.6a | ✓ | ✓ | X | X |
| | | C7.6b | ✓ | ✓ | X | X |
| | | C7.6c | ✓ | ✓ | X | X |
| | | C7.7 | ✓ | X | X | X |
| | | C7.7a | ✓ | X | X | X |
| | | C-CE7.7 | ✓ | X | X | X |
| | | C7.9 | ✓ | ✓ | X | X |
| | | C7.9a | ✓ | ✓ | ✓ | X |
| | | C7.9b | ✓ | ✓ | X | X |
| | | Energy | Energy | C8.1 | ✓ | ✓ |
| C8.2 | ✓ | | | X | X | X |
| C8.2a | ✓ | | | ✓ | ✓ | ✓ |
| C-CE8.2a | ✓ | | | ✓ | X | X |
| C8.2b | ✓ | | | X | X | X |
| C8.2c | ✓ | | | ✓ | ✓ | ✓ |
| C-CE8.2c | ✓ | | | ✓ | ✓ | ✓ |
| C8.2d | ✓ | | | ✓ | ✓ | ✓ |
| C-CE8.2d | ✓ | | | ✓ | X | X |
| C8.2e | ✓ | | | ✓ | ✓ | ✓ |
| C8.2g | ✓ | | | ✓ | X | X |
| C8.2h | ✓ | | | ✓ | ✓ | ✓ |
| C8.2i | ✓ | | | ✓ | X | X |
| C8.2j | X | | | X | X | X |
| C8.2k | X | | | X | X | X |
| C8.2l | X | X | X | X | | |
| C8.2m | X | X | X | X | | |
| Additional metrics | Additional climate-related metrics (incl. verification) | C9.1 | X | X | X | X |
| | | C-CE9.6 | ✓ | X | ✓ | X |
| | Emissions reductions Initiatives and low carbon products | C-CE9.6a | ✓ | ✓ | ✓ | ✓ |

| Module | Scoring Category | Question Number | D | A | M | L |
|----------------|---|-----------------|---|---|---|---|
| Verification | Scope 1 & 2 emissions (incl. verification) | C10. 1 | ✓ | ✓ | ✓ | ✓ |
| | | C10. 1a | ✓ | x | ✓ | ✓ |
| | | C10. 1b | ✓ | x | ✓ | ✓ |
| | Scope 3 emissions (incl. verification) | C10. 1c | ✓ | x | ✓ | ✓ |
| | Additional climate-related metrics (incl. verification) | C10. 2 | ✓ | ✓ | ✓ | x |
| | | C10. 2a | ✓ | ✓ | ✓ | x |
| Carbon pricing | Carbon pricing | C11. 1 | ✓ | x | x | x |
| | | C11. 1a | ✓ | x | x | x |
| | | C11. 1b | ✓ | ✓ | x | x |
| | | C11. 1c | ✓ | ✓ | x | x |
| | | C11. 1d | ✓ | ✓ | ✓ | x |
| | | C11. 2 | ✓ | x | x | x |
| | | C11. 2a | ✓ | ✓ | x | x |
| | | C11. 3 | ✓ | ✓ | ✓ | x |
| Engagement | Value chain engagement | C12. 1 | ✓ | ✓ | ✓ | x |
| | | C12. 1a | ✓ | ✓ | ✓ | ✓ |
| | | C12. 1b | ✓ | ✓ | ✓ | ✓ |
| | | C12. 1d | ✓ | x | x | x |
| | | C12. 1e | ✓ | x | ✓ | ✓ |
| | | C12. 2 | ✓ | ✓ | ✓ | x |
| | Public policy engagement and industry collaboration | C12. 2a | ✓ | ✓ | ✓ | ✓ |
| | | C12. 3 | ✓ | ✓ | ✓ | x |
| | | C12. 3a | ✓ | ✓ | ✓ | ✓ |
| | | C12. 3b | ✓ | ✓ | ✓ | ✓ |
| | Public policy engagement and industry collaboration | C12. 3c | ✓ | ✓ | ✓ | ✓ |
| Communications | | C12. 4 | ✓ | x | ✓ | ✓ |
| Biodiversity | Biodiversity | C12. 5 | ✓ | ✓ | ✓ | x |
| | | C15. 1 | x | x | x | x |
| | | C15. 2 | x | x | x | x |
| | | C15. 3 | x | x | x | x |
| | | C15. 4 | x | x | x | x |
| | | C15. 4a | x | x | x | x |
| | | C15. 5 | x | x | x | x |
| | | C15. 6 | x | x | x | x |
| C15. 7 | x | x | x | x | | |
| Sign off | Sign off | C16. 1 | ✓ | x | ✓ | ✓ |

| Category mapping key | |
|----------------------|-----------------------------------|
| ✓ | Question scored at this level |
| x | Question not scored at this level |
| Bold text | Sector specific questions |

CLIMATE CHANGE 2023: CHEMICALS SCORING METHODOLOGY CATEGORY WEIGHTINGS

This 'summary sheet' outlines the 2023 Climate Change scoring categories and the weightings that will be applied to these categories for companies responding to CDP's 2023 Chemicals Climate Change questionnaire. If your company is responding to a different sector specific or the general questionnaire, please refer to the summary sheet for that questionnaire. It is recommended that the 2023 scoring introduction document is read in advance of reading the weighting 'summary sheets'.

Scoring categories & weightings: an overview

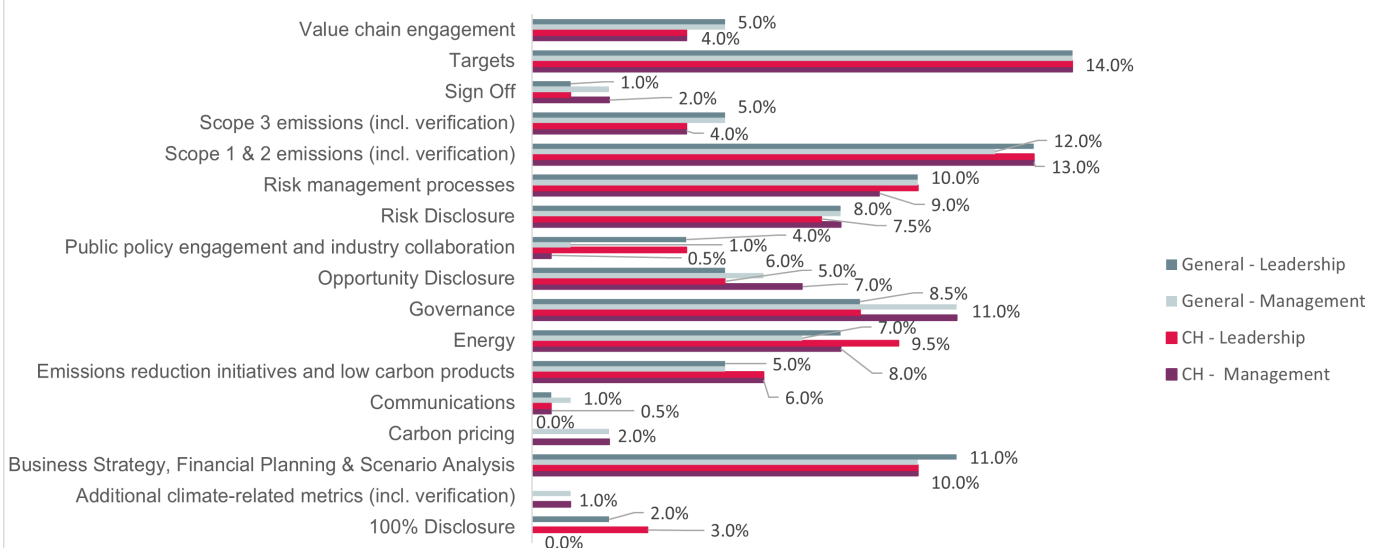
Scoring categories are groupings of questions by topic. They are sub-groups of the 2023 questionnaire modules and are consistent across all sectors. Weightings are applied to scoring categories at the Management and Leadership levels only. Weightings reflect the relative importance of each category in an organization's progression towards environmental stewardship, within the boundaries of the CDP questionnaire and available scoring criteria. As such, the weighting applied to each category varies across sectors to highlight the areas most important to environmental stewardship in specific sectors.

Chemicals: 2023 Scoring categories

The chemicals sector is diverse, creating an immense variety of products. Most of the emissions in the chemicals sector originate from either fossil fuel combustion in production processes or as process chemical emissions. Energy consumption and breakdowns, emissions accounting, emissions performance and verification are particularly important for organizations operating in this sector. Emissions reduction initiatives and low carbon products such as process redesign, increased heat production efficiency through cogeneration, and fuel-switching are key ways to cut emissions in this sector. Depending on feedstocks used, this sector may have significant upstream emissions, thus feedstock switching from fossil to bio-based fuels may greatly reduce emissions as well. Climate change and a low carbon transition plan should be integrated into the business strategy of chemical organizations. Environmental stewards in this sector will use scenario analysis to inform their business strategy.

In 2023 we have a new question which asks about collaborative industry initiatives related to environmental issues. This has led to the renaming of an existing scoring category to Public policy engagement and industry collaboration.

Scoring categories and weightings: Chemicals Climate Change Methodology



The bar chart above shows the % weighting applied to each of the scoring categories at Management and Leadership levels for the general climate change 2023 scoring methodology

Chemicals scoring categories: Mapped to modules and questions

| Module | Scoring Category | Question Number | D | A | M | L |
|-------------------------|---|-----------------|------------|------|---|---|
| Introduction | 100% Disclosure points | C0.1 | X | X | X | ✓ |
| | Not scored | C0.2 | X | X | X | X |
| | | C0.3 | X | X | X | X |
| | | C0.4 | X | X | X | X |
| | | C0.5 | X | X | X | X |
| | | C-CH0.7 | X | X | X | X |
| | | C0.8 | X | X | X | X |
| | | Governance | Governance | C1.1 | ✓ | ✓ |
| C1.1a | ✓ | | | ✓ | ✓ | X |
| C1.1b | ✓ | | | ✓ | ✓ | X |
| C1.1c | ✓ | | | ✓ | ✓ | ✓ |
| C1.1d | ✓ | | | ✓ | ✓ | X |
| C1.2 | ✓ | | | ✓ | ✓ | ✓ |
| C1.3 | ✓ | | | ✓ | ✓ | X |
| C1.3a | ✓ | | | ✓ | ✓ | ✓ |
| Risks and opportunities | Risk management processes | C2.1 | ✓ | ✓ | X | X |
| | | C2.1a | ✓ | ✓ | X | X |
| | | C2.1b | ✓ | X | ✓ | X |
| | | C2.2 | ✓ | ✓ | ✓ | ✓ |
| | | C2.2a | ✓ | ✓ | ✓ | ✓ |
| | | C2.2g | ✓ | ✓ | ✓ | ✓ |
| | Risk Disclosure | C2.3 | ✓ | X | ✓ | X |
| | | C2.3a | ✓ | ✓ | ✓ | ✓ |
| | | C2.3b | ✓ | ✓ | ✓ | ✓ |
| | Opportunity Disclosure | C2.4 | ✓ | X | ✓ | X |
| C2.4a | | ✓ | ✓ | ✓ | ✓ | |
| C2.4b | | ✓ | ✓ | ✓ | ✓ | |
| Business Strategy | Business Strategy, Financial Planning & Scenario Analysis | C3.1 | ✓ | ✓ | ✓ | ✓ |
| | | C3.2 | ✓ | ✓ | ✓ | ✓ |
| | | C3.2a | ✓ | ✓ | ✓ | ✓ |
| | | C3.2b | ✓ | ✓ | ✓ | X |
| | | C3.3 | ✓ | ✓ | ✓ | ✓ |
| | | C3.4 | ✓ | ✓ | X | X |
| | | C3.5 | ✓ | X | ✓ | X |
| | | C3.5a | ✓ | X | X | X |
| | | C3.5b | X | X | X | X |
| C3.5c | X | X | X | X | | |
| Targets and Performance | Targets | C4.1 | ✓ | ✓ | ✓ | ✓ |
| | | C4.1a | ✓ | ✓ | ✓ | ✓ |
| | | C4.1b | ✓ | ✓ | ✓ | ✓ |
| | | C4.1c | ✓ | ✓ | ✓ | ✓ |
| | | C4.2 | ✓ | X | ✓ | ✓ |
| | | C4.2a | ✓ | ✓ | ✓ | X |
| | | C4.2b | ✓ | ✓ | ✓ | X |
| | | C4.2c | ✓ | ✓ | ✓ | ✓ |
| | Emissions reductions Initiatives and low carbon products | C4.3 | ✓ | ✓ | ✓ | X |
| | | C4.3a | ✓ | ✓ | ✓ | ✓ |
| | | C4.3b | ✓ | ✓ | ✓ | X |
| | | C4.3c | ✓ | X | X | X |
| | | C4.3d | ✓ | X | ✓ | ✓ |
| | | C4.5 | ✓ | X | ✓ | X |
| | | C4.5a | ✓ | ✓ | ✓ | X |

| Module | Scoring Category | Question Number | D | A | M | L | | |
|--|--|--|--|------|---|---|---|---|
| Emission Methodology | Scope 1 & 2 emissions (incl. verification) | C5.1 | ✓ | X | X | X | | |
| | | C5.1a | ✓ | X | X | X | | |
| | | C5.1b | ✓ | X | X | X | | |
| | | C5.1c | ✓ | ✓ | ✓ | X | | |
| | | C5.2 | ✓ | ✓ | X | X | | |
| | | C5.3 | ✓ | X | X | X | | |
| | | Emissions data | Scope 1 & 2 emissions (incl. verification) | C6.1 | ✓ | ✓ | X | X |
| | | | | C6.2 | ✓ | ✓ | X | X |
| | | | | C6.3 | ✓ | ✓ | X | X |
| | | | | C6.4 | ✓ | X | X | X |
| C6.4a | ✓ | | ✓ | ✓ | X | | | |
| Scope 3 emissions (incl. verification) | C6.5 | | ✓ | ✓ | ✓ | ✓ | | |
| | C6.5a | | X | X | X | X | | |
| | C6.7 | | ✓ | X | X | X | | |
| | Scope 1 & 2 emissions (incl. verification) | | C6.7a | ✓ | ✓ | X | X | |
| | | | C6.10 | ✓ | ✓ | ✓ | X | |
| | Emissions Break down | Scope 1 & 2 emissions (incl. verification) | C7.1 | ✓ | ✓ | X | X | |
| C7.1a | | | ✓ | ✓ | X | X | | |
| C7.2 | | | ✓ | ✓ | X | X | | |
| C7.3 | | | ✓ | X | X | X | | |
| C7.3a | | | ✓ | ✓ | X | X | | |
| C7.3b | | | ✓ | ✓ | X | X | | |
| C7.3c | | | ✓ | ✓ | X | X | | |
| C-CH7.4 | | | ✓ | X | X | X | | |
| C7.5 | | | ✓ | ✓ | X | X | | |
| C7.6 | | | ✓ | X | X | X | | |
| C7.6a | | | ✓ | ✓ | X | X | | |
| C7.6b | | | ✓ | ✓ | X | X | | |
| C7.6c | | | ✓ | ✓ | X | X | | |
| C7.7 | | | ✓ | X | X | X | | |
| C7.7a | | | ✓ | X | X | X | | |
| C-CH7.7 | | | ✓ | X | X | X | | |
| C-CH7.8 | | | ✓ | X | X | X | | |
| C-CH7.8a | | | ✓ | X | X | X | | |
| C7.9 | | | ✓ | ✓ | X | X | | |
| C7.9a | | | ✓ | ✓ | ✓ | X | | |
| C7.9b | ✓ | ✓ | X | X | | | | |
| Energy | Energy | C8.1 | ✓ | ✓ | X | X | | |
| | | C8.2 | ✓ | X | X | X | | |
| | | C8.2a | ✓ | ✓ | X | X | | |
| | | C-CH8.2a | ✓ | ✓ | ✓ | ✓ | | |
| | | C8.2b | ✓ | X | X | X | | |
| | | C8.2c | ✓ | ✓ | ✓ | ✓ | | |
| | | C8.2d | ✓ | ✓ | X | X | | |
| | | C-CH8.2d | ✓ | ✓ | ✓ | ✓ | | |
| | | C8.2e | ✓ | ✓ | ✓ | ✓ | | |
| | | C8.2g | ✓ | ✓ | X | X | | |
| | | C8.2h | ✓ | ✓ | ✓ | ✓ | | |
| | | C8.2i | ✓ | ✓ | X | X | | |
| | | C8.2j | X | X | X | X | | |
| | | C8.2k | X | X | X | X | | |
| | | C8.2l | X | X | X | X | | |
| | | C8.2m | X | X | X | X | | |
| | | C-CH8.3 | ✓ | X | X | X | | |
| | | C-CH8.3a | ✓ | ✓ | X | X | | |
| C-CH8.3b | ✓ | ✓ | X | X | | | | |

| Module | Scoring Category | Question Number | D | A | M | L |
|--------------------|--|-----------------|---|---|---|---|
| Additional metrics | Additional climate-related metrics (incl. verification) | C9.1 | X | X | X | X |
| | | C-CH9.3a | ✓ | ✓ | X | X |
| | Emissions reductions Initiatives and low carbon products | C-CH9.6 | ✓ | X | ✓ | X |
| | | C-CH9.6a | ✓ | ✓ | ✓ | ✓ |
| Verification | Scope 1 & 2 emissions (incl. verification) | C10.1 | ✓ | ✓ | ✓ | ✓ |
| | | C10.1a | ✓ | X | ✓ | ✓ |
| | | C10.1b | ✓ | X | ✓ | ✓ |
| | Scope 3 emissions (incl. verification) | C10.1c | ✓ | X | ✓ | ✓ |
| | Additional climate-related metrics (incl. verification) | C10.2 | ✓ | ✓ | ✓ | X |
| | | C10.2a | ✓ | ✓ | ✓ | X |
| Carbon pricing | Carbon pricing | C11.1 | ✓ | X | X | X |
| | | C11.1a | ✓ | X | X | X |
| | | C11.1b | ✓ | ✓ | X | X |
| | | C11.1c | ✓ | ✓ | X | X |
| | | C11.1d | ✓ | ✓ | ✓ | X |
| | | C11.2 | ✓ | X | X | X |
| | | C11.2a | ✓ | ✓ | X | X |
| | | C11.3 | ✓ | ✓ | ✓ | X |
| Engagement | Value chain engagement | C12.1 | ✓ | ✓ | ✓ | X |
| | | C12.1a | ✓ | ✓ | ✓ | ✓ |
| | | C12.1b | ✓ | ✓ | ✓ | ✓ |
| | | C12.1d | ✓ | X | X | X |
| | | C12.1e | ✓ | X | ✓ | ✓ |
| | | C12.2 | ✓ | ✓ | ✓ | X |
| | | C12.2a | ✓ | ✓ | ✓ | ✓ |
| | Public policy engagement and industry collaboration | C12.3 | ✓ | ✓ | ✓ | X |
| | | C12.3a | ✓ | ✓ | ✓ | ✓ |
| | | C12.3b | ✓ | ✓ | ✓ | ✓ |
| | Communications | C12.3c | ✓ | ✓ | ✓ | ✓ |
| | Public policy engagement and industry collaboration | C12.4 | ✓ | X | ✓ | ✓ |
| C12.5 | | ✓ | ✓ | ✓ | X | |
| Biodiversity | Biodiversity | C15.1 | X | X | X | X |
| | | C15.2 | X | X | X | X |
| | | C15.3 | X | X | X | X |
| | | C15.4 | X | X | X | X |
| | | C15.4a | X | X | X | X |
| | | C15.5 | X | X | X | X |
| | | C15.6 | X | X | X | X |
| | | C15.7 | X | X | X | X |
| Sign off | Sign off | C16.1 | ✓ | X | ✓ | ✓ |

| Category mapping key | |
|----------------------|-----------------------------------|
| ✓ | Question scored at this level |
| X | Question not scored at this level |
| Bold text | Sector specific questions |

CLIMATE CHANGE 2023: METALS & MINING SCORING METHODOLOGY CATEGORY WEIGHTINGS

This 'summary sheet' outlines the 2023 Climate Change scoring categories and the weightings that will be applied to these categories for companies responding to CDP's 2023 metals & mining Climate Change questionnaire. If your company is responding to a different sector specific or the general questionnaire, please refer to the summary sheet for that questionnaire. It is recommended that the 2023 scoring introduction document is read in advance of reading the weighting 'summary sheets'.

Scoring categories & weightings: an overview

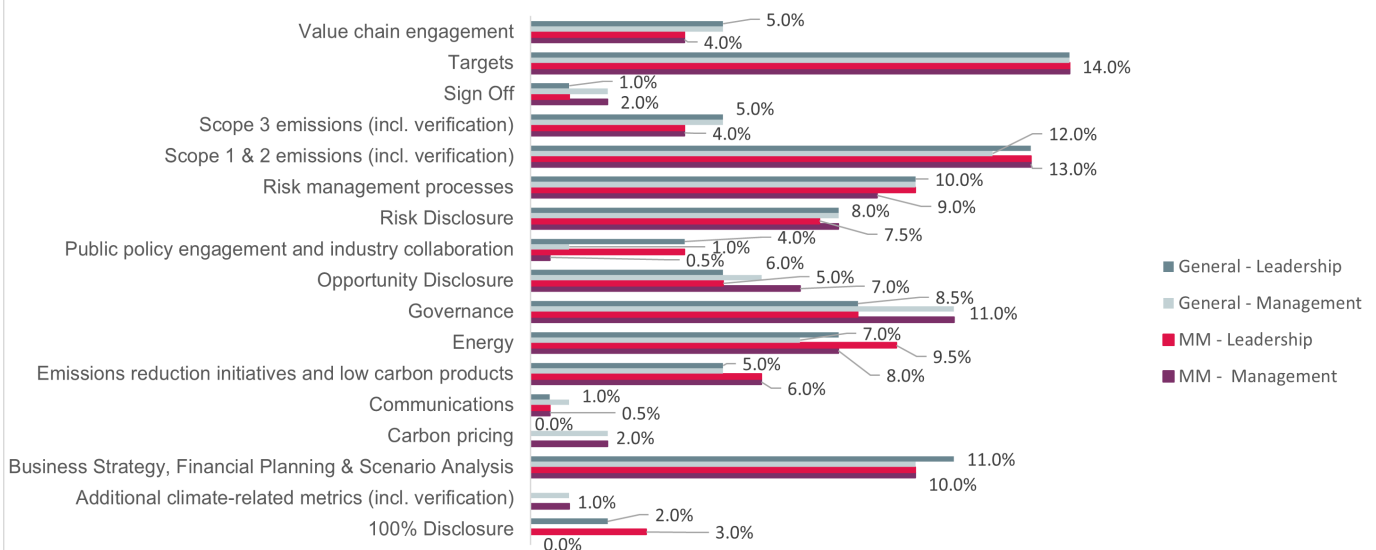
Scoring categories are groupings of questions by topic. They are sub-groups of the 2023 questionnaire modules and are consistent across all sectors. Weightings are applied to scoring categories at the Management and Leadership levels only. Weightings reflect the relative importance of each category in an organization's progression towards environmental stewardship, within the boundaries of the CDP questionnaire and available scoring criteria. As such, the weighting applied to each category varies across sectors to highlight the areas most important to environmental stewardship in specific sectors.

2023 Scoring categories

The metals & mining sector is the first stage of the life cycle of a huge range of products. Emissions from this sector occur at mining sites during the combustion of fossil fuels and the processing of materials. As such, Scope 1 and 2 emissions accounting, performance and verification are particularly important for organizations operating within this sector. Emissions reduction initiatives and low carbon products such as increased recycling, increased purchases of renewable and low-carbon electricity, and through generation at production sites, which may be particularly significant in remote mines not connected to a power grid are key to reducing emissions in this sector. Energy consumption and breakdown disclosure are important for metals & mining organizations as fuel switching, and energy efficiency improvements are needed at metal processing facilities. Environmental stewards in the metals & mining sector will use scenario analysis to inform their business strategy.

In 2023 we have a new question which asks about collaborative industry initiatives related to environmental issues. This has led to the renaming of an existing scoring category to Public policy engagement and industry collaboration.

Scoring categories and weightings: Metals and Mining Climate Change Methodology



The bar chart above shows the % weighting applied to each of the scoring categories at Management and Leadership levels for the general climate change 2023 scoring methodology

Metals & Mining scoring categories: Mapped to modules and questions

| Module | Scoring Category | Question Number | D | A | M | L |
|-------------------------|---|-------------------------|---------------------------|------|---|---|
| Introduction | 100% Disclosure points | C0.1 | X | X | X | ✓ |
| | Not scored | C0.2 | X | X | X | X |
| | | C0.3 | X | X | X | X |
| | | C0.4 | X | X | X | X |
| | | C0.5 | X | X | X | X |
| | | C-MM0.7 | X | X | X | X |
| | | C0.8 | X | X | X | X |
| | | C1.1 | ✓ | ✓ | X | X |
| Governance | Governance | C1.1a | ✓ | ✓ | ✓ | X |
| | | C1.1b | ✓ | ✓ | ✓ | X |
| | | C1.1c | ✓ | ✓ | ✓ | ✓ |
| | | C1.1d | ✓ | ✓ | ✓ | X |
| | | C1.2 | ✓ | ✓ | ✓ | ✓ |
| | | C1.3 | ✓ | ✓ | ✓ | X |
| | | C1.3a | ✓ | ✓ | ✓ | ✓ |
| | | Risks and opportunities | Risk management processes | C2.1 | ✓ | ✓ |
| C2.1a | ✓ | | | ✓ | X | X |
| C2.1b | ✓ | | | X | ✓ | X |
| C2.2 | ✓ | | | ✓ | ✓ | ✓ |
| C2.2a | ✓ | | | ✓ | ✓ | ✓ |
| Risk Disclosure | C2.3 | | ✓ | X | ✓ | X |
| | C2.3a | | ✓ | ✓ | ✓ | ✓ |
| | C2.3b | | ✓ | ✓ | ✓ | ✓ |
| Opportunity Disclosure | C2.4 | | ✓ | X | ✓ | X |
| | C2.4a | | ✓ | ✓ | ✓ | ✓ |
| | C2.4b | ✓ | ✓ | ✓ | ✓ | |
| Business Strategy | Business Strategy, Financial Planning & Scenario Analysis | C3.1 | ✓ | ✓ | ✓ | ✓ |
| | | C3.2 | ✓ | ✓ | ✓ | ✓ |
| | | C3.2a | ✓ | ✓ | ✓ | ✓ |
| | | C3.2b | ✓ | ✓ | ✓ | X |
| | | C3.3 | ✓ | ✓ | ✓ | ✓ |
| | | C3.4 | ✓ | ✓ | X | X |
| | | C3.5 | ✓ | X | ✓ | X |
| | | C3.5a | ✓ | X | X | X |
| | | C3.5b | X | X | X | X |
| Targets and Performance | Targets | C4.1 | ✓ | ✓ | ✓ | ✓ |
| | | C4.1a | ✓ | ✓ | ✓ | ✓ |
| | | C4.1b | ✓ | ✓ | ✓ | ✓ |
| | | C4.1c | ✓ | ✓ | ✓ | ✓ |
| | | C4.2 | ✓ | X | ✓ | ✓ |
| | | C4.2a | ✓ | ✓ | ✓ | X |
| | | C4.2b | ✓ | ✓ | ✓ | X |
| | | C4.2c | ✓ | ✓ | ✓ | ✓ |
| | Emissions reductions Initiatives and low carbon products | C4.3 | ✓ | ✓ | ✓ | X |
| | | C4.3a | ✓ | ✓ | ✓ | ✓ |
| | | C4.3b | ✓ | ✓ | ✓ | X |
| | | C4.3c | ✓ | X | X | X |
| | | C4.3d | ✓ | X | ✓ | ✓ |
| | | C4.5 | ✓ | X | ✓ | X |
| | | C4.5a | ✓ | ✓ | ✓ | X |

| Module | Scoring Category | Question Number | D | A | M | L |
|----------------------|--|-----------------|---|---|---|---|
| Emission Methodology | Scope 1 & 2 emissions (incl. verification) | C5.1 | ✓ | X | X | X |
| | | C5.1a | ✓ | X | X | X |
| | | C5.1b | ✓ | X | X | X |
| | | C5.1c | ✓ | ✓ | ✓ | X |
| | | C5.2 | ✓ | ✓ | X | X |
| | | C5.3 | ✓ | X | X | X |
| | | C6.1 | ✓ | ✓ | X | X |
| | | C6.2 | ✓ | ✓ | X | X |
| | | C6.3 | ✓ | ✓ | X | X |
| | | C6.4 | ✓ | X | X | X |
| Emissions data | Scope 3 emissions (incl. verification) | C6.4a | ✓ | ✓ | ✓ | X |
| | | C6.5 | ✓ | ✓ | ✓ | ✓ |
| | | C6.5a | X | X | X | X |
| | | C6.7 | ✓ | X | X | X |
| | | C6.7a | ✓ | ✓ | X | X |
| Emissions Break down | Scope 1 & 2 emissions (incl. verification) | C6.10 | ✓ | ✓ | ✓ | X |
| | | C7.1 | ✓ | ✓ | X | X |
| | | C7.1a | ✓ | ✓ | X | X |
| | | C7.2 | ✓ | ✓ | X | X |
| | | C7.3 | ✓ | X | X | X |
| | | C7.3a | ✓ | ✓ | X | X |
| | | C7.3b | ✓ | ✓ | X | X |
| | | C7.3c | ✓ | ✓ | X | X |
| | | C-MM7.4 | ✓ | X | X | X |
| | | C7.5 | ✓ | ✓ | X | X |
| C7.6 | ✓ | X | X | X | | |
| Energy | Energy | C7.6a | ✓ | ✓ | X | X |
| | | C7.6b | ✓ | ✓ | X | X |
| | | C7.6c | ✓ | ✓ | X | X |
| | | C7.7 | ✓ | X | X | X |
| | | C7.7a | ✓ | X | X | X |
| | | C-MM7.7 | ✓ | X | X | X |
| | | C7.9 | ✓ | ✓ | X | X |
| | | C7.9a | ✓ | ✓ | ✓ | X |
| | | C7.9b | ✓ | ✓ | X | X |
| | | C8.1 | ✓ | ✓ | X | X |
| C8.2 | ✓ | X | X | X | | |
| Energy | Energy | C8.2a | ✓ | ✓ | ✓ | ✓ |
| | | C-MM8.2a | ✓ | ✓ | X | X |
| | | C8.2b | ✓ | X | X | X |
| | | C8.2c | ✓ | ✓ | ✓ | ✓ |
| | | C8.2d | ✓ | ✓ | ✓ | ✓ |
| | | C-MM8.2d | ✓ | ✓ | X | X |
| | | C8.2e | ✓ | ✓ | ✓ | ✓ |
| | | C8.2g | ✓ | ✓ | X | X |
| | | C8.2h | ✓ | ✓ | ✓ | ✓ |
| | | C8.2i | ✓ | ✓ | X | X |
| | | C8.2j | X | X | X | X |
| | | C8.2k | X | X | X | X |
| | | C8.2l | X | X | X | X |
| | | C8.2m | X | X | X | X |

| Module | Scoring Category | Question Number | D | A | M | L |
|---|--|---|-------|---|---|---|
| Additional metrics | Additional climate-related metrics (incl. verification) | C9.1 | X | X | X | X |
| | | C-MM9.3a | ✓ | ✓ | X | X |
| | | C-MM9.3b | ✓ | ✓ | X | X |
| | Emissions reductions Initiatives and low carbon products | C-MM9.6 | ✓ | X | ✓ | X |
| | | C-MM9.6a | ✓ | ✓ | ✓ | ✓ |
| Verification | Scope 1 & 2 emissions (incl. verification) | C10.1 | ✓ | ✓ | ✓ | ✓ |
| | | C10.1a | ✓ | X | ✓ | ✓ |
| | | C10.1b | ✓ | X | ✓ | ✓ |
| | Scope 3 emissions (incl. verification) | C10.1c | ✓ | X | ✓ | ✓ |
| | | Additional climate-related metrics (incl. verification) | C10.2 | ✓ | ✓ | ✓ |
| C10.2a | ✓ | | ✓ | ✓ | X | |
| Carbon pricing | Carbon pricing | C11.1 | ✓ | X | X | X |
| | | C11.1a | ✓ | X | X | X |
| | | C11.1b | ✓ | ✓ | X | X |
| | | C11.1c | ✓ | ✓ | X | X |
| | | C11.1d | ✓ | ✓ | ✓ | X |
| | | C11.2 | ✓ | X | X | X |
| | | C11.2a | ✓ | ✓ | X | X |
| | | C11.3 | ✓ | ✓ | ✓ | X |
| Engagement | Value chain engagement | C12.1 | ✓ | ✓ | ✓ | X |
| | | C12.1a | ✓ | ✓ | ✓ | ✓ |
| | | C12.1b | ✓ | ✓ | ✓ | ✓ |
| | | C12.1d | ✓ | X | X | X |
| | | C12.1e | ✓ | X | ✓ | ✓ |
| | | C12.2 | ✓ | ✓ | ✓ | X |
| | Public policy engagement and industry collaboration | C12.2a | ✓ | ✓ | ✓ | ✓ |
| | | C12.3 | ✓ | ✓ | ✓ | X |
| | | C12.3a | ✓ | ✓ | ✓ | ✓ |
| | Communications | C12.3b | ✓ | ✓ | ✓ | ✓ |
| | | C12.3c | ✓ | ✓ | ✓ | ✓ |
| Public policy engagement and industry collaboration | C12.4 | ✓ | X | ✓ | ✓ | |
| C12.5 | ✓ | ✓ | ✓ | X | | |
| Biodiversity | Biodiversity | C15.1 | X | X | X | X |
| | | C15.2 | X | X | X | X |
| | | C15.3 | X | X | X | X |
| | | C15.4 | X | X | X | X |
| | | C15.4a | X | X | X | X |
| | | C15.5 | X | X | X | X |
| | | C15.6 | X | X | X | X |
| | | C15.7 | X | X | X | X |
| Sign off | Sign off | C16.1 | ✓ | X | ✓ | ✓ |

| Category mapping key | |
|----------------------|-----------------------------------|
| ✓ | Question scored at this level |
| X | Question not scored at this level |
| Bold text | Sector specific questions |

CLIMATE CHANGE 2023: STEEL SCORING METHODOLOGY CATEGORY WEIGHTINGS

This 'summary sheet' outlines the 2023 Climate Change scoring categories and the weightings that will be applied to these categories for companies responding to CDP's 2023 steel Climate Change questionnaire. If your company is responding to a different sector specific or the general questionnaire, please refer to the summary sheet for that questionnaire. It is recommended that the 2023 scoring introduction document is read in advance of reading the weighting 'summary sheets'.

Scoring categories & weightings: an overview

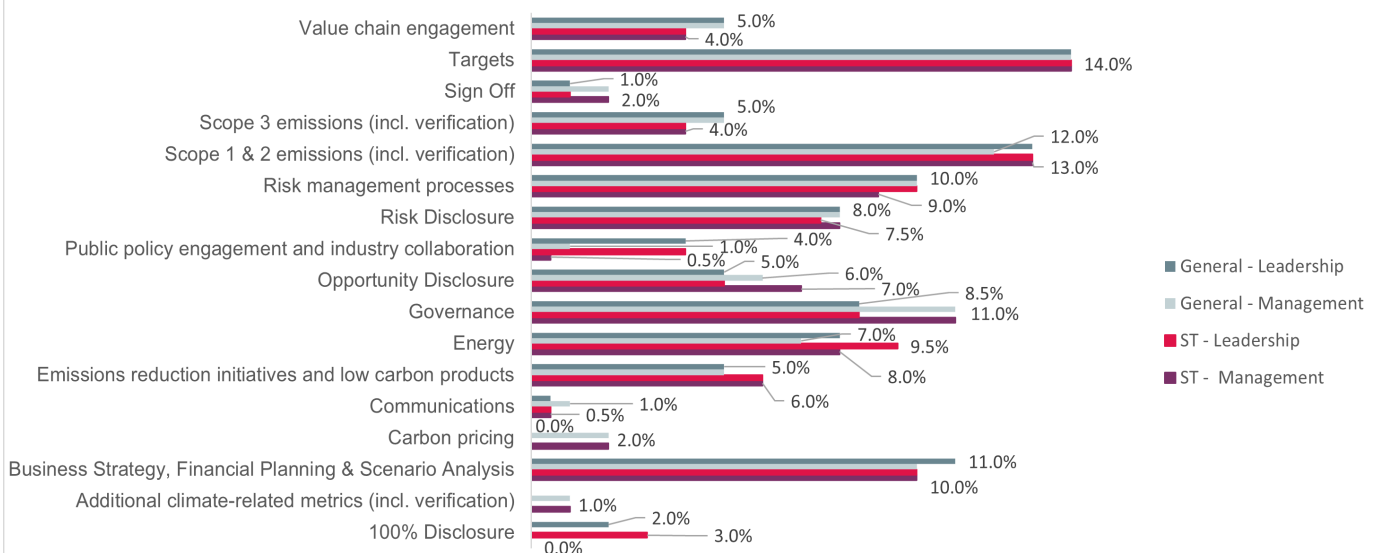
Scoring categories are groupings of questions by topic. They are sub-groups of the 2023 questionnaire modules and are consistent across all sectors. Weightings are applied to scoring categories at the Management and Leadership levels only. Weightings reflect the relative importance of each category in an organization's progression towards environmental stewardship, within the boundaries of the CDP questionnaire and available scoring criteria. As such, the weighting applied to each category varies across sectors to highlight the areas most important to environmental stewardship in specific sectors.

Steel: 2023 Scoring categories

Steel production is an energy, high emitting intensive process. The transformation of iron ore to steel requires significant amounts of heat and cooking coal, an emissions-intensive product. As such, energy consumption and breakdown disclosure and Scope 1 and 2 emissions accounting, performance and verification are particularly important for steel organizations. Emissions reduction initiatives and low carbon products including attention to feedstocks, implementing various techniques throughout the production process, installing technologies at plants, and switching to less emissions-intensive fuels will lower production emissions in the steel industry. Climate change and a low carbon transition plan should be integrated into the business strategy of steel organizations. Environmental stewards operating in this sector will use scenario analysis to inform their business strategy.

In 2023 we have a new question which asks about collaborative industry initiatives related to environmental issues. This has led to the renaming of an existing scoring category to Public policy engagement and industry collaboration.

Scoring categories and weightings: Steel Climate Change Methodology



The bar chart above shows the % weighting applied to each of the scoring categories at Management and Leadership levels for the general climate change 2023 scoring methodology

Steel scoring categories: Mapped to modules and questions

| Module | Scoring Category | Question Number | D | A | M | L |
|-------------------------|---|-----------------|---|---|---|---|
| Introduction | 100% Disclosure points | C0.1 | X | X | X | ✓ |
| | Not scored | C0.2 | X | X | X | X |
| | | C0.3 | X | X | X | X |
| | | C0.4 | X | X | X | X |
| | | C0.5 | X | X | X | X |
| | | C-ST0.7 | X | X | X | X |
| | | C0.8 | X | X | X | X |
| Governance | Governance | C1.1 | ✓ | ✓ | X | X |
| | | C1.1a | ✓ | ✓ | ✓ | X |
| | | C1.1b | ✓ | ✓ | ✓ | X |
| | | C1.1c | ✓ | ✓ | ✓ | ✓ |
| | | C1.1d | ✓ | ✓ | ✓ | X |
| | | C1.2 | ✓ | ✓ | ✓ | ✓ |
| | | C1.3 | ✓ | ✓ | ✓ | X |
| | | C1.3a | ✓ | ✓ | ✓ | ✓ |
| Risks and opportunities | Risk management processes | C2.1 | ✓ | ✓ | X | X |
| | | C2.1a | ✓ | ✓ | X | X |
| | | C2.1b | ✓ | X | ✓ | X |
| | | C2.2 | ✓ | ✓ | ✓ | ✓ |
| | | C2.2a | ✓ | ✓ | ✓ | ✓ |
| | | C2.2g | ✓ | ✓ | ✓ | ✓ |
| | Risk Disclosure | C2.3 | ✓ | X | ✓ | X |
| | | C2.3a | ✓ | ✓ | ✓ | ✓ |
| | Opportunity Disclosure | C2.3b | ✓ | ✓ | ✓ | ✓ |
| | | C2.4 | ✓ | X | ✓ | X |
| | C2.4a | ✓ | ✓ | ✓ | ✓ | |
| | C2.4b | ✓ | ✓ | ✓ | ✓ | |
| Business Strategy | Business Strategy, Financial Planning & Scenario Analysis | C3.1 | ✓ | ✓ | ✓ | ✓ |
| | | C3.2 | ✓ | ✓ | ✓ | ✓ |
| | | C3.2a | ✓ | ✓ | ✓ | ✓ |
| | | C3.2b | ✓ | ✓ | ✓ | X |
| | | C3.3 | ✓ | ✓ | ✓ | ✓ |
| | | C3.4 | ✓ | ✓ | X | X |
| | | C3.5 | ✓ | X | ✓ | X |
| | | C3.5a | ✓ | X | X | X |
| | | C3.5b | X | X | X | X |
| C3.5c | X | X | X | X | | |
| Targets and Performance | Targets | C4.1 | ✓ | ✓ | ✓ | ✓ |
| | | C4.1a | ✓ | ✓ | ✓ | ✓ |
| | | C4.1b | ✓ | ✓ | ✓ | ✓ |
| | | C4.1c | ✓ | ✓ | ✓ | ✓ |
| | | C4.2 | ✓ | X | ✓ | ✓ |
| | | C4.2a | ✓ | ✓ | ✓ | X |
| | | C4.2b | ✓ | ✓ | ✓ | X |
| | | C4.2c | ✓ | ✓ | ✓ | ✓ |
| | Emissions reductions Initiatives and low carbon products | C4.3 | ✓ | ✓ | ✓ | X |
| | | C4.3a | ✓ | ✓ | ✓ | ✓ |
| | | C4.3b | ✓ | ✓ | ✓ | X |
| | | C4.3c | ✓ | X | X | X |
| | | C4.3d | ✓ | X | ✓ | ✓ |
| | | C4.5 | ✓ | X | ✓ | X |
| | | C4.5a | ✓ | ✓ | ✓ | X |
| | | C-ST4.9 | ✓ | ✓ | X | X |

| Module | Scoring Category | Question Number | D | A | M | L |
|----------------------|--|-----------------|--------|------|---|---|
| Emission Methodology | Scope 1 & 2 emissions (incl. verification) | C5.1 | ✓ | X | X | X |
| | | C5.1a | ✓ | X | X | X |
| | | C5.1b | ✓ | X | X | X |
| | | C5.1c | ✓ | ✓ | ✓ | X |
| | | C5.2 | ✓ | ✓ | X | X |
| | | C5.3 | ✓ | X | X | X |
| | | C6.1 | ✓ | ✓ | X | X |
| | | C6.2 | ✓ | ✓ | X | X |
| | | C6.3 | ✓ | ✓ | X | X |
| | | C6.4 | ✓ | X | X | X |
| Emissions data | Scope 3 emissions (incl. verification) | C6.4a | ✓ | ✓ | ✓ | X |
| | | C6.5 | ✓ | ✓ | ✓ | ✓ |
| | | C6.5a | X | X | X | X |
| | | C6.7 | ✓ | X | X | X |
| | | C6.7a | ✓ | ✓ | X | X |
| | Scope 1 & 2 emissions (incl. verification) | C6.10 | ✓ | ✓ | ✓ | X |
| | | C-ST6.14 | ✓ | ✓ | X | ✓ |
| | | C7.1 | ✓ | ✓ | X | X |
| | | C7.1a | ✓ | ✓ | X | X |
| | | C7.2 | ✓ | ✓ | X | X |
| Emissions Break down | Scope 1 & 2 emissions (incl. verification) | C7.3 | ✓ | X | X | X |
| | | C7.3a | ✓ | ✓ | X | X |
| | | C7.3b | ✓ | ✓ | X | X |
| | | C7.3c | ✓ | ✓ | X | X |
| | | C-ST7.4 | ✓ | X | X | X |
| | | C7.5 | ✓ | ✓ | X | X |
| | | C7.6 | ✓ | X | X | X |
| | | C7.6a | ✓ | ✓ | X | X |
| | | C7.6b | ✓ | ✓ | X | X |
| | | C7.6c | ✓ | ✓ | X | X |
| | | C7.7 | ✓ | X | X | X |
| | | C7.7a | ✓ | X | X | X |
| | | C-ST7.7 | ✓ | X | X | X |
| | | C7.9 | ✓ | ✓ | X | X |
| | | C7.9a | ✓ | ✓ | ✓ | X |
| | | C7.9b | ✓ | ✓ | X | X |
| | | Energy | Energy | C8.1 | ✓ | ✓ |
| C8.2 | ✓ | | | X | X | X |
| C8.2a | ✓ | | | ✓ | X | X |
| C-ST8.2a | ✓ | | | ✓ | ✓ | ✓ |
| C8.2b | ✓ | | | X | X | X |
| C8.2c | ✓ | | | ✓ | X | X |
| C8.2d | ✓ | | | ✓ | X | X |
| C-ST8.2d | ✓ | | | ✓ | ✓ | ✓ |
| C8.2e | ✓ | | | ✓ | ✓ | ✓ |
| C8.2g | ✓ | | | ✓ | X | X |
| C8.2h | ✓ | | | ✓ | ✓ | ✓ |
| C8.2i | ✓ | | | ✓ | X | X |
| C8.2j | X | | | X | X | X |
| C8.2k | X | | | X | X | X |
| C8.2l | X | | | X | X | X |
| C8.2m | X | | | X | X | X |
| C-ST8.3 | ✓ | | | ✓ | X | X |

| Module | Scoring Category | Question Number | D | A | M | L |
|--------------------|--|-----------------|---|---|---|---|
| Additional metrics | Additional climate-related metrics (incl. verification) | C9.1 | X | X | X | X |
| | | C-ST9.3a | ✓ | ✓ | X | X |
| | | C-ST9.3b | ✓ | ✓ | X | X |
| | Emissions reductions initiatives and low carbon products | C-ST9.6 | ✓ | X | ✓ | X |
| | | C-ST9.6a | ✓ | ✓ | ✓ | ✓ |
| Verification | Scope 1 & 2 emissions (incl. verification) | C10.1 | ✓ | ✓ | ✓ | ✓ |
| | | C10.1a | ✓ | X | ✓ | ✓ |
| | | C10.1b | ✓ | X | ✓ | ✓ |
| | Scope 3 emissions (incl. verification) | C10.1c | ✓ | X | ✓ | ✓ |
| | Additional climate-related metrics (incl. verification) | C10.2 | ✓ | ✓ | ✓ | X |
| | | C10.2a | ✓ | ✓ | ✓ | X |
| Carbon pricing | Carbon pricing | C11.1 | ✓ | X | X | X |
| | | C11.1a | ✓ | X | X | X |
| | | C11.1b | ✓ | ✓ | X | X |
| | | C11.1c | ✓ | ✓ | X | X |
| | | C11.1d | ✓ | ✓ | ✓ | X |
| | | C11.2 | ✓ | X | X | X |
| | | C11.2a | ✓ | ✓ | X | X |
| | | C11.3 | ✓ | ✓ | ✓ | X |
| | | C11.3a | ✓ | ✓ | ✓ | X |
| Engagement | Value chain engagement | C12.1 | ✓ | ✓ | ✓ | X |
| | | C12.1a | ✓ | ✓ | ✓ | ✓ |
| | | C12.1b | ✓ | ✓ | ✓ | ✓ |
| | | C12.1d | ✓ | X | X | X |
| | | C12.1e | ✓ | X | ✓ | ✓ |
| | | C12.2 | ✓ | ✓ | ✓ | X |
| | | C12.2a | ✓ | ✓ | ✓ | ✓ |
| | Public policy engagement and industry collaboration | C12.3 | ✓ | ✓ | ✓ | X |
| | | C12.3a | ✓ | ✓ | ✓ | ✓ |
| | | C12.3b | ✓ | ✓ | ✓ | ✓ |
| | Communications | C12.3c | ✓ | ✓ | ✓ | ✓ |
| | Public policy engagement and industry collaboration | C12.4 | ✓ | X | ✓ | ✓ |
| | | C12.5 | ✓ | ✓ | ✓ | X |
| Bio diversity | Bio diversity | C15.1 | X | X | X | X |
| | | C15.2 | X | X | X | X |
| | | C15.3 | X | X | X | X |
| | | C15.4 | X | X | X | X |
| | | C15.4a | X | X | X | X |
| | | C15.5 | X | X | X | X |
| | | C15.6 | X | X | X | X |
| | | C15.7 | X | X | X | X |
| Sign off | Sign off | C16.1 | ✓ | X | ✓ | ✓ |

| Category mapping key | |
|----------------------|-----------------------------------|
| ✓ | Question scored at this level |
| X | Question not scored at this level |
| Bold text | Sector specific questions |

CLIMATE CHANGE 2023: CONSTRUCTION SCORING METHODOLOGY CATEGORY WEIGHTINGS

This 'summary sheet' outlines the 2023 Climate Change scoring categories and the weightings that will be applied to these categories for companies responding to CDP's 2023 Construction Climate Change questionnaire. If your company is responding to a different sector specific or the general questionnaire, please refer to the summary sheet for that questionnaire. It is recommended that the 2023 scoring introduction document is read in advance of reading the weighting 'summary sheets'.

Scoring categories & weightings: an overview

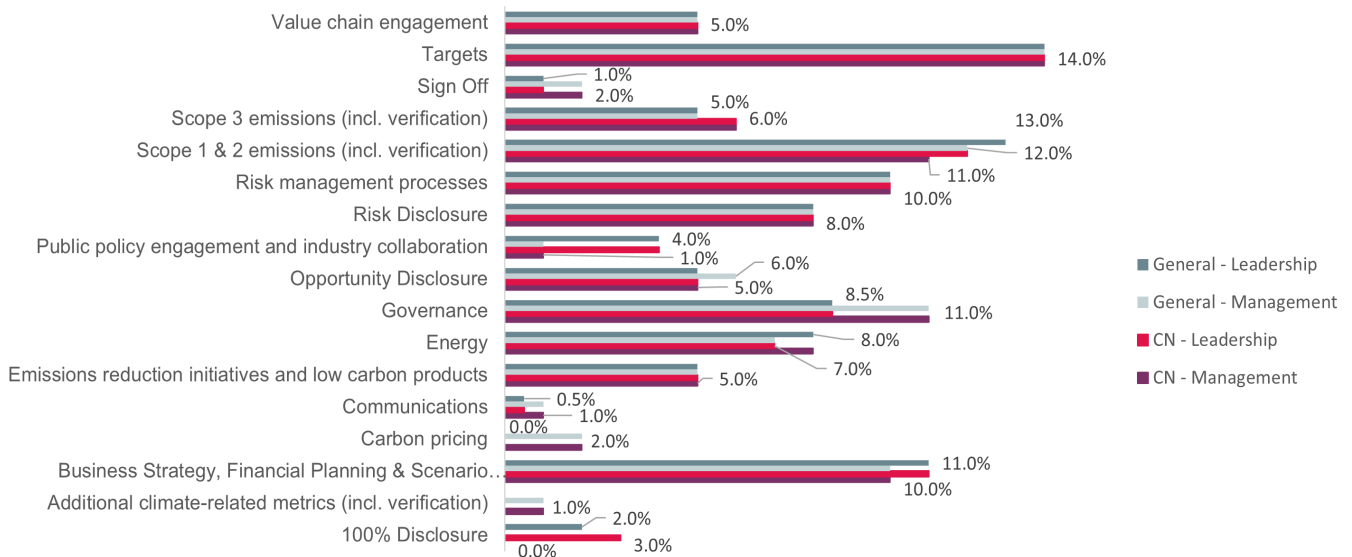
Scoring categories are groupings of questions by topic. They are sub-groups of the 2023 questionnaire modules and are consistent across all sectors. Weightings are applied to scoring categories at the Management and Leadership levels only. Weightings reflect the relative importance of each category in an organization's progression towards environmental stewardship, within the boundaries of the CDP questionnaire and available scoring criteria. As such, the weighting applied to each category varies across sectors to highlight the areas most important to environmental stewardship in specific sectors.

Construction: 2023 Scoring categories

Activities in the Construction sector operate at different points in the value chain spanning across design, materials manufacturing, construction and life cycle maintenance. Buildings are currently responsible for 39% of global GHG emissions. The sizeable part of these emissions is attributable not only to the construction process itself, but also to materials manufacturing (embodied emissions) and to operational emissions during the use stage of buildings. With the present global building floor area set to more than double by 2060, there will be increased demand for construction materials for new buildings, extensions, renovations and infrastructure, creating significant and immediate carbon emissions before a project's completion. The importance of reporting transparent sector specific metrics is emphasised by the increased weighting of the '100% Disclosure points' category and the 'Scope 3' category.

In 2023 we have a new question which asks about collaborative industry initiatives related to environmental issues. This has led to the renaming of an existing scoring category to Public policy engagement and industry collaboration.

Scoring categories and weightings: Construction Climate Change Methodology



The bar chart above shows the % weighting applied to each of the scoring categories at Management and Leadership levels for the general climate change 2023 scoring methodology

Construction scoring categories: Mapped to modules and questions

| Module | Scoring Category | Question Number | D | A | M | L |
|-------------------------|---|-----------------|---|---|---|---|
| Introduction | 100% Disclosure points | C0.1 | X | X | X | ✓ |
| | Not scored | C0.2 | X | X | X | X |
| | | C0.3 | X | X | X | X |
| | | C0.4 | X | X | X | X |
| | | C0.5 | X | X | X | X |
| | | C-CN0.7 | X | X | X | X |
| | | C0.8 | X | X | X | X |
| Governance | Governance | C1.1 | ✓ | ✓ | X | X |
| | | C1.1a | ✓ | ✓ | ✓ | X |
| | | C1.1b | ✓ | ✓ | ✓ | X |
| | | C1.1c | ✓ | ✓ | ✓ | ✓ |
| | | C1.1d | ✓ | ✓ | ✓ | X |
| | | C1.2 | ✓ | ✓ | ✓ | ✓ |
| | | C1.3 | ✓ | ✓ | ✓ | X |
| | | C1.3a | ✓ | ✓ | ✓ | ✓ |
| Risks and opportunities | Risk management processes | C2.1 | ✓ | ✓ | X | X |
| | | C2.1a | ✓ | ✓ | X | X |
| | | C2.1b | ✓ | X | ✓ | X |
| | | C2.2 | ✓ | ✓ | ✓ | ✓ |
| | | C2.2a | ✓ | ✓ | ✓ | ✓ |
| | C2.2g | ✓ | ✓ | ✓ | ✓ | |
| | Risk Disclosure | C2.3 | ✓ | X | ✓ | X |
| | | C2.3a | ✓ | ✓ | ✓ | ✓ |
| | | C2.3b | ✓ | ✓ | ✓ | ✓ |
| | Opportunity Disclosure | C2.4 | ✓ | X | ✓ | X |
| C2.4a | | ✓ | ✓ | ✓ | ✓ | |
| C2.4b | | ✓ | ✓ | ✓ | ✓ | |
| Business Strategy | Business Strategy, Financial Planning & Scenario Analysis | C3.1 | ✓ | ✓ | ✓ | ✓ |
| | | C3.2 | ✓ | ✓ | ✓ | ✓ |
| | | C3.2a | ✓ | ✓ | ✓ | ✓ |
| | | C3.2b | ✓ | ✓ | ✓ | X |
| | | C3.3 | ✓ | ✓ | ✓ | ✓ |
| | | C3.4 | ✓ | ✓ | X | X |
| | | C3.5 | ✓ | X | ✓ | X |
| | | C3.5a | ✓ | X | X | X |
| | | C3.5b | X | X | X | X |
| C3.5c | X | X | X | X | | |
| Targets and Performance | Targets | C4.1 | ✓ | ✓ | ✓ | ✓ |
| | | C4.1a | ✓ | ✓ | ✓ | ✓ |
| | | C4.1b | ✓ | ✓ | ✓ | ✓ |
| | | C4.1c | ✓ | ✓ | ✓ | ✓ |
| | | C4.2 | ✓ | X | ✓ | ✓ |
| | | C4.2a | ✓ | ✓ | ✓ | X |
| | | C4.2b | ✓ | ✓ | ✓ | X |
| | | C4.2c | ✓ | ✓ | ✓ | ✓ |
| | Emissions reductions Initiatives and low carbon products | C4.3 | ✓ | ✓ | ✓ | X |
| | | C4.3a | ✓ | ✓ | ✓ | ✓ |
| | | C4.3b | ✓ | ✓ | ✓ | X |
| | | C4.3c | ✓ | X | X | X |
| | | C4.3d | ✓ | X | ✓ | ✓ |
| | | C4.5a | ✓ | ✓ | ✓ | X |

| Module | Scoring Category | Question Number | D | A | M | L |
|----------------------|---|-----------------|---|---|---|---|
| Emission Methodology | Scope 1 & 2 emissions (incl. verification) | C5.1 | ✓ | X | X | X |
| | | C5.1a | ✓ | X | X | X |
| | | C5.1b | ✓ | X | X | X |
| | | C5.1c | ✓ | ✓ | ✓ | X |
| | | C5.2 | ✓ | ✓ | X | X |
| | | C5.3 | ✓ | X | X | X |
| | | C6.1 | ✓ | ✓ | X | X |
| | | C6.2 | ✓ | ✓ | X | X |
| | | C6.3 | ✓ | ✓ | X | X |
| | | C6.4 | ✓ | X | X | X |
| Emissions data | Scope 3 emissions (incl. verification) | C6.4a | ✓ | ✓ | ✓ | X |
| | | C6.5 | ✓ | ✓ | ✓ | ✓ |
| | Emissions reduction initiatives and low carbon products | C6.5a | X | X | X | X |
| | | C-CN6.6 | ✓ | ✓ | ✓ | X |
| | | C-CN6.6a | ✓ | ✓ | ✓ | X |
| | | C-CN6.6b | ✓ | X | ✓ | X |
| | C-CN6.6c | ✓ | ✓ | ✓ | X | |
| | Scope 1 & 2 emissions (incl. verification) | C6.7 | ✓ | X | X | X |
| | | C6.7a | ✓ | ✓ | X | X |
| | | C6.10 | ✓ | ✓ | ✓ | X |
| C6.10 | | ✓ | ✓ | ✓ | X | |
| Emissions Break down | Scope 1 & 2 emissions (incl. verification) | C7.1 | ✓ | ✓ | X | X |
| | | C7.1a | ✓ | ✓ | X | X |
| | | C7.2 | ✓ | ✓ | X | X |
| | | C7.3 | ✓ | X | X | X |
| | | C7.3a | ✓ | ✓ | X | X |
| | | C7.3b | ✓ | ✓ | X | X |
| | | C7.3c | ✓ | ✓ | X | X |
| | | C7.5 | ✓ | ✓ | X | X |
| | | C7.6 | ✓ | X | X | X |
| | | C7.6a | ✓ | ✓ | X | X |
| | | C7.6b | ✓ | ✓ | X | X |
| | | C7.6c | ✓ | ✓ | X | X |
| | | C7.7 | ✓ | X | X | X |
| | | C7.7a | ✓ | X | X | X |
| C7.9 | ✓ | ✓ | X | X | | |
| C7.9a | ✓ | ✓ | ✓ | X | | |
| C7.9b | ✓ | ✓ | X | X | | |
| Energy | Energy | C8.1 | ✓ | ✓ | X | X |
| | | C8.2 | ✓ | X | X | X |
| | | C8.2a | ✓ | ✓ | ✓ | ✓ |
| | | C8.2b | ✓ | X | X | X |
| | | C8.2c | ✓ | ✓ | ✓ | ✓ |
| | | C8.2d | ✓ | ✓ | ✓ | ✓ |
| | | C8.2e | ✓ | ✓ | ✓ | ✓ |
| | | C8.2g | ✓ | ✓ | X | X |
| | | C8.2h | ✓ | ✓ | ✓ | ✓ |
| | | C8.2i | ✓ | ✓ | X | X |
| | | C8.2j | X | X | X | X |
| | | C8.2k | X | X | X | X |
| | | C8.2l | X | X | X | X |
| C8.2m | X | X | X | X | | |
| Additional metrics | Additional climate-related metrics (incl. verification) | C9.1 | X | X | X | X |
| | | C-CN9.6 | ✓ | X | ✓ | X |
| | Emissions reduction initiatives and low carbon products | C-CN9.6a | ✓ | ✓ | ✓ | ✓ |
| | | C-CN9.10 | ✓ | ✓ | X | X |
| | | C-CN9.10a | ✓ | ✓ | ✓ | X |
| | | C-CN9.11 | ✓ | X | ✓ | X |

| Module | Scoring Category | Question Number | D | A | M | L | |
|---|---|---|---------|---|---|---|---|
| Verification | Scope 1 & 2 emissions (incl. verification) | C10. 1 | ✓ | ✓ | ✓ | ✓ | |
| | | C10. 1a | ✓ | X | ✓ | ✓ | |
| | | C10. 1b | ✓ | X | ✓ | ✓ | |
| | Scope 3 emissions (incl. verification) | C10. 1c | ✓ | X | ✓ | ✓ | |
| | | Additional climate-related metrics (incl. verification) | C10. 2 | ✓ | ✓ | ✓ | X |
| | | | C10. 2a | ✓ | ✓ | ✓ | X |
| Carbon pricing | Carbon pricing | C11. 1 | ✓ | X | X | X | |
| | | C11. 1a | ✓ | X | X | X | |
| | | C11. 1b | ✓ | ✓ | X | X | |
| | | C11. 1c | ✓ | ✓ | X | X | |
| | | C11. 1d | ✓ | ✓ | ✓ | X | |
| | | C11. 2 | ✓ | X | X | X | |
| | | C11. 2a | ✓ | ✓ | X | X | |
| | | C11. 3 | ✓ | ✓ | ✓ | X | |
| Engagement | Value chain engagement | C12. 1 | ✓ | ✓ | ✓ | X | |
| | | C12. 1a | ✓ | ✓ | ✓ | ✓ | |
| | | C12. 1b | ✓ | ✓ | ✓ | ✓ | |
| | | C12. 1d | ✓ | X | X | X | |
| | | C12. 1e | ✓ | X | ✓ | ✓ | |
| | | C12. 2 | ✓ | ✓ | ✓ | X | |
| | Public policy engagement and industry collaboration | C12. 2a | ✓ | ✓ | ✓ | ✓ | |
| | | C12. 3 | ✓ | ✓ | ✓ | X | |
| | | C12. 3a | ✓ | ✓ | ✓ | ✓ | |
| | Communications | C12. 3b | ✓ | ✓ | ✓ | ✓ | |
| | | C12. 3c | ✓ | ✓ | ✓ | ✓ | |
| Public policy engagement and industry collaboration | C12. 4 | ✓ | X | ✓ | ✓ | | |
| | C12. 5 | ✓ | ✓ | ✓ | X | | |
| Bio diversity | Bio diversity | C15. 1 | X | X | X | X | |
| | | C15. 2 | X | X | X | X | |
| | | C15. 3 | X | X | X | X | |
| | | C15. 4 | X | X | X | X | |
| | | C15. 4a | X | X | X | X | |
| | | C15. 5 | X | X | X | X | |
| | | C15. 6 | X | X | X | X | |
| | | C15. 7 | X | X | X | X | |
| Sign off | Sign off | C16. 1 | ✓ | X | ✓ | ✓ | |

| Category mapping key | |
|----------------------|-----------------------------------|
| ✓ | Question scored at this level |
| X | Question not scored at this level |
| Bold text | Sector specific questions |

CLIMATE CHANGE 2023: REAL ESTATE SCORING METHODOLOGY CATEGORY WEIGHTINGS

This 'summary sheet' outlines the 2023 Climate Change scoring categories and the weightings that will be applied to these categories for companies responding to CDP's 2023 Real Estate Climate Change questionnaire. If your company is responding to a different sector specific or the general questionnaire, please refer to the summary sheet for that questionnaire. It is recommended that the 2023 scoring introduction document is read in advance of reading the weighting 'summary sheets'.

Scoring categories & weightings: an overview

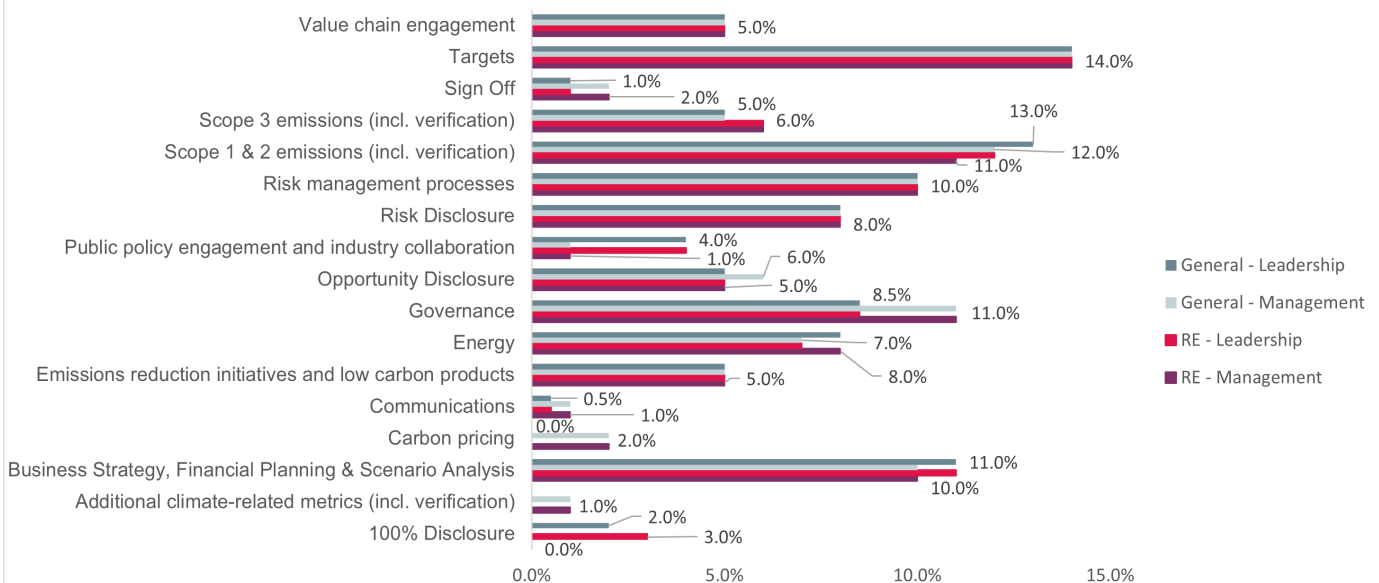
Scoring categories are groupings of questions by topic. They are sub-groups of the 2023 questionnaire modules and are consistent across all sectors. Weightings are applied to scoring categories at the Management and Leadership levels only. Weightings reflect the relative importance of each category in an organization's progression towards environmental stewardship, within the boundaries of the CDP questionnaire and available scoring criteria. As such, the weighting applied to each category varies across sectors to highlight the areas most important to environmental stewardship in specific sectors.

Real Estate: 2023 Scoring categories

Activities in the Real Estate sector operate at different points in the value chain spanning across finance, design, construction and life cycle maintenance. Buildings are currently responsible for 39% of global GHG emissions. The sizeable part of these emissions is attributable not only to the use of built assets – operational emissions (Scopes 1 and 2), but also to their construction – embodied emissions (Scope 3). With the present global building floor area set to more than double by 2060, there will be increased demand for construction materials for new buildings, extensions, renovations and infrastructure, creating significant and immediate carbon emissions before a project's completion.

In 2023 we have a new question which asks about collaborative industry initiatives related to environmental issues. This has led to the renaming of an existing scoring category to Public policy engagement and industry collaboration.

Scoring categories and weightings: Real Estate Climate Change Methodology



The bar chart above shows the % weighting applied to each of the scoring categories at Management and Leadership levels for the general climate change 2023 scoring methodology

Real Estate scoring categories: Mapped to modules and questions

| Module | Scoring Category | Question Number | D | A | M | L |
|-------------------------|---|-----------------|------------|------|---|---|
| Introduction | 100% Disclosure points | C0.1 | X | X | X | ✓ |
| | Not scored | C0.2 | X | X | X | X |
| | | C0.3 | X | X | X | X |
| | | C0.4 | X | X | X | X |
| | | C0.5 | X | X | X | X |
| | | C-RE0.7 | X | X | X | X |
| | | C0.8 | X | X | X | X |
| | | Governance | Governance | C1.1 | ✓ | ✓ |
| C1.1a | ✓ | | | ✓ | ✓ | X |
| C1.1b | ✓ | | | ✓ | ✓ | X |
| C1.1c | ✓ | | | ✓ | ✓ | ✓ |
| C1.1d | ✓ | | | ✓ | ✓ | X |
| C1.2 | ✓ | | | ✓ | ✓ | ✓ |
| C1.3 | ✓ | | | ✓ | ✓ | X |
| C1.3a | ✓ | | | ✓ | ✓ | ✓ |
| Risks and opportunities | Risk management processes | C2.1 | ✓ | ✓ | X | X |
| | | C2.1a | ✓ | ✓ | X | X |
| | | C2.1b | ✓ | X | ✓ | X |
| | | C2.2 | ✓ | ✓ | ✓ | ✓ |
| | | C2.2a | ✓ | ✓ | ✓ | ✓ |
| | | C2.2g | ✓ | ✓ | ✓ | ✓ |
| | Risk Disclosure | C2.3 | ✓ | X | ✓ | X |
| | | C2.3a | ✓ | ✓ | ✓ | ✓ |
| | | C2.3b | ✓ | ✓ | ✓ | ✓ |
| | Opportunity Disclosure | C2.4 | ✓ | X | ✓ | X |
| C2.4a | | ✓ | ✓ | ✓ | ✓ | |
| C2.4b | | ✓ | ✓ | ✓ | ✓ | |
| Business Strategy | Business Strategy, Financial Planning & Scenario Analysis | C3.1 | ✓ | ✓ | ✓ | ✓ |
| | | C3.2 | ✓ | ✓ | ✓ | ✓ |
| | | C3.2a | ✓ | ✓ | ✓ | ✓ |
| | | C3.2b | ✓ | ✓ | ✓ | X |
| | | C3.3 | ✓ | ✓ | ✓ | ✓ |
| | | C3.4 | ✓ | ✓ | X | X |
| | | C3.5 | ✓ | X | ✓ | X |
| | | C3.5a | ✓ | X | X | X |
| | | C3.5b | X | X | X | X |
| C3.5c | X | X | X | X | | |
| Targets and Performance | Targets | C4.1 | ✓ | ✓ | ✓ | ✓ |
| | | C4.1a | ✓ | ✓ | ✓ | ✓ |
| | | C4.1b | ✓ | ✓ | ✓ | ✓ |
| | | C4.1c | ✓ | ✓ | ✓ | ✓ |
| | | C4.2 | ✓ | X | ✓ | ✓ |
| | | C4.2a | ✓ | ✓ | ✓ | X |
| | | C4.2b | ✓ | ✓ | ✓ | X |
| | | C4.2c | ✓ | ✓ | ✓ | ✓ |
| | Emissions reductions Initiatives and low carbon products | C4.3 | ✓ | ✓ | ✓ | X |
| | | C4.3a | ✓ | ✓ | ✓ | ✓ |
| | | C4.3b | ✓ | ✓ | ✓ | X |
| | | C4.3c | ✓ | X | X | X |
| | | C4.3d | ✓ | X | ✓ | ✓ |
| C4.5 | ✓ | X | ✓ | X | | |
| C4.5a | ✓ | ✓ | ✓ | X | | |

| Module | Scoring Category | Question Number | D | A | M | L | | |
|---|---|------------------|--|-------|---|---|---|---|
| Emission Methodology | Scope 1 & 2 emissions (incl. verification) | C5.1 | ✓ | X | X | X | | |
| | | C5.1a | ✓ | X | X | X | | |
| | | C5.1b | ✓ | X | X | X | | |
| | | C5.1c | ✓ | ✓ | ✓ | X | | |
| | | C5.2 | ✓ | ✓ | X | X | | |
| | | C5.3 | ✓ | X | X | X | | |
| | | C6.1 | ✓ | ✓ | X | X | | |
| | | C6.2 | ✓ | ✓ | X | X | | |
| | | C6.3 | ✓ | ✓ | X | X | | |
| | | C6.4 | ✓ | X | X | X | | |
| | | C6.4a | ✓ | ✓ | ✓ | X | | |
| | | Emissions data | Scope 3 emissions (incl. verification) | C6.5 | ✓ | ✓ | ✓ | ✓ |
| | | | | C6.5a | X | X | X | X |
| Emissions reduction initiatives and low carbon products | C-RE6.6 | | ✓ | ✓ | ✓ | X | | |
| | C-RE6.6a | | ✓ | ✓ | ✓ | X | | |
| | C-RE6.6b | | ✓ | X | ✓ | X | | |
| | C-RE6.6c | | ✓ | ✓ | ✓ | X | | |
| Scope 1 & 2 emissions (incl. verification) | C6.7 | | ✓ | X | X | X | | |
| | C6.7a | | ✓ | ✓ | X | X | | |
| | C6.10 | | ✓ | ✓ | ✓ | X | | |
| | Emissions Break down | | Scope 1 & 2 emissions (incl. verification) | C7.1 | ✓ | ✓ | X | X |
| C7.1a | | ✓ | | ✓ | X | X | | |
| C7.2 | | ✓ | | ✓ | X | X | | |
| C7.3 | | ✓ | | X | X | X | | |
| C7.3a | | ✓ | | ✓ | X | X | | |
| C7.3b | | ✓ | | ✓ | X | X | | |
| C7.3c | | ✓ | | ✓ | X | X | | |
| C7.5 | | ✓ | | ✓ | X | X | | |
| C7.6 | | ✓ | | X | X | X | | |
| C7.6a | | ✓ | | ✓ | X | X | | |
| C7.6b | | ✓ | | ✓ | X | X | | |
| C7.6c | | ✓ | | ✓ | X | X | | |
| C7.7 | | ✓ | | X | X | X | | |
| C7.7a | ✓ | X | X | X | | | | |
| C7.9 | ✓ | ✓ | X | X | | | | |
| C7.9a | ✓ | ✓ | ✓ | X | | | | |
| C7.9b | ✓ | ✓ | X | X | | | | |
| Energy | Energy | C8.1 | ✓ | ✓ | X | X | | |
| | | C8.2 | ✓ | X | X | X | | |
| | | C8.2a | ✓ | ✓ | ✓ | ✓ | | |
| | | C8.2b | ✓ | X | X | X | | |
| | | C8.2c | ✓ | ✓ | ✓ | ✓ | | |
| | | C8.2d | ✓ | ✓ | ✓ | ✓ | | |
| | | C8.2e | ✓ | ✓ | ✓ | ✓ | | |
| | | C8.2g | ✓ | ✓ | X | X | | |
| | | C8.2h | ✓ | ✓ | ✓ | ✓ | | |
| | | C8.2i | ✓ | ✓ | X | X | | |
| | | C8.2j | X | X | X | X | | |
| | | C8.2k | X | X | X | X | | |
| | | C8.2l | X | X | X | X | | |
| C8.2m | X | X | X | X | | | | |
| Additional metrics | Additional climate-related metrics (incl. verification) | C9.1 | X | X | X | X | | |
| | | C-RE9.6 | ✓ | X | ✓ | X | | |
| | Emissions reduction initiatives and low carbon products | C-RE9.6a | ✓ | ✓ | ✓ | ✓ | | |
| | | C-RE9.9 | ✓ | ✓ | X | X | | |
| | | C-RE9.9a | ✓ | ✓ | ✓ | X | | |
| | | C-RE9.10 | ✓ | ✓ | X | X | | |
| | | C-RE9.10a | ✓ | ✓ | ✓ | X | | |
| | | C-RE9.11 | ✓ | X | ✓ | X | | |

| Module | Scoring Category | Question Number | D | A | M | L |
|---|---|-----------------|---|---|---|---|
| Verification | Scope 1 & 2 emissions (incl. verification) | C10. 1 | ✓ | ✓ | ✓ | ✓ |
| | | C10. 1a | ✓ | x | ✓ | ✓ |
| | | C10. 1b | ✓ | x | ✓ | ✓ |
| | Scope 3 emissions (incl. verification) | C10. 1c | ✓ | x | ✓ | ✓ |
| | Scope 1 & 2 emissions (incl. verification) | C10. 2 | ✓ | ✓ | ✓ | x |
| | | C10. 2a | ✓ | ✓ | ✓ | x |
| Carbon pricing | Carbon pricing | C11. 1 | ✓ | x | x | x |
| | | C11. 1a | ✓ | x | x | x |
| | | C11. 1b | ✓ | ✓ | x | x |
| | | C11. 1c | ✓ | ✓ | x | x |
| | | C11. 1d | ✓ | ✓ | ✓ | x |
| | | C11. 2 | ✓ | x | x | x |
| | | C11. 2a | ✓ | ✓ | x | x |
| | | C11. 3 | ✓ | ✓ | ✓ | x |
| Engagement | Value chain engagement | C12. 1 | ✓ | ✓ | ✓ | x |
| | | C12. 1a | ✓ | ✓ | ✓ | ✓ |
| | | C12. 1b | ✓ | ✓ | ✓ | ✓ |
| | | C12. 1d | ✓ | x | x | x |
| | | C12. 1e | ✓ | x | ✓ | ✓ |
| | | C12. 2 | ✓ | ✓ | ✓ | x |
| | Public policy engagement and industry collaboration | C12. 2a | ✓ | ✓ | ✓ | ✓ |
| | | C12. 3 | ✓ | ✓ | ✓ | x |
| | | C12. 3a | ✓ | ✓ | ✓ | ✓ |
| | | C12. 3b | ✓ | ✓ | ✓ | ✓ |
| | Public policy engagement and industry collaboration | C12. 3c | ✓ | ✓ | ✓ | ✓ |
| Communications | | C12. 4 | ✓ | x | ✓ | ✓ |
| Public policy engagement and industry collaboration | C12. 5 | ✓ | ✓ | ✓ | x | |
| Biodiversity | Biodiversity | C15. 1 | x | x | x | x |
| | | C15. 2 | x | x | x | x |
| | | C15. 3 | x | x | x | x |
| | | C15. 4 | x | x | x | x |
| | | C15. 4a | x | x | x | x |
| | | C15. 5 | x | x | x | x |
| | | C15. 6 | x | x | x | x |
| | | C15. 7 | x | x | x | x |
| Sign off | Sign off | C16. 1 | ✓ | x | ✓ | ✓ |

| Category mapping key | |
|----------------------|-----------------------------------|
| ✓ | Question scored at this level |
| x | Question not scored at this level |
| Bold text | Sector specific questions |

CLIMATE CHANGE 2023: TRANSPORT (OEMS-EPM) SCORING METHODOLOGY CATEGORY WEIGHTINGS

This 'summary sheet' outlines the 2023 Climate Change scoring categories and the weightings that will be applied to these categories for companies responding to CDP's 2023 Transport (OEMS-EPM) Climate Change questionnaire. If your company is responding to a different sector specific or the general questionnaire, please refer to the summary sheet for that questionnaire. It is recommended that the 2023 scoring introduction document is read in advance of reading the weighting 'summary sheets'.

Scoring categories & weightings: an overview

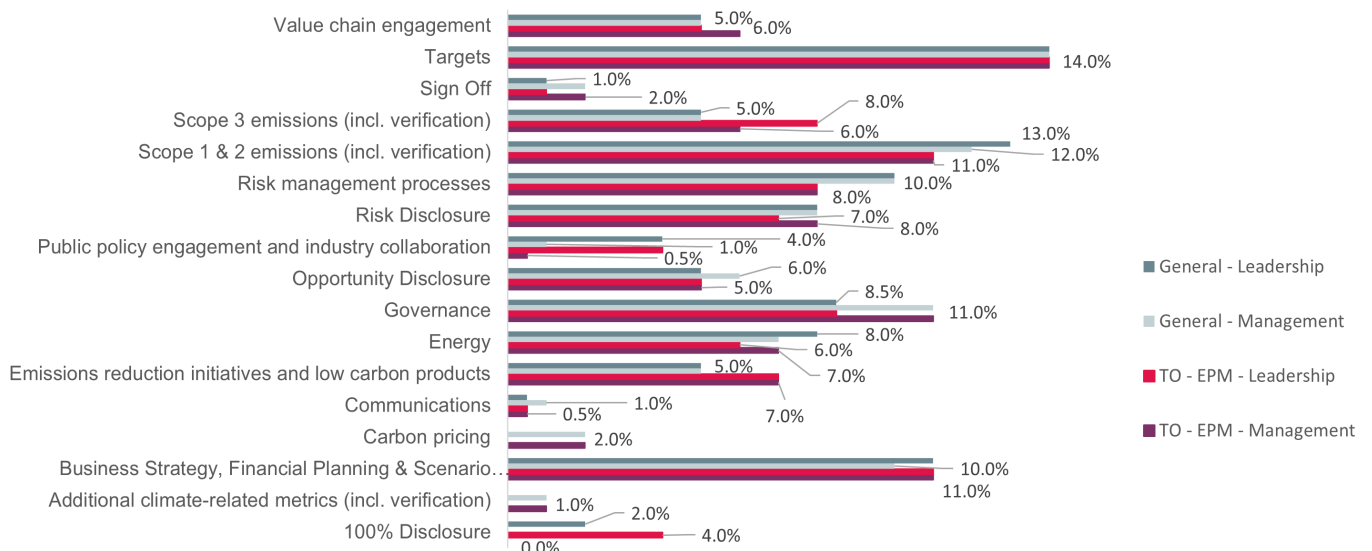
Scoring categories are groupings of questions by topic. They are sub-groups of the 2023 questionnaire modules and are consistent across all sectors. Weightings are applied to scoring categories at the Management and Leadership levels only. Weightings reflect the relative importance of each category in an organization's progression towards environmental stewardship, within the boundaries of the CDP questionnaire and available scoring criteria. As such, the weighting applied to each category varies across sectors to highlight the areas most important to environmental stewardship in specific sectors.

Transport (OEMS-EPM): Key Scoring Categories

The transport sector is a high emitting and high energy sector. CDP's original equipment manufacturers (OEMs) transport sector includes industrial producers of transportation vehicles across five transport modes: Aviation, Light Duty Vehicles (LDV), Heavy Duty Vehicles (HDV), Shipping, and Rail. The transport sector is responsible for almost a quarter of global energy-related emission, with total energy use for transport having doubled in the last 35 years. Activity based accounting of Scope 1 and 2, and Scope 3 emissions category 'use of sold products' are particularly important for transport manufacturer organizations. Data assumptions and calculation methods used for Scope 3 figures should also be central to organizations in this sector. Organizations in this sector should have climate change and a low carbon transition plan integrated into their business strategy. These should be implemented through emissions reduction initiatives and the production of, and investment in, low-carbon transportation technologies.

In 2023 we have a new question which asks about collaborative industry initiatives related to environmental issues. This has led to the renaming of an existing scoring category to Public policy engagement and industry collaboration.

Scoring categories and weightings: Transport (OEMS-EPM) Climate Change Methodology



The bar chart above shows the % weighting applied to each of the scoring categories at Management and Leadership levels for the general climate change 2023 scoring methodology

Transport (OEMS-EPM) scoring categories: Mapped to modules and questions

| Module | Scoring Category | Question Number | D | A | M | L |
|-------------------------|---|--|------|---|---|---|
| Introduction | 100% Disclosure points | C0.1 | X | X | X | ✓ |
| | Not scored | C0.2 | X | X | X | X |
| | | C0.3 | X | X | X | X |
| | | C0.4 | X | X | X | X |
| | | C0.5 | X | X | X | X |
| | | C0.8 | X | X | X | X |
| Governance | Governance | C1.1 | ✓ | ✓ | X | X |
| | | C1.1a | ✓ | ✓ | ✓ | X |
| | | C1.1b | ✓ | ✓ | ✓ | X |
| | | C1.1c | ✓ | ✓ | ✓ | ✓ |
| | | C1.1d | ✓ | ✓ | ✓ | X |
| | | C1.2 | ✓ | ✓ | ✓ | ✓ |
| | | C1.3 | ✓ | ✓ | ✓ | X |
| | | C1.3a | ✓ | ✓ | ✓ | ✓ |
| Risks and opportunities | Risk management processes | C2.1 | ✓ | ✓ | X | X |
| | | C2.1a | ✓ | ✓ | X | X |
| | | C2.1b | ✓ | X | ✓ | X |
| | | C2.2 | ✓ | ✓ | ✓ | ✓ |
| | | C2.2a | ✓ | ✓ | ✓ | ✓ |
| | | C2.2g | ✓ | ✓ | ✓ | ✓ |
| | Risk Disclosure | C2.3 | ✓ | X | ✓ | X |
| | | C2.3a | ✓ | ✓ | ✓ | ✓ |
| | Opportunity Disclosure | C2.3b | ✓ | ✓ | ✓ | ✓ |
| | | C2.4 | ✓ | X | ✓ | X |
| | C2.4a | ✓ | ✓ | ✓ | ✓ | |
| | C2.4b | ✓ | ✓ | ✓ | ✓ | |
| Business Strategy | Business Strategy, Financial Planning & Scenario Analysis | C3.1 | ✓ | ✓ | ✓ | ✓ |
| | | C3.2 | ✓ | ✓ | ✓ | ✓ |
| | | C3.2a | ✓ | ✓ | ✓ | ✓ |
| | | C3.2b | ✓ | ✓ | ✓ | X |
| | | C3.3 | ✓ | ✓ | ✓ | ✓ |
| | | C3.4 | ✓ | ✓ | X | X |
| | | C3.5 | ✓ | X | ✓ | X |
| | | C3.5a | ✓ | X | X | X |
| | | C3.5b | X | X | X | X |
| C3.5c | X | X | X | X | | |
| Targets and Performance | Targets | C4.1 | ✓ | ✓ | ✓ | ✓ |
| | | C4.1a | ✓ | ✓ | ✓ | ✓ |
| | | C4.1b | ✓ | ✓ | ✓ | ✓ |
| | | C4.1c | ✓ | ✓ | ✓ | ✓ |
| | | C4.2 | ✓ | X | ✓ | ✓ |
| | | C4.2a | ✓ | ✓ | ✓ | X |
| | | C4.2b | ✓ | ✓ | ✓ | X |
| | | C4.2c | ✓ | ✓ | ✓ | ✓ |
| | | Emissions reductions Initiatives and low carbon products | C4.3 | ✓ | ✓ | ✓ |
| | C4.3a | | ✓ | ✓ | ✓ | ✓ |
| | C4.3b | | ✓ | ✓ | ✓ | X |
| | C4.3c | | ✓ | X | X | X |
| | C4.3d | | ✓ | X | ✓ | ✓ |
| | C4.5 | | ✓ | X | ✓ | X |
| | C4.5a | ✓ | ✓ | ✓ | X | |

| Module | Scoring Category | Question Number | D | A | M | L |
|----------------------|--|-----------------|---|---|---|---|
| Emission Methodology | Scope 1 & 2 emissions (incl. verification) | C5.1 | ✓ | X | X | X |
| | | C5.1a | ✓ | X | X | X |
| | | C5.1b | ✓ | X | X | X |
| | | C5.1c | ✓ | ✓ | ✓ | X |
| | | C5.2 | ✓ | ✓ | X | X |
| | | C5.3 | ✓ | X | X | X |
| | | C6.1 | ✓ | ✓ | X | X |
| | | C6.2 | ✓ | ✓ | X | X |
| | | C6.3 | ✓ | ✓ | X | X |
| | | C6.4 | ✓ | X | X | X |
| Emissions data | Scope 3 emissions (incl. verification) | C6.4a | ✓ | ✓ | ✓ | X |
| | | C6.5 | ✓ | ✓ | ✓ | ✓ |
| | | C6.5a | X | X | X | X |
| | | C6.7 | ✓ | X | X | X |
| | Scope 1 & 2 emissions (incl. verification) | C6.7a | ✓ | ✓ | X | X |
| | | C6.10 | ✓ | ✓ | ✓ | X |
| Emissions Break down | Scope 1 & 2 emissions (incl. verification) | C7.1 | ✓ | ✓ | X | X |
| | | C7.1a | ✓ | ✓ | X | X |
| | | C7.2 | ✓ | ✓ | X | X |
| | | C7.3 | ✓ | X | X | X |
| | | C7.3a | ✓ | ✓ | X | X |
| | | C7.3b | ✓ | ✓ | X | X |
| | | C7.3c | ✓ | ✓ | X | X |
| | | C7.5 | ✓ | ✓ | X | X |
| | | C7.6 | ✓ | X | X | X |
| | | C7.6a | ✓ | ✓ | X | X |
| | | C7.6b | ✓ | ✓ | X | X |
| | | C7.6c | ✓ | ✓ | X | X |
| | | C7.7 | ✓ | X | X | X |
| | | C7.7a | ✓ | X | X | X |
| | | C7.9 | ✓ | ✓ | X | X |
| C7.9a | ✓ | ✓ | ✓ | X | | |
| C7.9b | ✓ | ✓ | X | X | | |
| Energy | Energy | C8.1 | ✓ | ✓ | X | X |
| | | C8.2 | ✓ | X | X | X |
| | | C8.2a | ✓ | ✓ | ✓ | ✓ |
| | | C8.2b | ✓ | X | X | X |
| | | C8.2c | ✓ | ✓ | ✓ | ✓ |
| | | C8.2d | ✓ | ✓ | ✓ | ✓ |
| | | C8.2e | ✓ | ✓ | ✓ | ✓ |
| | | C8.2g | ✓ | ✓ | X | X |
| | | C8.2h | ✓ | ✓ | ✓ | ✓ |
| | | C8.2i | ✓ | ✓ | X | X |
| | | C8.2j | X | X | X | X |
| | | C8.2k | X | X | X | X |
| | | C8.2l | X | X | X | X |
| | | C8.2m | X | X | X | X |
| Additional metrics | Additional climate-related metrics (incl. verification) | C9.1 | X | X | X | X |
| | | C-T09.6 | ✓ | X | ✓ | X |
| | Emissions reductions Initiatives and low carbon products | C-T09.6a | ✓ | ✓ | ✓ | ✓ |

| Module | Scoring Category | Question Number | D | A | M | L |
|---|---|---|--------|---|---|---|
| Verification | Scope 1 & 2 emissions (incl. verification) | C10. 1 | ✓ | ✓ | ✓ | ✓ |
| | | C10. 1a | ✓ | x | ✓ | ✓ |
| | | C10. 1b | ✓ | x | ✓ | ✓ |
| | Scope 3 emissions (incl. verification) | C10. 1c | ✓ | x | ✓ | ✓ |
| | | Additional climate-related metrics (incl. verification) | C10. 2 | ✓ | ✓ | ✓ |
| | C10. 2a | | ✓ | ✓ | ✓ | x |
| Carbon pricing | Carbon pricing | C11. 1 | ✓ | x | x | x |
| | | C11. 1a | ✓ | x | x | x |
| | | C11. 1b | ✓ | ✓ | x | x |
| | | C11. 1c | ✓ | ✓ | x | x |
| | | C11. 1d | ✓ | ✓ | ✓ | x |
| | | C11. 2 | ✓ | x | x | x |
| | | C11. 2a | ✓ | ✓ | x | x |
| | | C11. 3 | ✓ | ✓ | ✓ | x |
| | | C11. 3a | ✓ | ✓ | ✓ | x |
| Engagement | Value chain engagement | C12. 1 | ✓ | ✓ | ✓ | x |
| | | C12. 1a | ✓ | ✓ | ✓ | ✓ |
| | | C12. 1b | ✓ | ✓ | ✓ | ✓ |
| | | C12. 1d | ✓ | x | x | x |
| | | C12. 1e | ✓ | x | ✓ | ✓ |
| | | C12. 2 | ✓ | ✓ | ✓ | x |
| | | C12. 2a | ✓ | ✓ | ✓ | ✓ |
| | Public policy engagement and industry collaboration | C12. 3 | ✓ | ✓ | ✓ | x |
| | | C12. 3a | ✓ | ✓ | ✓ | ✓ |
| | | C12. 3b | ✓ | ✓ | ✓ | ✓ |
| | Communications | C12. 3c | ✓ | ✓ | ✓ | ✓ |
| | | C12. 4 | ✓ | x | ✓ | ✓ |
| Public policy engagement and industry collaboration | C12. 5 | ✓ | ✓ | ✓ | x | |
| Bio diversity | Bio diversity | C15. 1 | x | x | x | x |
| | | C15. 2 | x | x | x | x |
| | | C15. 3 | x | x | x | x |
| | | C15. 4 | x | x | x | x |
| | | C15. 4a | x | x | x | x |
| | | C15. 5 | x | x | x | x |
| | | C15. 6 | x | x | x | x |
| | | C15. 7 | x | x | x | x |
| Sign off | Sign off | C16. 1 | ✓ | x | ✓ | ✓ |

| Category mapping key | |
|----------------------|-----------------------------------|
| ✓ | Question scored at this level |
| x | Question not scored at this level |
| Bold text | Sector specific questions |

CLIMATE CHANGE 2023: TRANSPORT (OEMS) SCORING METHODOLOGY CATEGORY WEIGHTINGS

This 'summary sheet' outlines the 2023 Climate Change scoring categories and the weightings that will be applied to these categories for companies responding to CDP's 2023 Transport (OEMS) Climate Change questionnaire. If your company is responding to a different sector specific or the general questionnaire, please refer to the summary sheet for that questionnaire. It is recommended that the 2023 scoring introduction document is read in advance of reading the weighting 'summary sheets'.

Scoring categories & weightings: an overview

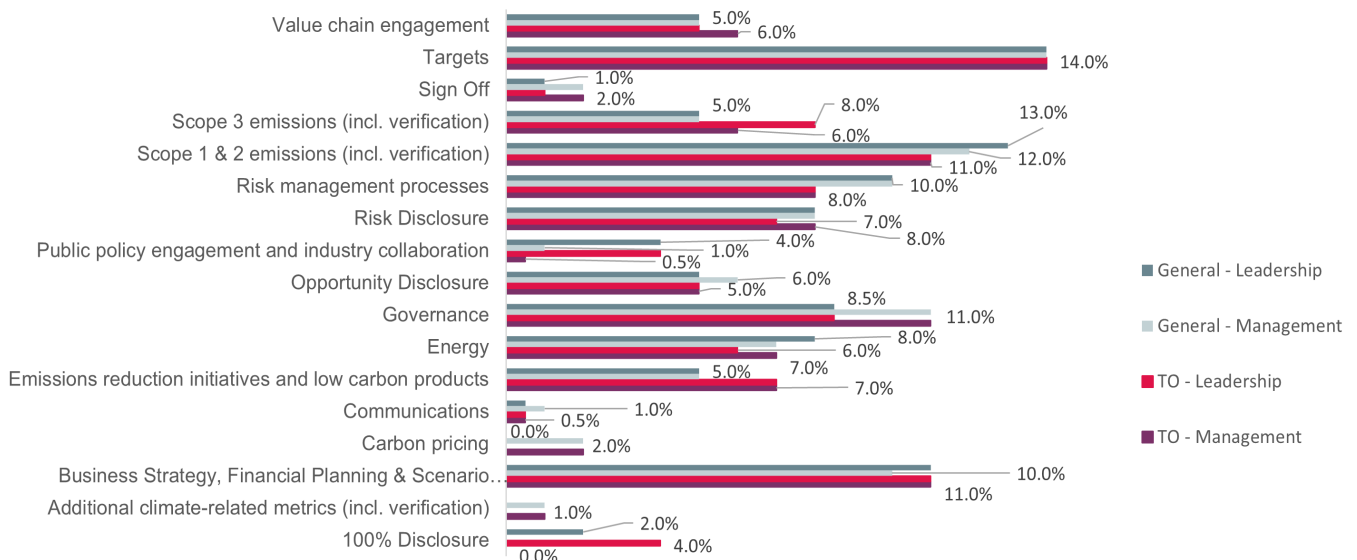
Scoring categories are groupings of questions by topic. They are sub-groups of the 2023 questionnaire modules and are consistent across all sectors. Weightings are applied to scoring categories at the Management and Leadership levels only. Weightings reflect the relative importance of each category in an organization's progression towards environmental stewardship, within the boundaries of the CDP questionnaire and available scoring criteria. As such, the weighting applied to each category varies across sectors to highlight the areas most important to environmental stewardship in specific sectors.

Transport (OEMS): Key Scoring Categories

The transport sector is a high emitting and high energy sector. CDP's original equipment manufacturers (OEMs) transport sector includes industrial producers of transportation vehicles across five transport modes: Aviation, Light Duty Vehicles (LDV), Heavy Duty Vehicles (HDV), Shipping, and Rail. The transport sector is responsible for almost a quarter of global energy-related emission, with total energy use for transport having doubled in the last 35 years. Activity based accounting of Scope 1 and 2, and Scope 3 emissions category 'use of sold products' are particularly important for transport manufacturer organizations. Data assumptions and calculation methods used for Scope 3 figures should also be central to organizations in this sector. Organizations in this sector should have climate change and a low carbon transition plan integrated into their business strategy. These should be implemented through emissions reduction initiatives and the production of, and investment in, low-carbon transportation technologies.

In 2023 we have a new question which asks about collaborative industry initiatives related to environmental issues. This has led to the renaming of an existing scoring category to Public policy engagement and industry collaboration.

Scoring categories and weightings: Transport (OEMS) Climate Change Methodology



The bar chart above shows the % weighting applied to each of the scoring categories at Management and Leadership levels for the general climate change 2023 scoring methodology

Transport (OEMS) scoring categories: Mapped to modules and questions

| Module | Scoring Category | Question Number | D | A | M | L |
|-------------------------|---|-----------------|---|---|---|---|
| Introduction | 100% Disclosure points | C0.1 | X | X | X | ✓ |
| | Not scored | C0.2 | X | X | X | X |
| | | C0.3 | X | X | X | X |
| | | C0.4 | X | X | X | X |
| | | C0.5 | X | X | X | X |
| | | C-TO0.7 | X | X | X | X |
| | | C0.8 | X | X | X | X |
| Governance | Governance | C1.1 | ✓ | ✓ | X | X |
| | | C1.1a | ✓ | ✓ | ✓ | X |
| | | C1.1b | ✓ | ✓ | ✓ | X |
| | | C1.1c | ✓ | ✓ | ✓ | ✓ |
| | | C1.1d | ✓ | ✓ | ✓ | X |
| | | C1.2 | ✓ | ✓ | ✓ | ✓ |
| | | C1.3 | ✓ | ✓ | ✓ | X |
| | | C1.3a | ✓ | ✓ | ✓ | ✓ |
| Risks and opportunities | Risk management processes | C2.1 | ✓ | ✓ | X | X |
| | | C2.1a | ✓ | ✓ | X | X |
| | | C2.1b | ✓ | X | ✓ | X |
| | | C2.2 | ✓ | ✓ | ✓ | ✓ |
| | | C2.2a | ✓ | ✓ | ✓ | ✓ |
| | | C2.2g | ✓ | ✓ | ✓ | ✓ |
| | Risk Disclosure | C2.3 | ✓ | X | ✓ | X |
| | | C2.3a | ✓ | ✓ | ✓ | ✓ |
| | Opportunity Disclosure | C2.3b | ✓ | ✓ | ✓ | ✓ |
| | | C2.4 | ✓ | X | ✓ | X |
| C2.4a | ✓ | ✓ | ✓ | ✓ | | |
| C2.4b | ✓ | ✓ | ✓ | ✓ | | |
| Business Strategy | Business Strategy, Financial Planning & Scenario Analysis | C3.1 | ✓ | ✓ | ✓ | ✓ |
| | | C3.2 | ✓ | ✓ | ✓ | ✓ |
| | | C3.2a | ✓ | ✓ | ✓ | ✓ |
| | | C3.2b | ✓ | ✓ | ✓ | X |
| | | C3.3 | ✓ | ✓ | ✓ | ✓ |
| | | C3.4 | ✓ | ✓ | X | X |
| | | C3.5 | ✓ | X | ✓ | X |
| | | C3.5a | ✓ | X | X | X |
| | | C3.5b | X | X | X | X |
| C3.5c | X | X | X | X | | |
| Targets and Performance | Targets | C4.1 | ✓ | ✓ | ✓ | ✓ |
| | | C4.1a | ✓ | ✓ | ✓ | ✓ |
| | | C4.1b | ✓ | ✓ | ✓ | ✓ |
| | | C4.1c | ✓ | ✓ | ✓ | ✓ |
| | | C4.2 | ✓ | X | ✓ | ✓ |
| | | C4.2a | ✓ | ✓ | ✓ | X |
| | | C4.2b | ✓ | ✓ | ✓ | X |
| | | C4.2c | ✓ | ✓ | ✓ | ✓ |
| | Emissions reductions Initiatives and low carbon products | C4.3 | ✓ | ✓ | ✓ | X |
| | | C4.3a | ✓ | ✓ | ✓ | ✓ |
| | | C4.3b | ✓ | ✓ | ✓ | X |
| | | C4.3c | ✓ | X | X | X |
| | | C4.3d | ✓ | X | ✓ | ✓ |
| | | C4.5 | ✓ | X | ✓ | X |
| C4.5a | ✓ | ✓ | ✓ | X | | |

| Module | Scoring Category | Question Number | D | A | M | L | | |
|----------------------|--|-----------------|--------|---------|---|---|---|---|
| Emission Methodology | Scope 1 & 2 emissions (incl. verification) | C5.1 | ✓ | X | X | X | | |
| | | C5.1a | ✓ | X | X | X | | |
| | | C5.1b | ✓ | X | X | X | | |
| | | C5.1c | ✓ | ✓ | ✓ | X | | |
| | | C5.2 | ✓ | ✓ | X | X | | |
| | | C5.3 | ✓ | X | X | X | | |
| | | C6.1 | ✓ | ✓ | X | X | | |
| | | C6.2 | ✓ | ✓ | X | X | | |
| | | C6.3 | ✓ | ✓ | X | X | | |
| | | C6.4 | ✓ | X | X | X | | |
| Emissions data | Scope 3 emissions (incl. verification) | C6.4a | ✓ | ✓ | ✓ | X | | |
| | | C6.5 | ✓ | ✓ | ✓ | ✓ | | |
| | | C6.5a | X | X | X | X | | |
| | | C6.7 | ✓ | X | X | X | | |
| | | C6.7a | ✓ | ✓ | X | X | | |
| | Scope 1 & 2 emissions (incl. verification) | C6.10 | ✓ | ✓ | ✓ | X | | |
| | | C7.1 | ✓ | ✓ | X | X | | |
| | | C7.1a | ✓ | ✓ | X | X | | |
| | | C7.2 | ✓ | ✓ | X | X | | |
| | | C7.3 | ✓ | X | X | X | | |
| Emissions Break down | Scope 1 & 2 emissions (incl. verification) | C7.3a | ✓ | ✓ | X | X | | |
| | | C7.3b | ✓ | ✓ | X | X | | |
| | | C7.3c | ✓ | ✓ | X | X | | |
| | | C-TO7.4 | ✓ | X | X | X | | |
| | | C7.5 | ✓ | ✓ | X | X | | |
| | | C7.6 | ✓ | X | X | X | | |
| | | C7.6a | ✓ | ✓ | X | X | | |
| | | C7.6b | ✓ | ✓ | X | X | | |
| | | C7.6c | ✓ | ✓ | X | X | | |
| | | C7.7 | ✓ | X | X | X | | |
| | | C7.7a | ✓ | X | X | X | | |
| | | C-TO7.7 | ✓ | X | X | X | | |
| | | C-TO7.8 | ✓ | ✓ | X | X | | |
| | | C7.9 | ✓ | ✓ | X | X | | |
| | | C7.9a | ✓ | ✓ | ✓ | X | | |
| | | C7.9b | ✓ | ✓ | X | X | | |
| | | Energy | Energy | C8.1 | ✓ | ✓ | X | X |
| C8.2 | ✓ | | | X | X | X | | |
| C8.2a | ✓ | | | ✓ | ✓ | ✓ | | |
| C8.2b | ✓ | | | X | X | X | | |
| C8.2c | ✓ | | | ✓ | ✓ | ✓ | | |
| C8.2d | ✓ | | | ✓ | ✓ | ✓ | | |
| C8.2e | ✓ | | | ✓ | ✓ | ✓ | | |
| C8.2g | ✓ | | | ✓ | X | X | | |
| C8.2h | ✓ | | | ✓ | ✓ | ✓ | | |
| C8.2i | ✓ | | | ✓ | X | X | | |
| C8.2j | X | | | X | X | X | | |
| C8.2k | X | | | X | X | X | | |
| C8.2l | X | | | X | X | X | | |
| C8.2m | X | | | X | X | X | | |
| C-TO8.5 | ✓ | | | ✓ | X | X | | |
| Additional metrics | Additional climate-related metrics (incl. verification) | | | C9.1 | X | X | X | X |
| | | | | C-TO9.3 | ✓ | ✓ | X | X |
| | Emissions reductions Initiatives and low carbon products | C-TO9.6 | ✓ | X | ✓ | X | | |
| | | C-TO9.6a | ✓ | ✓ | ✓ | ✓ | | |

| Module | Scoring Category | Question Number | D | A | M | L | |
|---|---|---|---------|---|---|---|---|
| Verification | Scope 1 & 2 emissions (incl. verification) | C10. 1 | ✓ | ✓ | ✓ | ✓ | |
| | | C10. 1a | ✓ | x | ✓ | ✓ | |
| | | C10. 1b | ✓ | x | ✓ | ✓ | |
| | Scope 3 emissions (incl. verification) | C10. 1c | ✓ | x | ✓ | ✓ | |
| | | Additional climate-related metrics (incl. verification) | C10. 2 | ✓ | ✓ | ✓ | x |
| | | | C10. 2a | ✓ | ✓ | ✓ | x |
| Carbon pricing | Carbon pricing | C11. 1 | ✓ | x | x | x | |
| | | C11. 1a | ✓ | x | x | x | |
| | | C11. 1b | ✓ | ✓ | x | x | |
| | | C11. 1c | ✓ | ✓ | x | x | |
| | | C11. 1d | ✓ | ✓ | ✓ | x | |
| | | C11. 2 | ✓ | x | x | x | |
| | | C11. 2a | ✓ | ✓ | x | x | |
| | | C11. 3 | ✓ | ✓ | ✓ | x | |
| | | C11. 3a | ✓ | ✓ | ✓ | x | |
| Engagement | Value chain engagement | C12. 1 | ✓ | ✓ | ✓ | x | |
| | | C12. 1a | ✓ | ✓ | ✓ | ✓ | |
| | | C12. 1b | ✓ | ✓ | ✓ | ✓ | |
| | | C12. 1d | ✓ | x | x | x | |
| | | C12. 1e | ✓ | x | ✓ | ✓ | |
| | | C12. 2 | ✓ | ✓ | ✓ | x | |
| | | C12. 2a | ✓ | ✓ | ✓ | ✓ | |
| | Public policy engagement and industry collaboration | C12. 3 | ✓ | ✓ | ✓ | x | |
| | | C12. 3a | ✓ | ✓ | ✓ | ✓ | |
| | | C12. 3b | ✓ | ✓ | ✓ | ✓ | |
| | Communications | C12. 3c | ✓ | ✓ | ✓ | ✓ | |
| | | C12. 4 | ✓ | x | ✓ | ✓ | |
| Public policy engagement and industry collaboration | C12. 5 | ✓ | ✓ | ✓ | x | | |
| Biodiversity | Biodiversity | C15. 1 | x | x | x | x | |
| | | C15. 2 | x | x | x | x | |
| | | C15. 3 | x | x | x | x | |
| | | C15. 4 | x | x | x | x | |
| | | C15. 4a | x | x | x | x | |
| | | C15. 5 | x | x | x | x | |
| | | C15. 6 | x | x | x | x | |
| | | C15. 7 | x | x | x | x | |
| Sign off | Sign off | C16. 1 | ✓ | x | ✓ | ✓ | |

| Category mapping key | |
|----------------------|-----------------------------------|
| ✓ | Question scored at this level |
| x | Question not scored at this level |
| Bold text | Sector specific questions |

CLIMATE CHANGE 2023: TRANSPORT SERVICES SCORING METHODOLOGY CATEGORY WEIGHTINGS

This 'summary sheet' outlines the 2023 Climate Change scoring categories and the weightings that will be applied to these categories for companies responding to CDP's 2023 Transport Services Climate Change questionnaire. If your company is responding to a different sector specific or the general questionnaire, please refer to the summary sheet for that questionnaire. It is recommended that the 2023 scoring introduction document is read in advance of reading the weighting 'summary sheets'.

Scoring categories & weightings: an overview

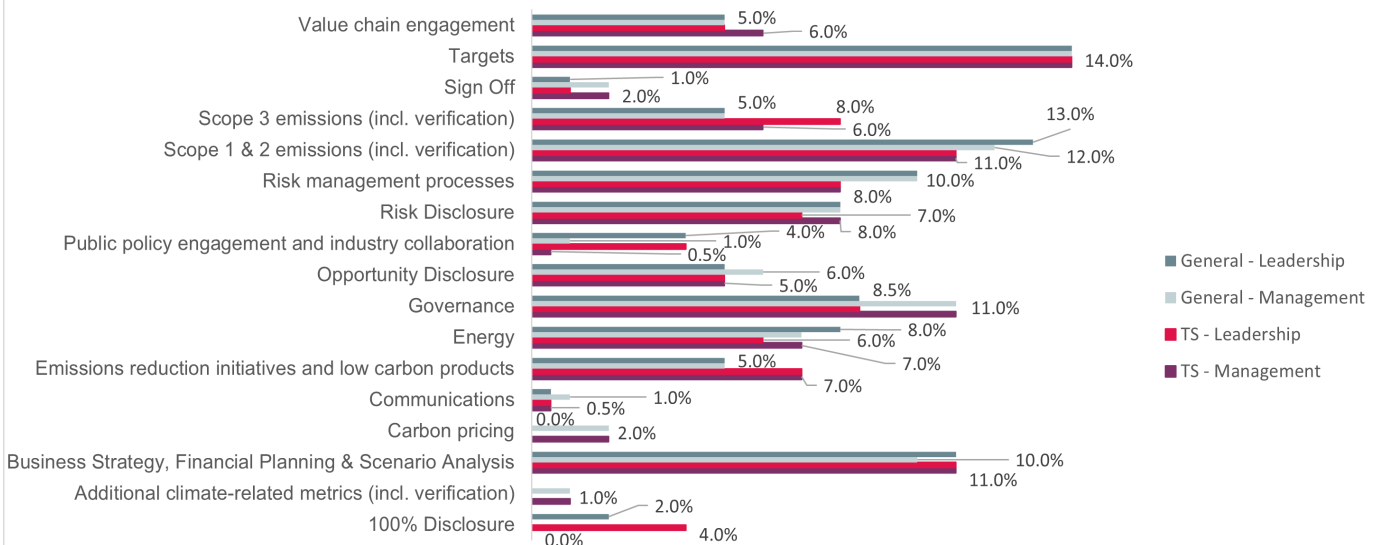
Scoring categories are groupings of questions by topic. They are sub-groups of the 2023 questionnaire modules and are consistent across all sectors. Weightings are applied to scoring categories at the Management and Leadership levels only. Weightings reflect the relative importance of each category in an organization's progression towards environmental stewardship, within the boundaries of the CDP questionnaire and available scoring criteria. As such, the weighting applied to each category varies across sectors to highlight the areas most important to environmental stewardship in specific sectors.

Transport Services: Key Scoring Categories

The transport sector is a high emitting and high energy sector. The CDP's transport services questionnaire relates to the transport of either passengers or freight by one of five transport modes: Aviation, Light Duty Vehicles (LDV), Heavy Duty Vehicles (HDV), Shipping, and Rail. The transport sector is responsible for almost a quarter of global energy-related emission, with total energy use for transport having doubled in the last 35 years. Activity-based accounting of emissions intensities in Scope 1, Scope 2, and Scope 3 emissions category 4 'upstream emissions from transportation' are particularly important for transport services organizations. Organizations in this sector should have climate change and a low carbon transition plan integrated into their business strategy, implemented through emissions reduction initiatives and value chain engagement for the adoption of low-carbon transportation technologies across the fleet. Environmental stewards in this sector will use scenario analysis to inform their business strategy.

In 2023 we have a new question which asks about collaborative industry initiatives related to environmental issues. This has led to the renaming of an existing scoring category to Public policy engagement and industry collaboration.

Scoring categories and weightings: Transport Services Climate Change Methodology



The bar chart above shows the % weighting applied to each of the scoring categories at Management and Leadership levels for the general climate change 2023 scoring methodology

Transport Services scoring categories: Mapped to modules and questions

| Module | Scoring Category | Question Number | D | A | M | L | |
|-------------------------|---|--|-------|---|---|---|---|
| Introduction | 100% Disclosure points | C0.1 | X | X | X | ✓ | |
| | Not scored | C0.2 | X | X | X | X | |
| | | C0.3 | X | X | X | X | |
| | | C0.4 | X | X | X | X | |
| | | C0.5 | X | X | X | X | |
| | | C-TS0.7 | X | X | X | X | |
| | | C0.8 | X | X | X | X | |
| Governance | Governance | C1.1 | ✓ | ✓ | X | X | |
| | | C1.1a | ✓ | ✓ | ✓ | X | |
| | | C1.1b | ✓ | ✓ | ✓ | X | |
| | | C1.1c | ✓ | ✓ | ✓ | ✓ | |
| | | C1.1d | ✓ | ✓ | ✓ | X | |
| | | C1.2 | ✓ | ✓ | ✓ | ✓ | |
| | | C1.3 | ✓ | ✓ | ✓ | X | |
| | | C1.3a | ✓ | ✓ | ✓ | ✓ | |
| Risks and opportunities | Risk management processes | C2.1 | ✓ | ✓ | X | X | |
| | | C2.1a | ✓ | ✓ | X | X | |
| | | C2.1b | ✓ | X | ✓ | X | |
| | | C2.2 | ✓ | ✓ | ✓ | ✓ | |
| | | C2.2a | ✓ | ✓ | ✓ | ✓ | |
| | Risk Disclosure | C2.3 | ✓ | X | ✓ | X | |
| | | C2.3a | ✓ | ✓ | ✓ | ✓ | |
| | | C2.3b | ✓ | ✓ | ✓ | ✓ | |
| | Opportunity Disclosure | C2.4 | ✓ | X | ✓ | X | |
| | | C2.4a | ✓ | ✓ | ✓ | ✓ | |
| C2.4b | ✓ | ✓ | ✓ | ✓ | | | |
| Business Strategy | Business Strategy, Financial Planning & Scenario Analysis | C3.1 | ✓ | ✓ | ✓ | ✓ | |
| | | C3.2 | ✓ | ✓ | ✓ | ✓ | |
| | | C3.2a | ✓ | ✓ | ✓ | ✓ | |
| | | C3.2b | ✓ | ✓ | ✓ | X | |
| | | C3.3 | ✓ | ✓ | ✓ | ✓ | |
| | | C3.4 | ✓ | ✓ | X | X | |
| | | C3.5 | ✓ | X | ✓ | X | |
| | | C3.5a | ✓ | X | X | X | |
| | | C3.5b | X | X | X | X | |
| | | C3.5c | X | X | X | X | |
| Targets and Performance | Targets | C4.1 | ✓ | ✓ | ✓ | ✓ | |
| | | C4.1a | ✓ | ✓ | ✓ | ✓ | |
| | | C4.1b | ✓ | ✓ | ✓ | ✓ | |
| | | C4.1c | ✓ | ✓ | ✓ | ✓ | |
| | | C4.2 | ✓ | X | ✓ | ✓ | |
| | | C4.2a | ✓ | ✓ | ✓ | X | |
| | | C4.2b | ✓ | ✓ | ✓ | X | |
| | | C4.2c | ✓ | ✓ | ✓ | ✓ | |
| | Emissions reductions Initiatives and low carbon products | C4.3 | ✓ | ✓ | ✓ | X | |
| | | C4.3a | ✓ | ✓ | ✓ | ✓ | |
| | | C4.3b | ✓ | ✓ | ✓ | X | |
| | | C4.3c | ✓ | X | X | X | |
| | | C4.3d | ✓ | X | ✓ | ✓ | |
| | | C4.5 | ✓ | X | ✓ | X | |
| C4.5a | ✓ | ✓ | ✓ | X | | | |
| Emission Methodology | Scope 1 & 2 emissions (incl. verification) | C5.1 | ✓ | X | X | X | |
| | | C5.1a | ✓ | X | X | X | |
| | | C5.1b | ✓ | X | X | X | |
| | | C5.1c | ✓ | ✓ | ✓ | X | |
| | | C5.2 | ✓ | ✓ | ✓ | X | |
| | | C5.3 | ✓ | X | X | X | |
| | | C6.1 | ✓ | ✓ | ✓ | X | |
| | | C6.2 | ✓ | ✓ | ✓ | X | |
| | | C6.3 | ✓ | ✓ | ✓ | X | |
| | | C6.4 | ✓ | X | X | X | |
| Emissions data | Scope 3 emissions (incl. verification) | C6.4a | ✓ | ✓ | ✓ | X | |
| | | C6.5 | ✓ | ✓ | ✓ | ✓ | |
| | | C6.5a | X | X | X | X | |
| | | C6.7 | ✓ | X | X | X | |
| | Scope 1 & 2 emissions (incl. verification) | C6.7a | ✓ | ✓ | X | X | |
| | | C6.10 | ✓ | ✓ | ✓ | X | |
| | | C-TS6.15 | ✓ | ✓ | ✓ | ✓ | |
| | Additional climate-related metrics (incl. verification) | | | | | | |
| | Emissions Break down | Scope 1 & 2 emissions (incl. verification) | C7.1 | ✓ | ✓ | X | X |
| | | | C7.1a | ✓ | ✓ | X | X |
| C7.2 | | | ✓ | ✓ | X | X | |
| C7.3 | | | ✓ | X | X | X | |
| C7.3a | | | ✓ | ✓ | X | X | |
| C7.3b | | | ✓ | ✓ | X | X | |
| C7.3c | | | ✓ | ✓ | X | X | |
| C-TS7.4 | | | ✓ | X | X | X | |
| C7.5 | | | ✓ | ✓ | X | X | |
| C7.6 | | | ✓ | X | X | X | |
| C7.6a | | | ✓ | ✓ | X | X | |
| C7.6b | | | ✓ | ✓ | X | X | |
| C7.6c | | | ✓ | ✓ | X | X | |
| C7.7 | | | ✓ | X | X | X | |
| C7.7a | | | ✓ | X | X | X | |
| C-TS7.7 | ✓ | X | X | X | | | |
| C7.9 | ✓ | ✓ | X | X | | | |
| C7.9a | ✓ | ✓ | ✓ | X | | | |
| C7.9b | ✓ | ✓ | X | X | | | |
| Energy | Energy | C8.1 | ✓ | ✓ | X | X | |
| | | C8.2 | ✓ | X | X | X | |
| | | C8.2a | ✓ | ✓ | ✓ | ✓ | |
| | | C8.2b | ✓ | X | X | X | |
| | | C8.2c | ✓ | ✓ | ✓ | ✓ | |
| | | C8.2d | ✓ | ✓ | ✓ | ✓ | |
| | | C8.2e | ✓ | ✓ | ✓ | ✓ | |
| | | C-TS8.2f | ✓ | ✓ | X | X | |
| | | C8.2g | ✓ | ✓ | X | X | |
| | | C8.2h | ✓ | ✓ | ✓ | ✓ | |
| | | C8.2i | ✓ | ✓ | X | X | |
| | | C8.2j | X | X | X | X | |
| | | C8.2k | X | X | X | X | |
| | | C8.2l | X | X | X | X | |
| | | C8.2m | X | X | X | X | |
| C-TS8.5 | ✓ | ✓ | X | X | | | |
| Additional metrics | Additional climate-related metrics (incl. verification) | C9.1 | X | X | X | X | |
| | Emissions reductions Initiatives and low carbon products | C-TS9.3 | ✓ | ✓ | X | X | |
| | | C-TS9.6 | ✓ | X | ✓ | X | |
| | | C-TS9.6a | ✓ | ✓ | ✓ | ✓ | |

| Module | Scoring Category | Question Number | D | A | M | L |
|---|---|-----------------|---|---|---|---|
| Verification | Scope 1 & 2 emissions (incl. verification) | C10.1 | ✓ | ✓ | ✓ | ✓ |
| | | C10.1a | ✓ | X | ✓ | ✓ |
| | | C10.1b | ✓ | X | ✓ | ✓ |
| | Scope 3 emissions (incl. verification) | C10.1c | ✓ | X | ✓ | ✓ |
| | | C10.2 | ✓ | ✓ | ✓ | X |
| | Additional climate-related metrics (incl. verification) | C10.2a | ✓ | ✓ | ✓ | X |
| Carbon pricing | Carbon pricing | C11.1 | ✓ | X | X | X |
| | | C11.1a | ✓ | X | X | X |
| | | C11.1b | ✓ | ✓ | X | X |
| | | C11.1c | ✓ | ✓ | X | X |
| | | C11.1d | ✓ | ✓ | ✓ | X |
| | | C11.2 | ✓ | X | X | X |
| | | C11.2a | ✓ | ✓ | X | X |
| | | C11.3 | ✓ | ✓ | ✓ | X |
| | | C11.3a | ✓ | ✓ | ✓ | X |
| Engagement | Value chain engagement | C12.1 | ✓ | ✓ | ✓ | X |
| | | C12.1a | ✓ | ✓ | ✓ | ✓ |
| | | C12.1b | ✓ | ✓ | ✓ | ✓ |
| | | C12.1d | ✓ | X | X | X |
| | | C12.1e | ✓ | X | ✓ | ✓ |
| | | C12.2 | ✓ | ✓ | ✓ | X |
| | | C12.2a | ✓ | ✓ | ✓ | ✓ |
| | Public policy engagement and industry collaboration | C12.3 | ✓ | ✓ | ✓ | X |
| | | C12.3a | ✓ | ✓ | ✓ | ✓ |
| | | C12.3b | ✓ | ✓ | ✓ | ✓ |
| | Communications | C12.3c | ✓ | ✓ | ✓ | ✓ |
| | | C12.4 | ✓ | X | ✓ | ✓ |
| Public policy engagement and industry collaboration | C12.5 | ✓ | ✓ | ✓ | X | |
| Biodiversity | Biodiversity | C15.1 | X | X | X | X |
| | | C15.2 | X | X | X | X |
| | | C15.3 | X | X | X | X |
| | | C15.4 | X | X | X | X |
| | | C15.4a | X | X | X | X |
| | | C15.5 | X | X | X | X |
| | | C15.6 | X | X | X | X |
| | | C15.7 | X | X | X | X |
| Sign off | Sign off | C16.1 | ✓ | X | ✓ | ✓ |

| Category mapping key | |
|----------------------|-----------------------------------|
| ✓ | Question scored at this level |
| X | Question not scored at this level |
| Bold text | Sector specific questions |

CLIMATE CHANGE 2023: MINIMUM TIER SCORING METHODOLOGY CATEGORY WEIGHTINGS

This 'summary sheet' outlines the 2023 Climate Change scoring categories and the weightings that will be applied to these categories for companies responding to CDP's 2023 General Climate Change questionnaire. If your company is responding to a different sector specific or the general questionnaire, please refer to the summary sheet for that questionnaire. It is recommended that the 2023 scoring introduction document is read in advance of reading the weighting 'summary sheets'.

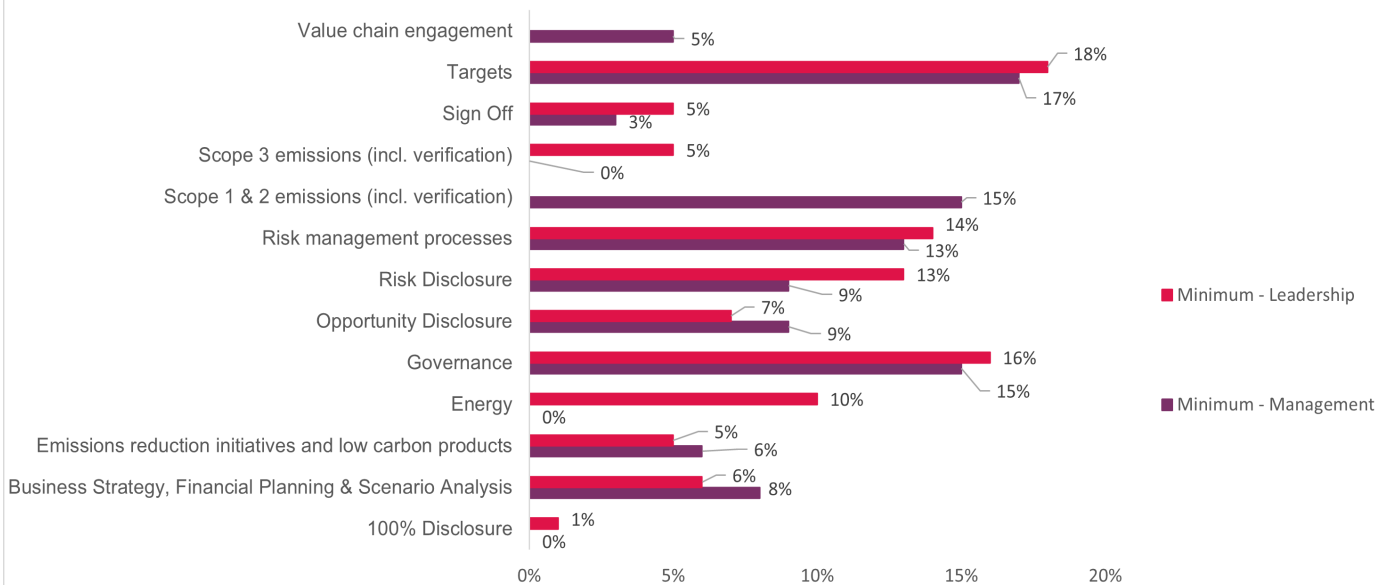
Scoring categories & weightings: an overview

Scoring categories are groupings of questions by topic. They are sub-groups of the 2023 questionnaire modules and are consistent across all sectors. Weightings are applied to scoring categories at the Management and Leadership levels only. Weightings reflect the relative importance of each category in an organization's progression towards environmental stewardship, within the boundaries of the CDP questionnaire and available scoring criteria. As such, the weighting applied to each category varies across sectors to highlight the areas most important to environmental stewardship in specific sectors.

Minimum Tier Scoring categories

The 13 scoring categories for the Minimum Tier methodology are: 100% Disclosure points, Governance, Risk management processes, Risk Disclosure, Opportunity Disclosure, Business Strategy, Financial Planning & Scenario Analysis, Targets, Emissions reductions initiatives and low carbon products, Scope 1 & 2 emissions (incl. verification), Scope 3 emissions (incl. verification), Energy, Value chain engagement, and Sign off.

Scoring categories and weightings: Minimum Tier Climate Change Methodology



The bar chart above shows the % weighting applied to each of the scoring categories at Management and Leadership levels for the general climate change 2023 scoring methodology

Minimum Tier scoring categories: Mapped to modules and questions

| Module | Scoring Category | Question Number | D | A | M | L |
|-------------------------|---|-----------------|---|---|---|---|
| Introduction | 100% Disclosure points | C0.1 | X | X | X | ✓ |
| | Not scored | C0.2 | X | X | X | X |
| | | C0.3 | X | X | X | X |
| | | C0.4 | X | X | X | X |
| | | C0.8 | X | X | X | X |
| Governance | Governance | C1.1 | ✓ | ✓ | X | X |
| | | C1.1c | ✓ | ✓ | ✓ | ✓ |
| | | C1.2 | ✓ | ✓ | ✓ | ✓ |
| | | C1.3 | ✓ | ✓ | ✓ | X |
| Risks and opportunities | Risk management processes | C2.1 | ✓ | ✓ | ✓ | ✓ |
| | | C2.2g | ✓ | ✓ | ✓ | ✓ |
| | Risk Disclosure | C2.3 | ✓ | X | X | X |
| | | C2.3a | ✓ | ✓ | ✓ | ✓ |
| | | C2.3b | ✓ | ✓ | ✓ | ✓ |
| | Opportunity Disclosure | C2.4 | ✓ | X | X | X |
| | | C2.4a | ✓ | ✓ | ✓ | ✓ |
| C2.4b | ✓ | ✓ | ✓ | ✓ | | |
| Business Strategy | Business Strategy, Financial Planning & Scenario Analysis | C3.1 | ✓ | ✓ | ✓ | ✓ |
| Targets and Performance | Targets | C4.1 | ✓ | ✓ | ✓ | ✓ |
| | | C4.1a | ✓ | ✓ | ✓ | ✓ |
| | | C4.1b | ✓ | ✓ | ✓ | X |
| | | C4.1c | ✓ | ✓ | ✓ | ✓ |
| | | C4.2 | ✓ | X | X | X |
| | | C4.2a | ✓ | ✓ | ✓ | X |
| | | C4.2b | ✓ | ✓ | ✓ | X |
| | C4.2c | ✓ | ✓ | ✓ | X | |
| | Emissions reductions Initiatives and low carbon products | C4.3 | ✓ | ✓ | ✓ | X |
| | | C4.3b | ✓ | ✓ | ✓ | X |
| C4.3d | | ✓ | X | ✓ | ✓ | |
| Emission Methodology | Scope 1 & 2 emissions (incl. verification) | C5.1 | ✓ | X | X | X |
| | | C5.2 | ✓ | ✓ | X | X |
| | | C5.3 | ✓ | X | X | X |
| Emissions data | Scope 1 & 2 emissions (incl. verification) | C6.1 | ✓ | ✓ | X | X |
| | | C6.2 | ✓ | ✓ | X | X |
| | | C6.3 | ✓ | ✓ | X | X |
| | Scope 3 emissions (incl. verification) | C6.5 | ✓ | ✓ | ✓ | ✓ |
| | | C6.5a | X | X | X | X |
| Emissions breakdowns | Scope 1 & 2 emissions (incl. verification) | C6.10 | ✓ | ✓ | ✓ | X |
| | | C7.9 | ✓ | ✓ | X | X |
| Energy | Energy | C8.2 | ✓ | X | X | X |
| | | C8.2a | ✓ | ✓ | ✓ | ✓ |
| Verification | Scope 1 & 2 emissions (incl. verification) | C10.1 | ✓ | ✓ | ✓ | ✓ |
| Value chain engagement | Value chain engagement | C12.1 | ✓ | ✓ | ✓ | X |
| | | C12.2 | ✓ | ✓ | ✓ | X |
| Sign off | Sign off | C16.1 | ✓ | X | ✓ | ✓ |

| Category mapping key | |
|----------------------|-----------------------------------|
| ✓ | Question scored at this level |
| X | Question not scored at this level |