

CDP Japan Water Security Report 2021

On behalf of 590 institutional investors with assets of USD110 trillion



Contents

Water Security A List 2021	4
Scoring: a measure of a company's environmental performance	6
Executive Summary	8
Appendix	10
- CDP Water Security 2021 Japanese companies	

Please note that the names of companies in the text do not indicate their corporate status.

Important Notice

The contents of this report may be used by anyone providing acknowledgment is given to CDP. This does not represent a license to repackaging or resell any of the data reported to CDP or the contributing authors and presented in this report. If you intend to repackaging or resell any of the contents of this report, you need to obtain express permission from CDP before doing so.

CDP has prepared the data and analysis in this report based on responses to the CDP 2021 information request. No representation or warranty (express or implied) is given by CDP as to the accuracy or completeness of the information and opinions contained in this report. You should not act upon the information contained in this publication without obtaining specific professional advice. To the extent permitted by law, CDP does not accept or assume any liability, responsibility or duty of care for any consequences of you or anyone else acting, or refraining to act, in reliance on the information contained in this report or for any decision based on it. All information and views expressed herein by CDP are based on their judgment at the time of this report and are subject to change without notice due to economic, political, industry and firm-specific factors. Guest commentaries where included in this report reflect the views of their respective authors; their inclusion is not an endorsement of them.

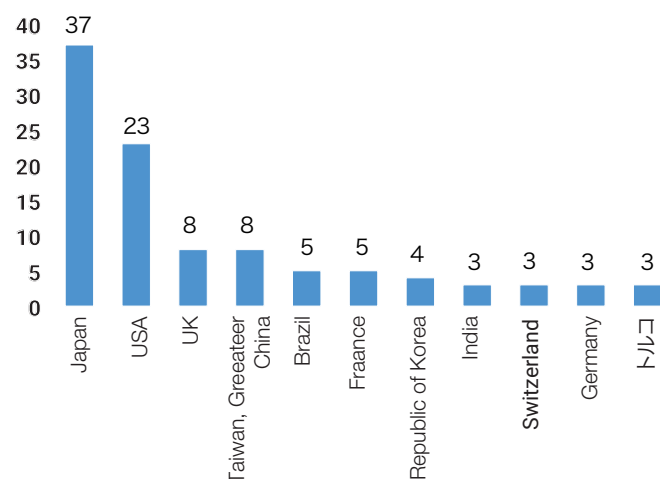
CDP, its affiliated member firms or companies, or its respective shareholders, members, partners, principals, directors, officers and/or employees, may have a position in the securities of the companies discussed herein. The securities of the companies mentioned in this document may not be eligible for sale in some states or countries, nor suitable for all types of investors; their value and the income they produce may fluctuate and/or be adversely affected by exchange rates.

'CDP' refers to CDP North America, Inc, a not-for-profit organization with 501(c)3 charitable status in the US and CDP Worldwide, a registered charity number 1122330 and a company limited by guarantee, registered in England number 05013650.

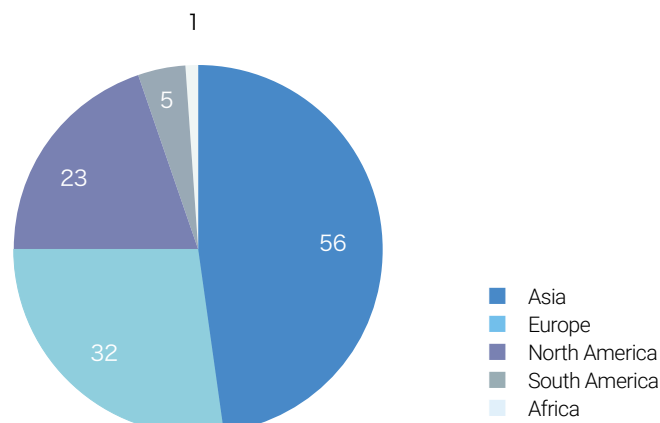
© 2022 CDP. All rights reserved.

Water Security A List 2021

Number of A list companies by country (top 11 countries)



Number of A list companies by region



Companies	
Apparel	
Kering	France
VF Corporation	USA
Biotech, Health Care & Pharma	
Ono Pharmaceutical Co., Ltd.	Japan
Chugai Pharmaceutical Co., Ltd.	Japan
AstraZeneca	UK
Regeneron Pharmaceuticals, Inc.	USA
SANOFI	France
Food, Beverage & Agriculture	
Asahi Group Holdings, Ltd.	Japan
Kagome Co., Ltd.	Japan
Kikkoman Corporation	Japan
Kirin Holdings Co Ltd	Japan
Suntory Beverage & Food	Japan
Japan Tobacco Inc.	Japan
FUJI OIL HOLDINGS INC.	Japan
Meiji Holdings Co Ltd	Japan
Altria Group, Inc.	USA
Anheuser Busch InBev	Belgium
Carlsberg Breweries A/S	Denmark
Coca-Cola Europacific Partners	UK
Coca-Cola HBC AG	Switzerland
Danone	France
Diageo Plc	UK
General Mills Inc.	USA
Heineken NV	Netherlands

Companies	
Ingredion Incorporated	USA
Marfrig Global Foods S/A	Brazil
Philip Morris International	USA
Swire Coca-Cola Limited	China
The Coca-Cola Company	USA
Fossil Fuel	
Formosa Petrochemical	Taiwan, Greater China
Hospitality	
Caesars Entertainment	USA
City Developments Limited	Singapore
Las Vegas Sands Corporation	USA
Infrastructure	
Osaka Gas Co., Ltd.	Japan
SEKISUI CHEMICAL CO.,LTD.	Japan
Companhia Energetica Minas Gerais - CEMIG	Brazil
Naturgy Energy Group SA	Spain
Schnitzer Steel Industries, Inc.	USA
TEKFEN HOLDING A.Ş.	Turkey
Manufacturing	
LIXIL Corporation	Japan
TDK Corporation	Japan
Aisin Seiki Co., Ltd.	Japan
Kubota Corporation	Japan
Komatsu Ltd.	Japan
Seiko Epson Corporation	Japan
Sony Group Corporation	Japan
Denso Corporation	Japan

Companies	
Tokyo Electron Ltd.	Japan
Toyota Motor Corporation	Japan
Nabtesco Corporation	Japan
Nissan Motor Co., Ltd.	Japan
FUJIFILM Holdings Corporation	Japan
Bridgestone Corporation	Japan
ROHM Co., Ltd.	Japan
Brembo SpA	Italy
CNH Industrial NV	UK
Delta Electronics, Inc.	Taiwan, Greater China
DS Smith Plc	UK
Electrolux	Sweden
Ford Motor Company	USA
GEA Group AG	Germany
General Motors Company	USA
Hewlett Packard Enterprise Company	USA
HP Inc	USA
Intel Corporation	USA
Kia Motors Corp	Republic of Korea
Klabin S/A	Brazil
KORDSA TEKNİK TEKSTİL A.Ş.	Turkey
Lenovo Group	China
LG Innotek	Republic of Korea
Mahindra & Mahindra	India
Metsä Board Corporation	Finland
Mondi PLC	UK
Samsung Electronics	Republic of Korea
Stanley Black & Decker, Inc.	USA
Taiwan Semiconductor Manufacturing	Taiwan, Greater China
Tessy Plastics	USA
United Microelectronics	Taiwan, Greater China
Volkswagen AG	Germany
Material	
KAO Corporation	Japan
Sumitomo Chemical Co., Ltd.	Japan
Toray Industries, Inc.	Japan
Nissan Chemical Corporation	Japan

Companies	
Mitsubishi Chemical Holdings Corporation	Japan
Lion Corporation	Japan
Ambuja Cements	India
Braskem S/A	Brazil
Colgate Palmolive Company	USA
ETİ SODA A.Ş.	Turkey
FIRMENICH SA	Switzerland
Formosa Chemicals & Fibre Corporation	Taiwan, Greater China
Formosa Plastics Corp	Taiwan, Greater China
Givaudan SA	Switzerland
Harmony Gold Mining Co Ltd	South Africa
International Flavors & Fragrances Inc.	USA
Koninklijke DSM	Netherlands
Lenzing AG	Austria
Linde PLC	USA
L'Oréal	France
Nan Ya Plastics	Taiwan, Greater China
Owens Corning	USA
POSCO	Republic of Korea
PTT Global Chemical	Thailand
Symrise AG	Germany
Unilever plc	UK
Verescence	France
Power generation	
Centrais Eletricas Brasileiras S/A (ELETROBRAS)	Brazil
Retail	
Marubeni Corporation	Japan
J Sainsbury Plc	UK
Jerónimo Martins SGPS SA	Portugal
Services	
NEC Corporation	Japan
Hitachi, Ltd.	Japan
Fujitsu Limited	Japan
ASE Technology Holding Co., Ltd.	Taiwan, Greater China
Ecolab Inc.	USA
Microsoft Corporation	USA
Tech Mahindra	India

Scoring:

a measure of a company's environmental performance

Scoring at CDP is mission-driven, focusing on CDP's principles and values for a sustainable economy and as such scores are a tool to communicate the progress companies have made in addressing environmental issues, and highlighting where risks may be unmanaged.

CDP has developed an intuitive approach to presenting scores that highlight a company's progress towards leadership using a 4 step approach: **Disclosure** which measures the completeness of the company's response; **Awareness** which intends to measure the extent to which the company has assessed environmental issues, risks and impacts in relation to its business; **Management** which is a measure of the extent to which the company has implemented actions, policies and strategies to address environmental issues;

and **Leadership** which looks for particular steps a company has taken which represent best practice in the field of environmental management.

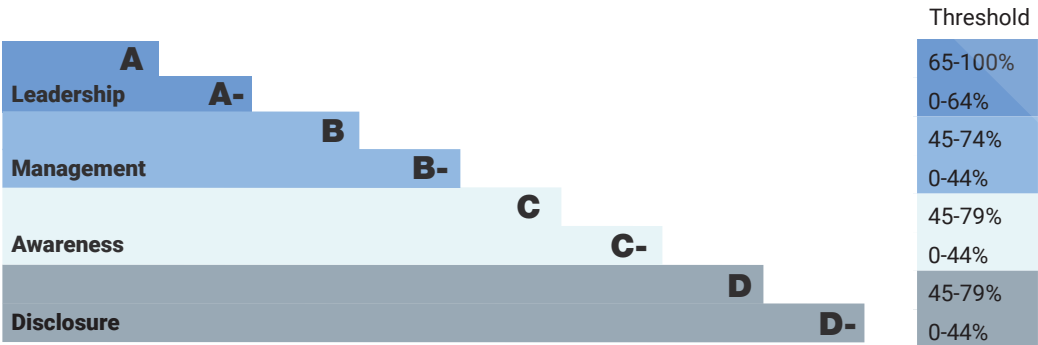
CDP's 2018 questionnaires take a sector focused approach, under this new approach, each of CDP's questionnaires has general questions alongside sectorspecific question aimed at high impact sectors.

The scoring methodology clearly outlines how many points are allocated for each question and at the end of scoring, the number of points a company has been awarded per level is divided by the maximum number that could have been awarded. The fraction is then converted to a percentage by multiplying by 100.

In order to better focus on key data points and provide a more detailed breakdown of a company's score, each question falls into a scoring category. Different weightings will be applied amongst sector scoring categories, and the number of points achieved per scoring category are used to calculate the final score for Management and Leadership levels, according the scoring category weighting.

A minimum score and/or the presence of a minimum number of indicators on one level will be required in order to be assessed on the next level. If the minimum score threshold is not achieved, the company will not be scored on the next level. The final letter grade is awarded based on the score obtained in the highest achieved level. For example, Company X achieved 88% in Disclosure level, 82% in Awareness and 65% in Management will receive a B. If a company obtains less than 44% in its highest achieved level (with the exception of Leadership), its letter score will have a minus. For example, Company Y achieved 81% in Disclosure level and 42% in Awareness level resulting in a C-.

Public scores are available in CDP reports, through Bloomberg terminals, QUICK terminals, Google Finance and Deutsche Boerse's website. CDP operates a strict conflict of interest policy with regards to scoring and this can be viewed at <https://www.cdp.net/scoring-conflict-of-interest>.



F: Failure to provide sufficient information to CDP to be evaluated for this purpose²

¹ Not all companies requested to respond to CDP do so. Companies who are requested to disclose their data and fail to do so, or fail to provide sufficient information to CDP to be evaluated will receive an F. An F does not indicate a failure in environmental stewardship.

Executive Summary

62%

Response rate of
Japanese Companies
(223/361)



They are also expected to disclose more information on water security to meet investors' information needs.



This year marks the eighth year of CDP Water Security for Japanese companies. In 2021, CDP Water Security questionnaire was sent to 361 Japanese companies who were selected based on market capitalization and sectors' impact on water; a total of 223 companies (62%) responded, not including the companies whose parent company responded on their behalf. An additional six companies voluntarily provided responses to CDP Water Security questionnaire. This report outlines the results of the analysis of information provided by the 229 companies, including voluntary responses from these six companies.

Key Findings

Response rate of Japanese companies

Of the 361 companies invited to respond, 223 (62%) responded. The response rate has been steadily increasing year-on-year but issues emerge if we take a closer look at the response rates by sector. For example, Power generation and Apparel are generally considered to be two of the sectors that are most exposed to water risks, but the response rates of these sectors are 40% and 25%, respectively, which are significantly below the overall response rate. Given that the information needs of investors are expected to be higher for these sectors, companies in these sectors should be encouraged to respond so that the information needs of investors are met.

Engagement with value-chain partners

Of those Japanese companies that recognize the importance of water availability for indirect use, 83% engage with their value-chain partners, such as suppliers, on water-related issues. Despite the differences between sectors, the proportion of respondents that engage with value-chain partners has been consistently increasing from 76% in 2019 to 82% in 2020. This would presumably be due to the growing awareness of the importance of water risk management in the supply-chain.

Awareness of water risks and opportunities

76% of respondents identify "water-related risks with the potential to have a substantive impact on business" either in direct operations, in value chains, or in both, based on the results of water risk assessment. This is a 3-point increase from the previous year. The proportion of respondents that are aware of water-related opportunities also increased three percentage points to 81%. The proportion of respondents who recognize water-related risks and opportunities has been continuously increasing. Not a few companies may have realized the risk of flooding in the future through climate scenario analysis.

In response to water risks identified in direct operations, many companies have adopted water efficiency processes, such as reuse, recycling, and conservation practices, or have developed flood emergency plans. Conversely, supplier diversification and the amending of business continuity plans are commonly reported as primary responses to risks in value chains.

Governance and strategies

83% of respondents have a documented water policy that is publicly available and 91% report that there is board-level oversight of issues related to water usage within the company. Both rates have been increasing continuously for the past 2 years. Furthermore, 48% of respondents replied that their mainstream financial report includes water-related information, which increased by 10 points from the previous year.

Quantitative targets and qualitative goals

177 companies (77%) set both quantitative targets and qualitative goals, while only 15 companies (7%) have set neither. Most companies have quantitative targets concerning water use.

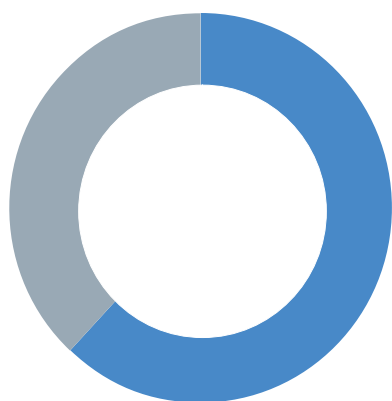
Conclusion

With an increase in water-related crises, such as droughts and floods in recent years, the total annual cost of damages worldwide is projected to soar. Furthermore, population growth, economic growth, and changes in consumer tastes and consumption patterns are expected to boost the demand for freshwater resources worldwide in future, while there is a concern that shifting rainfall patterns and glacier retreat due to climate change will reduce freshwater availability in some parts of the world. Institutional investors are ever more interested in identifying the sectors that are more prone to water risks; how those companies recognize water risks; and how water-related risks could affect companies' financial position and performance.

This survey shows that Japanese companies' awareness and management level of water risk overall has been continuously increasing. The steady rise in response rate and the sheer number of Japanese companies in the A-List would suggest that companies are trying to recognize water-related risks and opportunities to proactively counter them. However, there are several sectors that do not sufficiently meet investors' information needs.

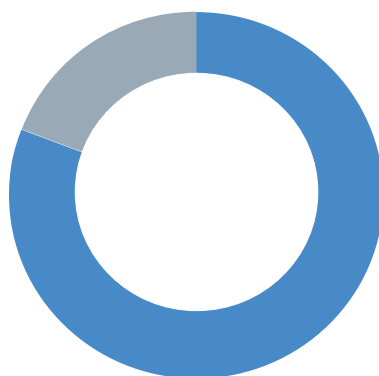
Companies will be expected to prepare for water risks that are intensifying as well as maximize water-related opportunities, by redoubling their efforts in in-depth assessment of water risks in the value chain, target setting considering properties of the watershed in which a company site is located,

engagement with value-chain partners, the use of internal pricing on water, and contribution to solving water-related social challenges through products and services. They are also expected to disclose more information on water security to meet investors' information needs.



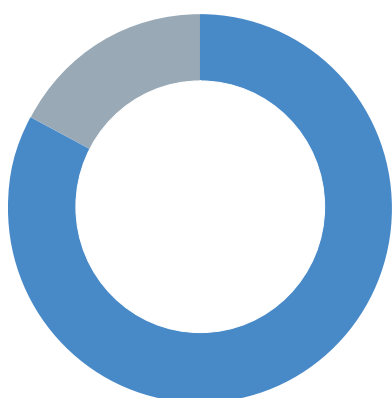
62%

a measure of a company's environmental performance
(223/361)



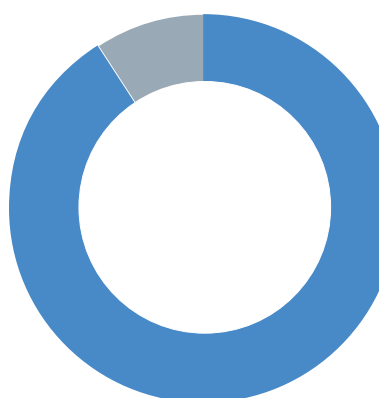
81%

Proportion of companies identifying water-related opportunities with the potential to have a substantive impact on business
(185/229)



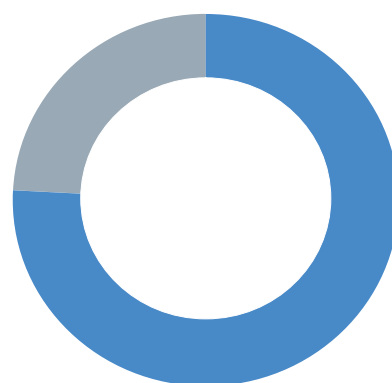
83%

Proportion of companies engaging with value-chain
(166/200)



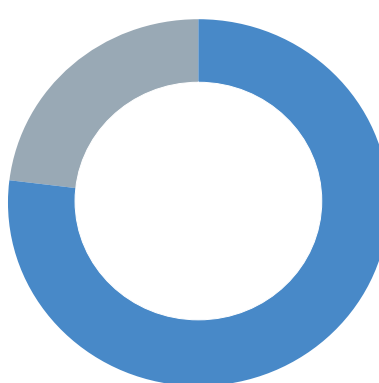
91%

Proportion of companies having board level oversight of water-related issues
(209/229)



76%

Proportion of companies identifying water risks with the potential to have a substantive impact on business
(173/229)



77%

Proportion of companies having both quantitative targets and qualitative goals
(177/229)

Appendix



CDP Water Security 2021 Japanese companies

Company ^a	Questionnaire Sector ^b	2021 Score ^c	2020 score ^d	% withdrawn from stressed areas	Company-wide of facilities exposed to water risk			Identification of water-related opportunities ^f	Board level oversight of water-related issues	Engagement with value chain ^g	Water-related outcomes from climate-related scenario analysis ^h	Water-related targets and/or goals
					Total number	%	Verification ^e					
Apparel												
Asics Corporation	General	B	B	Not relevant	No risks	No risks	N/A	Yes	CEO, Other C-Suite Officer	Supplier	Water-related	Business
Goldwin	General	F										
Unitika Ltd.	General	F										
Wacoal Holdings Corp.	General	F										
Biotech, Health Care & Pharma												
Astellas Pharma Inc.	General	B	B	Less than 1%	No risks	No risks	N/A	Yes	CRO	Supplier	Not water-related	Company-wide
Chugai Pharmaceutical Co., Ltd.	General	A	B	Not applicable	6	76-99	Yes	Yes	CSO	Supplier	Water-related	Basin, Company-wide, Site/facility
Daiichi Sankyo Co., Ltd.	General	B-	B	1-10	3	1-25	No	Yes	President	Supplier	Water-related	Business, Company-wide, Country, Site/facility
Eisai Co., Ltd.	General	A-	N/A	1-10	No risks	No risks	N/A	Yes	CEO	Supplier	Water-related	Company-wide, Country, Site/facility
Hisamitsu Pharmaceutical Co., Inc.	General	F	F									
Hoya Corporation	General	D	D	Non public								
Kaken Pharmaceutical Co., Ltd.	General	F	F									
Kissei Pharmaceutical Co., Ltd.	General	F	N/A									
KYORIN Holdings, Inc.	General	F	N/S									
Kyowa Hakko Kirin Co., Ltd.	General	SA	SA									
Mitsubishi Tanabe Pharma Corporation	General	SA	SA									
Mochida Pharmaceutical Co., Ltd.	General	F	F									
Nihon Kohden Corporation	General	B	B	Less than 1%	1	-1%	No	Yes	CEO	Customer / Other; Supplier	In 2 years	Activity, Brand/product, Business, Company-wide, Site/facility
Nippon Shinyaku Co., Ltd.	General	B-	B-	Non public								
Nipro Corporation	General	F	F									
Olympus Corporation	General	B	A-	Not applicable	No risks	No risks	N/A	No	Other C-Suite Officer	Supplier	Water-related	Company-wide, Site/facility
Ono Pharmaceutical Co., Ltd.	General	A	A-	Not applicable	3	1-25	Yes	Yes	CEO	Supplier	Water-related	Company-wide, Country, Site/facility
Otsuka Holdings Co., Ltd.	General	A-	A-	1-10	2	1-25	No	Yes	COO	Supplier	In 2 years	Company-wide
Rohto Pharmaceutical Co., Ltd.	General	F	F									
Santen Pharmaceutical Co., Ltd.	General	B	C	Not applicable	No risks	No risks	N/A	Yes(r)	Other C-Suite Officer	Supplier	Not water-related	Activity, Company-wide, Site/facility
Sawai Group Holdings Co., Ltd.	General	C		Not applicable	No risks	No risks	N/A	No	CEO	No engagement	In 2 years	Site/facility

Company ^a	Questionnaire Sector ^b	2021 Score ^c	2020 score ^d	% withdrawn from stressed areas	Company-wide of facilities exposed to water risk		Verification ^e	Identification of water-related opportunities ^f	Board level oversight of water-related issues	Engagement with value chain ^g	Water-related outcomes from climate-related scenario analysis ^h	Water-related targets and/or goals
					Total number	%						
Sawai Pharmaceutical Co., Ltd.	General	SA	C									
Shimadzu Corporation	General	B	C	Not relevant	No risks	No risks	N/A	Yes	CEO	N/A	In 2 years	Other
Shionogi & Co., Ltd.	General	A-	A	Not applicable	3	26-50	No	Yes	President	Supplier	Water-related	Company-wide
Sumitomo Dainippon Pharma Co., Ltd.	General	B	B	Not applicable	1	1-25	Yes	Yes	CEO	Customer / Other	In 2 years	Activity, Business, Company-wide, Site/facility
Sysmex Corporation	General	B	B	11-25	14	1-25	Yes	Yes	President	Customer / Other; Supplier	Water-related	Business, Company-wide, Site/facility
Taisho Pharmaceutical Holdings Co., Ltd.	General	F										
Takeda Pharmaceutical Company Limited	General	B	B	11-25	No risks	No risks	N/A	Yes	President	Supplier	Water-related	Activity, Basin, Business, Company-wide, Site/facility
Terumo Corporation	General	A-	A-	11-25	4	1-25	No	Yes	President	Supplier	Water-related	Company-wide
Tsumura & Co.	General	B	C	Not applicable	3	26-50	Yes	Yes		In 2 years	In 2 years	Activity, Business, Site/facility
Food, Beverage & Agriculture												
Ajinomoto Co.Inc.	FBT	A-	A-	Less than 1%	3	1-25	No	Yes	Director on board	Supplier	Water-related	Basin, Company-wide, Site/facility
Asahi Group Holdings, Ltd.	FBT	A	A-	1-10	7	1-25	Yes	Yes	CEO	Customer / Other; Supplier	Water-related	Business, Company-wide, Site/facility
Calbee, Inc.	FBT	B-	N/A	11-25	6	26-50	No	Yes(r)	President	In 2 years	Water-related	Country
Coca-Cola Bottlers Japan Holdings Inc.	FBT	A-	F	Not applicable	1	1-25	Yes	Yes	Other C-Suite Officer	Customer / Other; Supplier	In 2 years	Activity, Business, Company-wide, Site/facility
Ezaki Glico Co., Ltd.	FBT	F	F									
FUJI OIL HOLDINGS INC.	FBT	A	A	Not applicable	2	1-25	No	Yes	CEO	Customer / Other; Supplier	Not water-related	Basin, Business, Company-wide, Country, Site/facility
HOUSE FOODS GROUP INC.	FBT	F	F									
Ito En, Ltd.	FBT	B	B	Not applicable	0	-1%	N/A	Yes	Director on board	Customer / Other; Supplier	Not water-related	Business
Itoham Yonekyu Holdings	FBT	F	F									
Japan Tobacco Inc.	FBT	A	A	1-10	No risks	No risks	N/A	Yes	President	Supplier	Water-related	Business, Company-wide, Site/facility
Kagome Co., Ltd.	FBT	A	B	1-10	1	1-25	No	Yes	CEO	Supplier	Water-related	Business, Company-wide, Site/facility
Kewpie Corporation	FBT	B-	B-	Less than 1%	1	1-25	No	Yes	President	In 2 years	In 2 years	Site/facility
Kikkoman Corporation	FBT	A	A	1-10	1	1-25	No	Yes	CEO	Customer / Other; Supplier	Water-related	Business, Company-wide, Site/facility
Kirin Holdings Co Ltd	FBT	A	A	1-10	2	1-25	Yes	Yes	CEO	Customer / Other; Supplier	Water-related	Business, Company-wide, Site/facility
Maruha Nichiro Corp	FBT	F										
MEGMILK SNOW BRAND Co.,Ltd.	FBT	C	C						Non public			

Company ^a	Questionnaire Sector ^b	2021 Score ^c	2020 score ^d	% withdrawn from stressed areas	Company-wide of facilities exposed to water risk		Verification ^e	Identification of water-related opportunities ^f	Board level oversight of water-related issues	Engagement with value chain ^g	Water-related outcomes from climate-related scenario analysis ^h	Water-related targets and/or goals
					Total number	%						
Meiji Holdings Co Ltd	FBT	A	A-	1-10	5	1-25	Yes	Yes	CEO	Customer / Other	Water-related	Business, Company-wide, Site/facility
Morinaga & Company Ltd	FBT	F	F									
Morinaga Milk Industry Co., Ltd.	FBT	B	B-	1-10	1	1-25	No	Yes	Director on board	Customer / Other	In 2 years	Company-wide, Country, Site/facility
NH Foods Ltd.	FBT	B-	B-	Not applicable	253	76-99	N/A	No	Director on board	No engagement	In 2 years	Company-wide
Nichirei Corporation	FBT	A-	B	Less than 1%	2	-1%	No	Yes	President	Customer / Other; Supplier	Water-related	Activity, Business, Company-wide, Site/facility
Nisshin Seifun Group Inc.	FBT	B	A-	Less than 1%	1	-1%	No	Yes	Board Chair	Customer / Other; Supplier	Water-related	Activity, Business, Company-wide, Country, Site/facility
Nissin Foods Holdings Co., Ltd.	FBT	F	F									
Sapporo Holdings Limited	FBT	B	B	Not applicable	3	1-25	No	Yes	Board Chair, CEO, CSO	Customer / Other; Supplier	Water-related	Company-wide
Sumitomo Forestry Co., Ltd.	P&F	B	C	Not relevant	0	-1%	N/A	No	CEO	N/A	Water-related	Business, Company-wide
Suntory Beverage & Food	FBT	A	A	11-25	2	1-25	Yes	Yes	President	Customer / Other; Supplier	Water-related	Activity, Company-wide, Country, Site/facility
Takara Holdings Inc.	FBT	F	F									
Toyo Suisan Kaisha, Ltd.	FBT	F	F									
Yakult Honsha Co Ltd.	FBT	A-	F	Not applicable	3	26-50	Yes	Yes		Supplier	Water-related	Company-wide
Yamazaki Baking Co., Ltd.	FBT	F	F									
Fossil Fuel												
Cosmo Energy Holdings Co., Ltd.	O&G	B	B	Not relevant	No risks	No risks	N/A	Yes	CSO	N/A	Water-related	Company-wide, Country, Site/facility
ENEOS Holdings, Inc.	O&G	B	C	1-10	No risks	No risks	N/A	No	CEO, COO, Other	N/A	Water-related	Basin, Country
Idemitsu Kosan Co., Ltd.	O&G	B	B									
Inpex Corporation	O&G	Private	F									
Japan Petroleum Exploration Co., Ltd.	O&G	F										
Hospitality												
Heiwa Corporation	General	F	F									
McDonald's Holdings Company (Japan), Ltd.	General	SA	SA									
Oriental Land Co Ltd.	General	B	B	Not applicable	1	76-99	No	No	CEO	N/A	In 2 years	Business
Resorttrust Inc	Real estate	F	F									
Seibu Holdings Inc.	Real estate	C	C	Not applicable	No risks	No risks	N/A	Yes	CEO	No engagement	Not water-related	No target/goal
Skylark Holdings Co., Ltd.	General	F	F									

Company ^a	Questionnaire Sector ^b	2021 Score ^c	2020 score ^d	% withdrawn from stressed areas	Company-wide of facilities exposed to water risk		Verification ^e	Identification of water-related opportunities ^f	Board level oversight of water-related issues	Engagement with value chain ^g	Water-related outcomes from climate-related scenario analysis ^h	Water-related targets and/or goals
					Total number	%						
Zensho Holdings Co., Ltd.	General	F	F									
Infrastructure												
Aeon Mall Co., Ltd.	Real estate	F	F									
Daito Trust Construction Co., Ltd.	Real estate	F	F									
Daiwa House Industry Co., Ltd.	Construction	A-	B	Not applicable	6	-1%	Yes	Yes	CSO	Customer / Other; Supplier	Water-related	Brand/product, Business, Company-wide, Site/facility
Haseko Corporation	Construction	F	F									
Hulic Co., Ltd.	Real estate	F	F									
Ichigo Inc.	Real estate	F	F									
Iida Group Holdings Co., Ltd.	Construction	F	F									
Kajima Corporation	Construction	B-	B-	Not applicable	2	100	Yes	Yes	CEO	Customer / Other	Water-related	Site/facility
Kinden Corporation	Construction	F	F									
MAEDA CORPORATION	Construction	F	F									
Mitsubishi Estate Co., Ltd.	Real estate	A-	F	Not applicable	No risks	No risks	N/A	Yes	Director on board	Customer / Other	Water-related	Company-wide, Country, Site/facility
Mitsui Fudosan Co., Ltd.	Real estate	F	F									
Nomura Real Estate Holdings, Inc.	Construction	F	F									
Obayashi Corporation	Construction	F	F									
Open House Co., Ltd.	Construction	F	F									
Osaka Gas Co., Ltd.	General	A	F	Not applicable	7	76-99	Yes	Yes	President	Customer / Other; Supplier	Water-related	Activity, Brand/product, Business, Company-wide, Country, Site/facility
Penta-Ocean Construction Co Ltd	Construction	F	F									
SEKISUI CHEMICAL CO.,LTD.	Construction	A	A	1-10	3	1-25	Yes	Yes	Director on board	Customer / Other; Supplier	Water-related	Company-wide, Site/facility
Sekisui House, Ltd.	Construction	B-	B-	Less than 1%	1	-1%	Yes	Yes	CEO	Customer / Other	Water-related	Country
Shimizu Corporation	Construction	F	F									
Sumitomo Realty & Development Co., Ltd.	Real estate	F	F									
Taisei Corporation	Construction	F	F									
Toda Corporation	Construction	F	F									
Toho Gas Co., Ltd.	General	A-	F						Non public			
Tokyo Gas Co., Ltd.	General	F	A									

Company ^a	Questionnaire Sector ^b	2021 Score ^c	2020 score ^d	% withdrawn from stressed areas	Company-wide of facilities exposed to water risk			Identification of water-related opportunities ^f	Board level oversight of water-related issues	Engagement with value chain ^g	Water-related outcomes from climate-related scenario analysis ^h	Water-related targets and/or goals
					Total number	%	Verification ^e					
Tokyo Tatemono Co., Ltd.	Real estate	F	F									
Manufacturing												
ACHILLES CORPORATION	General	F										
Advantest Corporation	Capital goods	B-	B-	Not relevant	No risks	No risks	N/A	No	CSO	N/A	Not water-related	Company-wide
Aisin Seiki Co., Ltd.	General	A	A-	11-25	1	-1%	Yes	Yes	Board Chair, CSO, Other	Customer / Other; Supplier	Water-related	Basin, Company-wide, Site/facility
ALPS ALPINE CO LTD.	General	C	C	1-10	7	26-50	No	Yes(r)	CEO	No engagement	Not water-related	Company-wide
Amada Co Ltd	Capital goods	B-	B-						Non public			
Azbil Corporation	Capital goods	A-	B-	11-25	2	1-25	No	Yes	CEO	Supplier	Water-related	Company-wide, Site/facility
Bridgestone Corporation	General	A	A-	1-10	No risks	No risks	N/A	Yes	CSO	Supplier	Water-related	Business, Company-wide, Site/facility
Brother Industries, Ltd.	General	A-	B	1-10	1	-1%	No	Yes	CFO	Supplier	Water-related	Activity, Company-wide, Site/facility
Canon Inc.	General	A-	A	1-10	2	1-25	Yes	Yes	CSO	Supplier	Water-related	Company-wide, Country, Site/facility
Canon Marketing Japan Inc.	General	SA	SA									
Casio Computer Co., Ltd.	General	C	C	Not relevant	0	-1%	N/A	No	CEO	N/A	No analysis	Company-wide
Citizen Watch Co., Ltd.	General	B	B	1-10	No risks	No risks	N/A	Yes	Director on board	Supplier	Water-related	Business, Company-wide, Site/facility
Daikin Industries, Ltd.	Capital goods	A-	A-	Less than 1%	2	1-25	Yes	Yes	Director on board	Customer / Other; Supplier	Not water-related	Business, Company-wide, Site/facility
Denso Corporation	Capital goods	A	B	Not applicable	No risks	No risks	N/A	Yes	President, Director on board	Supplier	Water-related	Business, Company-wide, Site/facility
DISCO Corporation	Capital goods	B	C	Not applicable	2	76-99	No	Yes	CEO	Supplier	Water-related	Company-wide
DMG Mori Seiki Co., Ltd.	Capital goods	N/S	F	Not applicable	No risks	No risks	N/A	Yes	Director on board	N/A		No target/goal
Ebara Corporation	Capital goods	C	C						Non public			
EXEDY Corporation	General	B	B						Non public			
Fanuc Corporation	Capital goods	B	B	Not applicable	0	-1%	N/A	Yes	Director on board	Customer / Other; Supplier	Water-related	Activity, Business, Company-wide, Site/facility
Foster Electric Company, Limited	General	B-	B-	1-10	8	51-75	No	No	President	In 2 years	In 2 years	Business, Site/facility
Fuji Electric Co., Ltd.	Capital goods	B	B	1-10	1	1-25	Yes	Yes	President	No engagement	In 2 years	Company-wide
FUJII SEAL	General	B							Non public			
FUJIFILM Holdings Corporation	General	A	A	Less than 1%	4	1-25	Yes	Yes	President	Customer / Other; Supplier	Water-related	Basin, Company-wide, Site/facility
Fujikura Ltd.	General	B-	B-	Not applicable	2	1-25	Yes	No	Director on board	N/A	Water-related	Company-wide
Fujitsu General Limited	Capital goods	F	F									

Company ^a	Questionnaire Sector ^b	2021 Score ^c	2020 score ^d	% withdrawn from stressed areas	Company-wide of facilities exposed to water risk		Verification ^e	Identification of water-related opportunities ^f	Board level oversight of water-related issues	Engagement with value chain ^g	Water-related outcomes from climate-related scenario analysis ^h	Water-related targets and/or goals
					Total number	%						
Furukawa Electric Co., Ltd.	Capital goods	B	B	1-10	2	1-25	Yes	Yes	CSO	Customer / Other	Water-related	Business, Company-wide, Site/facility
Glory Ltd.	General	C	B-	26-50	No risks	No risks	N/A	No	CEO	N/A	No analysis	Site/facility
GS Yuasa Corporation	Capital goods	B	B	11-25	4	1-25	No	Yes	CEO	Supplier	In 2 years	Basin, Business, Company-wide, Country, Site/facility
Hamamatsu Photonics K.K.	General	B	B	Not applicable	1	1-25	Yes	Yes	No	Supplier	Water-related	Basin, Business, Company-wide
Hino Motors, Ltd.	OEMs	B	B	26-50	4	26-50	Yes	Yes	President	Supplier	In 2 years	Company-wide
Hirose Electric Co., Ltd.	General	B-	C	Not applicable	1	-1%	N/A	No	CEO, Other	Supplier	Water-related	Company-wide
Hitachi Construction Machinery Co., Ltd.	Capital goods	B	B	11-25	3	1-25	No	Yes	CEO	Customer / Other; Supplier	Water-related	Business, Company-wide
Hitachi High-Tech Corporation	General	A-	A-	1-10	No risks	No risks	N/A	Yes	Other, please specify: Director on board	Supplier	Water-related	Business, Company-wide, Site/facility
Honda Motor Co., Ltd.	OEMs	F	F									
HORIBA, Ltd.	Capital goods	C	C	Not applicable	26	26-50	No	Yes(r)	President	No engagement	In 2 years	Company-wide
Hoshizaki Corporation	Capital goods	F	F									
Ibiden Co., Ltd.	General	B	B	1-10	1	1-25	No	Yes	Director on board	Customer / Other; Supplier	Water-related	Company-wide
IHI Corporation	EPM	F	F									
Isuzu Motors Limited	OEMs	B	B	Not applicable	2	100	Yes	Yes	CEO	Supplier	Water-related	Activity, Company-wide, Site/facility
Japan Display Inc.	General	B-	B-	Not applicable	8	100	No	Yes(r)	President, Director on board	In 2 years	In 2 years	Company-wide
JTEKT Corporation	General	A-	A-	1-10	5	1-25	Yes	Yes	CEO	Customer / Other; Supplier	In 2 years	Company-wide, Country, Site/facility
Kawasaki Heavy Industries, Ltd.	OEMs	F	F									
Keyence Corporation	Capital goods	F	F									
Kioxia Holdings Corporation	General	B	B	Not applicable	No risks	No risks	N/A	Yes	CEO	Supplier	Water-related	Company-wide
Koito Manufacturing Co., Ltd.	Capital goods	B	B	Non public								
Komatsu Ltd.	Capital goods	A	A	1-10	3	1-25	Yes	Yes	President	Supplier	Water-related	Basin, Company-wide
Konica Minolta, Inc.	General	B	B	1-10	1	1-25	Yes	Yes	CEO	Customer / Other; Supplier	Water-related	Company-wide
Kubota Corporation	Capital goods	A	A	1-10	10	1-25	Yes	Yes	CEO	Supplier	Water-related	Business, Company-wide, Site/facility
Kurita Water Industries Ltd.	General	B-	B	Less than 1%	9	1-25	Yes	Yes	Director on board, Other C-Suite Officer	Customer / Other	Water-related	Company-wide
Kyocera Corporation	General	A-	B	Non public								
LIXIL Corporation	General	A	A-	1-10	4	1-25	Yes	Yes	CEO	Customer / Other; Supplier	Water-related	Company-wide, Country, Site/facility

Company ^a	Questionnaire Sector ^b	2021 Score ^c	2020 score ^d	% withdrawn from stressed areas	Company-wide of facilities exposed to water risk			Identification of water-related opportunities ^f	Board level oversight of water-related issues	Engagement with value chain ^g	Water-related outcomes from climate-related scenario analysis ^h	Water-related targets and/or goals
					Total number	%	Verification ^e					
Mabuchi Motor Co., Ltd.	General	F	F									
Makita Corporation	Capital goods	F	C-									
Marelli Holdings Co., Ltd.	Capital goods	A-	B						Non public			
Mazda Motor Corporation	OEMs	B	B	1-10	9	76-99	Yes	Yes	CEO	Supplier	Water-related	Activity, Company-wide, Site/facility
Meidensha Corporation	Capital goods	B	B	Not applicable	1	1-25	No	Yes	Director on board, President	Customer / Other; Supplier	Water-related	Company-wide
Minebea Mitsumi Inc.	General	A-	A-	26-50	13	1-25	No	No	Director on board	Supplier	Not water-related	Activity, Business, Company-wide, Site/facility
Mitsubishi Electric Corporation	Capital goods	A-	A	1-10	6	1-25	Yes	Yes	Other C-Suite Officer	Customer / Other; Supplier	Water-related	Business, Company-wide, Site/facility
Mitsubishi Heavy Industries, Ltd.	Capital goods	F	F									
Mitsubishi Materials Corporation	M&M	A-	A-	11-25	7	1-25	Yes	Yes	Director on board, CEO	Supplier	Water-related	Company-wide
Mitsubishi Motors Corporation	OEMs	B	B	Not applicable	1	1-25	No	Yes	CEO	Customer / Other; Supplier	Water-related	Company-wide
Miura Co., Ltd.	Capital goods	F	F									
Murata Mfg. Co.	General	A-	A-	1-10	3	1-25	Yes	Yes	Director on board	Customer / Other; Supplier	Not water-related	Activity, Company-wide, Site/facility
Nabtesco Corporation	Capital goods	A	A	1-10	1	1-25	Yes	Yes	CEO	N/A	Not water-related	Company-wide, Country, Site/facility
NGK Spark Plug Co., Ltd.	General	B	B	Less than 1%	No risks	No risks	N/A	No	CEO	N/A	Not water-related	Activity, Basin, Business, Company-wide, Country, Site/facility
NHK Spring Co., Ltd.	General	F	F									
Nidec Corporation	OEMs - EPM	C	C	Less than 1%	5	1-25	No	No	Board-level committee	Customer / Other	In 2 years	Company-wide
Nifco Inc.	General	F	F									
Nikon Corporation	General	A-	A-	Not applicable	3	1-25	Yes	Yes	Director on board	Supplier	Water-related	Company-wide, Site/facility
Nintendo Co., Ltd.	General	F										
Nippon Electric Glass Co., Ltd.	General	F	F									
Nissan Motor Co., Ltd.	OEMs	A	A	1-10	3	1-25	Yes	Yes	Other	Customer / Other; Supplier	Water-related	Business, Company-wide, Country
NOK Corporation	General	B	B	1-10	8	1-25	No	Yes	Director on board	Supplier	Not water-related	Company-wide
NSK Ltd.	General	B	B	Less than 1%	3	1-25	Yes	Yes	Other C-Suite Officer	Customer / Other; Supplier	In 2 years	Company-wide, Country, Site/facility
NTN Corporation	General	B-	B-	1-10	4	1-25	No	No	CEO	No engagement	In 2 years	Company-wide
Oji Holdings Corporation	P&F	A-	B	Less than 1%	2	-1%	Yes	Yes	CEO	Customer / Other; Supplier	Water-related	Basin, Company-wide, Site/facility

Company ^a	Questionnaire Sector ^b	2021 Score ^c	2020 score ^d	% withdrawn from stressed areas	Company-wide of facilities exposed to water risk			Identification of water-related opportunities ^f	Board level oversight of water-related issues	Engagement with value chain ^g	Water-related outcomes from climate-related scenario analysis ^h	Water-related targets and/or goals
					Total number	%	Verification ^e					
Okuma Corporation	General	F	F									
OMRON Corporation	Capital goods	A-	A-	11-25	5	1-25	Yes	Yes	CEO	Supplier	Water-related	Company-wide
OSG Corporation	Capital goods	F	F									
Panasonic Corporation	General	C	B-						Non public			
PIOLAX	General	C	Private	1-10	2	1-25	No	No	CEO	In 2 years	In 2 years	Activity
Renesas Electronics Corporation	General	B	F	1-10	2	1-25	No	Yes	CEO	Supplier	Water-related	Site/facility
Rengo Co., Ltd.	P&F	C	C	Not applicable	No risks	No risks	N/A	Yes	CEO	No engagement	No analysis	Site/facility
Ricoh Co., Ltd.	General	A-	B	1-10	6	1-25	Yes	Yes	Board-level committee	Supplier	Water-related	Brand/product, Company-wide, Site/facility
ROHM Co., Ltd.	General	A	A-	Less than 1%	7	26-50	No	Yes	Other C-Suite Officer	Customer / Other	In 2 years	Activity, Business, Company-wide, Country, Site/facility
Sankyo Co., Ltd.	General	F	F									
Sanwa Holdings Corporation	General	F	F									
SCREEN Holdings CO., Ltd.	General	A-	A-	Not applicable	6	26-50	Yes	Yes	CEO	Customer / Other; Supplier	Water-related	Company-wide
Seiko Epson Corporation	General	A	A	51-75	No risks	No risks	N/A	Yes	Board Chair	Supplier	Not water-related	Business, Company-wide, Site/facility
Sharp Corporation	General	B	B	1-10	3	1-25	Yes	Yes	Other C-Suite Officer	Customer / Other	Water-related	Basin, Company-wide, Site/facility
SMC Corporation	Capital goods	D	C-						Non public			
Sony Group Corporation	General	A	A	1-10	No risks	No risks	N/A	Yes	President	Supplier	Not water-related	Business, Company-wide, Site/facility
Stanley Electric Co., Ltd.	Capital goods	F	F									
SUBARU CORPORATION	OEMs	F	F									
Sumco Corporation	General	B-	F	Not applicable	9	100	No	No	CEO	Supplier	Not water-related	Company-wide, Site/facility
Sumitomo Electric Industries, Ltd.	Capital goods	B	B	1-10	7	1-25	Yes	Yes	CEO	Customer / Other	Not water-related	Company-wide
Sumitomo Heavy Industries, Ltd.	Capital goods	B-	C	Not relevant	30	76-99	Yes	Yes	Director on board	Supplier	In 2 years	Company-wide
Sumitomo Rubber Industries, Ltd.	General	B-	B	11-25	5	1-25	No	Yes	President	Customer / Other; Supplier	In 2 years	Company-wide, Other
Suzuki Motor Corporation	OEMs	B	B-						Non public			
Tadano Ltd	Capital goods	F	F									
Taiyo Yuden Co., Ltd.	General	B-	B-	Not applicable	1	1-25	No	Yes	CEO	Supplier	In 2 years	Company-wide
TANAX, INC.	General	C	C	1-10	2	1-25	N/A	Yes	President	Supplier	Water-related	Company-wide

Company ^a	Questionnaire Sector ^b	2021 Score ^c	2020 score ^d	% withdrawn from stressed areas	Company-wide of facilities exposed to water risk		Verification ^e	Identification of water-related opportunities ^f	Board level oversight of water-related issues	Engagement with value chain ^g	Water-related outcomes from climate-related scenario analysis ^h	Water-related targets and/or goals
					Total number	%						
TBM Co., Ltd.	General	B	B	Not applicable	2	26-50	No	Yes	President	Customer / Other; Supplier	Not water-related	Activity, Brand/product, Business, Company-wide, Site/facility
TDK Corporation	Capital goods	A	A	1-10	4	1-25	No	Yes	Other C-Suite Officer	Customer / Other; Supplier	Water-related	Activity, Business, Company-wide, Country, Site/facility
The Japan Steel Works, Ltd.	Capital goods	F	F									
The Pack Corporation	P&F	N/S		Not relevant	No risks	No risks	N/A	No	President	N/A		Company-wide
The Yokohama Rubber Co., Ltd.	General	B	B	26-50	13	26-50	Yes	Yes	CEO	Supplier	Water-related	Company-wide
THK Co., Ltd.	Capital goods	C	C	1-10	No risks	No risks	N/A	No	Board-level committee	Supplier	No analysis	No target/goal
Tokai Rika Co., Ltd.	General	B	B	1-10	1	1-25	No	No	CEO	Supplier	In 2 years	Basin, Site/facility
Tokyo Electron Ltd.	Capital goods	A	A-	1-10	6	76-99	Yes	Yes	President	Customer / Other; Supplier	Water-related	Activity, Brand/product, Business, Company-wide, Site/facility
Topcon Corp	General	N/S	F	Less than 1%	2	26-50	N/A	Yes	CEO	N/A		Activity, Brand/product
Toshiba Corporation	General	A-	B	Not applicable	0	-1%	N/A	Yes	President	Customer / Other; Supplier	Water-related	Business, Company-wide, Site/facility
Toto Ltd.	General	A-	A-	11-25	3	1-25	Yes	Yes		Customer / Other; Supplier	Water-related	Brand/product, Company-wide, Country
Toyo Seikan Group Holdings, Ltd.	General	C	C	Not applicable	No risks	No risks	N/A	No		No engagement	In 2 years	Business, Company-wide
Toyo Tire Corporation	General	B	B	1-10	5	1-25	Yes	Yes		Customer / Other; Supplier	In 2 years	Company-wide, Site/facility
Toyobo Co., Ltd.	General	B	C	Less than 1%	No risks	No risks	N/A	Yes		Customer / Other; Supplier	In 2 years	Basin, Site/facility
Toyoda Gosei	General	A-	A-	11-25	8	1-25	No	Yes		Customer / Other; Supplier	In 2 years	Business, Company-wide, Site/facility
Toyota Boshoku Corporation	General	A-	A-	Less than 1%	1	-1%	No	Yes		Customer / Other; Supplier	In 2 years	Company-wide, Country, Site/facility
Toyota Industries Corporation	Capital goods	A-	A	11-25	1	1-25	Yes	Yes		Supplier	In 2 years	Business, Company-wide, Site/facility
Toyota Motor Corporation	OEMs	A	A	11-25	1	1-25	Yes	Yes		Supplier	Not water-related	Business, Company-wide, Site/facility
TS Tech Co.,Ltd.	General	B	C	Not applicable	2	1-25	Yes	Yes		Customer / Other	In 2 years	Company-wide, Country
ULVAC, Inc.	General	F	F									
Uni-Charm Corporation	P&F	B	B-	Not relevant	No risks	No risks	N/A	Yes		Customer / Other; Supplier	Water-related	Company-wide
Ushio Inc.	General	F	F									
Yamaha Corporation	General	B	B						Non public			
Yamaha Motor Co., Ltd.	OEMs	F	F									

Company ^a	Questionnaire Sector ^b	2021 Score ^c	2020 score ^d	% withdrawn from stressed areas	Company-wide of facilities exposed to water risk		Verification ^e	Identification of water-related opportunities ^f	Board level oversight of water-related issues	Engagement with value chain ^g	Water-related outcomes from climate-related scenario analysis ^h	Water-related targets and/or goals
					Total number	%						
Yaskawa Electric Corporation	Capital goods	B-	B-	Not applicable	2	1-25	No	Yes		Supplier	Water-related	Company-wide
Yokogawa Electric Corporation	Capital goods	A-	A	11-25	1	1-25	Yes	Yes		Supplier	Not water-related	Activity, Business, Company-wide, Site/facility
Materials												
AGC Inc.	General	B	A-	Not applicable	0	-1%	N/A	Yes	CEO	Customer / Other	Water-related	Activity, Basin, Brand/product, Business, Company-wide, Country, Site/facility
Aica Kogyo Co Ltd	Chemicals	B-	C	1-10	4	1-25	No	No	President	N/A	In 2 years	Company-wide
Air Water Inc.	Chemicals	B	B						Non public			
Asahi Kasei Corporation	Chemicals	A-	A-	Less than 1%	2	1-25	No	Yes	Board-level committee	Supplier	Not water-related	Business, Company-wide, Site/facility
Central Glass Co., Ltd.	General	F	Private									
Daicel Corporation	Chemicals	B-	B						Non public			
Daido Steel Co., Ltd.	Steel	F	F									
Denka Company Limited	Chemicals	A-	B	Not applicable	1	1-25	No	Yes	Director on board	Customer / Other	Water-related	Basin, Business, Company-wide
DIC Corporation	Chemicals	B	B	1-10	4	1-25	Yes	Yes	CRO	Customer / Other; Supplier	Water-related	Business, Company-wide, Site/facility
Dowa Holdings Co., Ltd.	M&M	D-	D-						Non public			
Fancl Corporation	General	F	F									
FP Corporation	Chemicals	F	F									
Hitachi Metals, Ltd.	Steel	B	B-						Non public			
JSR Corporation	Chemicals	B	B	Not applicable	5	26-50	Yes	No	Director on board	Supplier	Not water-related	Company-wide, Site/facility
Kaneka Corporation	Chemicals	F	F									
Kansai Paint Co., Ltd.	Chemicals	C	C	Not applicable		-1%	N/A	No	Director on board	Customer / Other	In 2 years	Basin
KAO Corporation	General	A	A	11-25	8	1-25	Yes	Yes	CEO	Customer / Other; Supplier	Water-related	Business, Company-wide, Site/facility
Kobayashi Pharmaceutical Co., Ltd.	General	B	B	Not applicable	0	-1%	N/A	Yes	President, Director on board, Other	Customer / Other	Water-related	Company-wide
Kobe Steel, Ltd.	Steel	A-	A-	Not applicable	0	-1%	N/A	Yes	Director on board	Customer / Other	In 2 years	Basin, Company-wide, Site/facility
KOSE Corporation	General	A-	B	76-99	5	100	Yes	Yes	President	Supplier	Water-related	Company-wide
Kuraray Co., Ltd.	Chemicals	F	F									
Lintec Corporation	Chemicals	C	C	100%	2	76-99	Yes	No	CEO	No engagement	No analysis	Other
Lion Corporation	General	A	A-	1-10	1	1-25	No	Yes	President, CSO	Customer / Other; Supplier	Water-related	Country

Company ^a	Questionnaire Sector ^b	2021 Score ^c	2020 score ^d	% withdrawn from stressed areas	Company-wide of facilities exposed to water risk			Identification of water-related opportunities ^f	Board level oversight of water-related issues	Engagement with value chain ^g	Water-related outcomes from climate-related scenario analysis ^h	Water-related targets and/or goals
					Total number	%	Verification ^e					
Maruichi Steel Tube Ltd.	Steel	C	F	Not applicable	No risks	No risks	N/A	No	Director on board	N/A	In 2 years	Company-wide, Site/facility
Mitsubishi Chemical Holdings Corporation	Chemicals	A	A-	1-10	5	-1%	Yes	Yes	Other C-Suite Officer	Customer / Other; Supplier	Water-related	Activity, Brand/ product, Business, Company-wide, Site/facility
Mitsubishi Gas Chemical Company, Inc.	Chemicals	B	C	Not applicable	2	26-50	No	Yes	CEO	No engagement	Water-related	Company-wide
Mitsui Chemicals, Inc.	Chemicals	B	B	Less than 1%	7	1-25	Yes	Yes	CEO, Other	Supplier	Water-related	Company-wide
Mitsui Mining & Smelting Co., Ltd.	M&M	C	C	Not applicable	3	1-25	N/A	Yes	CEO	In 2 years	Water-related	No target/goal
NGK Insulators, Ltd.	General	B	B	Non public								
Nippon Kayaku Co., Ltd.	Chemicals	C	C	Not applicable	4	1-25	No	Yes	CEO	No engagement	Water-related	Business
Nippon Paint Holdings Co., Ltd.	Chemicals	A-	B-	Not applicable	1	1-25	No	Yes	President, Director on board	Supplier	In 2 years	Basin, Country, Site/facility
Nippon Paper Industries Co Ltd	P&F	C	C	Not applicable	No risks	No risks	N/A	No	Director on board	In 2 years	In 2 years	No target/goal
Nippon Sheet Glass Company, Ltd	General	B	B	Non public								
Nippon Shokubai Co., Ltd.	Chemicals	C	D	Non public								
NIPPON STEEL CORPORATION	Steel	B	B	Non public								
Nissan Chemical Corporation	Chemicals	A	A	Not applicable	1	1-25	No	Yes	Director on board	Supplier	Water-related	Activity, Basin, Business, Company-wide, Site/facility
Nitto Denko Corporation	Chemicals	B	B-	1-10	No risks	No risks	N/A	Yes	Director on board	Supplier	In 2 years	Business, Site/facility
Noevir Holdings	General	F	F									
NOF CORPORATION	Chemicals	C	F	Non public								
Pigeon Corp	General	F	F									
Pola Orbis Holdings Inc.	General	F	F									
Shin-Etsu Chemical Co., Ltd.	Chemicals	C	C	76-99	40	1-25	Yes	Yes	CEO	Supplier	Not water-related	Company-wide
Shiseido Co., Ltd.	General	A-	B	1-10	5	1-25	Yes	Yes	CEO, Director on board, Other C-Suite Officer	Customer / Other; Supplier	Water-related	Company-wide, Site/facility
Showa Denko K.K.	Chemicals	B-	B	1-10	2	1-25	Yes	Yes	Director on board	Customer / Other; Supplier	Water-related	Activity
Showa Denko Materials Co Ltd	Chemicals	SA	C									
Sumitomo Bakelite Company Limited	Chemicals	B-	B-	1-10	1	1-25	Yes	Yes	Director on board	Supplier	Not water-related	Company-wide
Sumitomo Chemical Co., Ltd.	Chemicals	A	A	Less than 1%	2	1-25	Yes	Yes	CEO	Customer / Other; Supplier	Water-related	Company-wide, Country, Site/facility
Sumitomo Metal Mining Co., Ltd.	M&M	A-	B	1-10	2	1-25	Yes	Yes	President	Supplier	Water-related	Company-wide

Company ^a	Questionnaire Sector ^b	2021 Score ^c	2020 score ^d	% withdrawn from stressed areas	Company-wide of facilities exposed to water risk			Identification of water-related opportunities ^f	Board level oversight of water-related issues	Engagement with value chain ^g	Water-related outcomes from climate-related scenario analysis ^h	Water-related targets and/or goals
					Total number	%	Verification ^e					
Sumitomo Osaka Cement Co., Ltd.	Cement	D	D	Not applicable	No risks	No risks	N/A	No	Director on board	No engagement	Water-related	No target/goal
Taiheiyo Cement Corporation	Cement	B-	B-	Less than 1%	1	1-25	Yes	Yes	Director on board	In 2 years	Water-related	Company-wide, Country, Site/facility
Taiyo Nippon Sanso Corporation	Chemicals	B	A-	1-10	No risks	No risks	N/A	Yes	CEO, Director on board, Other	N/A	Water-related	Activity, Brand/product, Business, Company-wide, Site/facility
Teijin Ltd.	Chemicals	B-	B	1-10	2	1-25	Yes	Yes(r)	President	Supplier	Not water-related	Company-wide
Toagosei Co., Ltd.	Chemicals	F										
Toda Kogyo Corp	Chemicals	F										
Tokai Carbon Co., Ltd.	Chemicals	F	F									
Tokuyama Corporation	Chemicals	B	B-	Less than 1%	1	51-75	No	Yes	CEO	Supplier	Not water-related	Business
Toppan Inc.	General	F										
Toray Industries, Inc.	Chemicals	A	A	11-25	1	1-25	No	Yes	Board Chair	Customer / Other; Supplier	Water-related	Activity, Brand/product, Business, Company-wide, Site/facility
Tosoh Corporation	Chemicals	B	B-	Not applicable	2	1-25	No	Yes		Customer / Other; Supplier	Water-related	Basin, Company-wide
Toyo Ink SC Holdings Co., Ltd.	General	F										
Ube Industries, Ltd.	Chemicals	C	C	Not applicable	No risks	No risks	N/A	No	No engagement		Water-related	Company-wide
VALQUA, LTD.	Chemicals	F										
Yamato Kogyo Co., Ltd.	Steel	F	F									
Zeon Corporation	Chemicals	C	C-	Not applicable	No risks	No risks	N/A	Yes(r)		N/A	In 2 years	No target/goal
JFE Holdings, Inc.	Steel	A-	A-	Non public								
Power generation												
Chubu Electric Power Co., Inc.	EU	B	B	Not applicable	No risks	No risks	N/A	Yes	Other C-Suite Officer	N/A	Water-related	Business, Company-wide, Site/facility
Electric Power Development Co.,Ltd (J-POWER)	EU	B-	F	Not applicable	No risks	No risks	N/A	Yes	Director on board, Board Chair, CSO	No engagement	Not water-related	Company-wide
Hokkaido Electric Power Co., Inc.	EU	F	F									
Hokuriku Electric Power Company	EU	F	F									
Kyushu Electric Power Co Inc	EU	C	B-	Not applicable	No risks	No risks	N/A	Yes	CEO	Supplier	Not water-related	Site/facility
Shikoku Electric Power Co., Inc.	EU	F	F									
The Chugoku Electric Power Company	EU	F	F									
The Kansai Electric Power Co., Inc.	EU	F	F									

[illegible]

Company ^a	Questionnaire Sector ^b	2021 Score ^c	2020 score ^d	% withdrawn from stressed areas	Company-wide of facilities exposed to water risk		Verification ^e	Identification of water-related opportunities ^f	Board level oversight of water-related issues	Engagement with value chain ^g	Water-related outcomes from climate-related scenario analysis ^h	Water-related targets and/or goals
					Total number	%						
Odakyu Electric Railway Co., Ltd.	General	F	F									
Paltac	General	F	F									
Pan Pacific International Holdings Corporation	General	F										
Ryohin Keikaku Co., Ltd.	General	F	F									
Seven & I Holdings Co., Ltd.	General	F	F									
Shimamura Co., Ltd.	General	F	F									
Sojitz Corporation	General	N/S	N/A									
Sotetsu Holdings, Inc.	General	F	F									
Sugi Holdings Co., Ltd.	General	F	F									
Sumitomo Corporation	General	A-	A	1-10	No risks	No risks	N/A	Yes	CEO	Customer / Other	Not water-related	Activity, Basin, Brand/product, Business, Company-wide, Country, Site/facility
Sundrug Co., Ltd.	General	F	F									
Takashimaya Company, Limited	General	F										
Tobu Railway Co., Ltd.	General	F	F									
Tokyo Century Corporation	General	C	Private	Not relevant	No risks	No risks	N/A	Yes	Director on board	N/A	No analysis	No target/goal
Tokyu Corporation	General	F	F									
Toyota Tsusho Corporation	General	A-	B	Less than 1%	1	-1%	Yes	Yes		N/A	In 2 years	Business, Company-wide, Site/facility
Tsuruha Holdings Inc.	General	C-	F	Not applicable	No risks	No risks	N/A	No		In 2 years	In 2 years	No target/goal
United Arrows Ltd	General	Private										
Welcia Holdings Co Ltd	General	F	F									
Services												
BANDAI NAMCO Holdings Inc.	General	D	D	Not applicable	No risks	No risks	N/A	No	COO	N/A	No analysis	No target/goal
Dai Nippon Printing Co., Ltd.	General	N/S										
Fujitsu Limited	General	A	A	1-10	No risks	No risks	N/A	Yes	Director on board	Customer / Other; Supplier	Not water-related	Activity, Business, Company-wide, Site/facility
Hitachi, Ltd.	General	A	A	1-10	10	-1%	No	Yes	Director on board	Customer / Other; Supplier	Water-related	Business, Company-wide, Site/facility
Keihan Holdings Co.,Ltd.	General	F	F									
NEC Corporation	General	A	A	Less than 1%	2	-1%	Yes	Yes	CEO	Supplier	Water-related	Business, Company-wide, Site/facility
Nisshinbo Holdings Inc.	General	B	B	1-10	1	-1%	No	Yes	CEO	Customer / Other; Supplier	Not water-related	Business, Company-wide, Site/facility

Company ^a	Questionnaire Sector ^b	2021 Score ^c	2020 score ^d	% withdrawn from stressed areas	Company-wide of facilities exposed to water risk			Identification of water-related opportunities ^f	Board level oversight of water-related issues	Engagement with value chain ^g	Water-related outcomes from climate-related scenario analysis ^h	Water-related targets and/or goals
					Total number	%	Verification ^e					
PARK24 Co., Ltd.	General	C	C-	Not relevant	No risks	No risks	N/A	No	CEO	N/A	No analysis	No target/goal
Secom Co., Ltd.	General	F	B-									
Sega Sammy Holdings Inc.	General	C	D	Not applicable	No risks	No risks	N/A	No	Board-level committee	In 2 years	No analysis	Other
Tokyu Fudosan Holdings Corporation	General	F	F									
Manufacturing												
Central Japan Railway Company	TS	F	F									
East Japan Railway Company	TS	F	F									
Hankyu Hanshin Holdings, Inc.	TS	F	F									
Keikyu Corporation	TS	F	F									
Keisei Electric Railway Co., Ltd.	TS	F	F									
Kyushu Railway	TS	B-	F	Not applicable	6	1-25	No	Yes	COO	No engagement	Water-related	No target/goal
Nankai Electric Railway Co., Ltd.	TS	B	B	Not applicable	2	76-99	No	Yes	Other	N/A	In 2 years	Brand/product, Business, Company-wide
West Japan Railway Company	TS	F	F									

a Listed in alphabetical order by main business lines. Corporate names are omitted.

b CG: Capital goods
 FBT: Food, Beverage & Tobacco
 EPM: Transport Engine Part Manufacturers
 EU: Electric Utilities
 M&M: Metals & Mining
 O&G: Oil & Gas
 OEMs: Transport Original Equipment Manufacturer
 P&F: Paper & Forestry
 TS: Transport Services

c N/S: Not Scored
 SA: See Another

d N/S: Not Scored
 Private: Score is not public
 SA: See Another

e N/A: Not applicable
 (If the company has not responded for facilities exposed to water risk)

f Yes(r): Opportunities are identified and realized
 Yes: Opportunities are identified but not yet realized
 No: Opportunities are not identified

g In 2 years: planned to engage within 2 years
 N/A: Not applicable ("not at all/not very important" or "rated") I have not." about the indirect water use assessment)

h Water-related: Climate-related scenario analysis is used and water-related outcome is identified
 Not water-related: Climate-related scenario analysis is used but no water-related outcome is identified
 In 2 years: Climate-related scenario analysis is not used but will be anticipated within the next two years
 No analysis: Climate-related scenario analysis is not used and no plans for using in the next two years

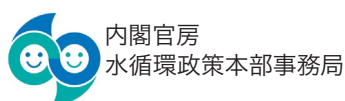
Report writer and scoring partner



Scoring partners



Supporters: This report was published for the CDP Japan Water Security Launch event 2021 and for distribution to those involved. Our sincere thanks are extended to the following organizations for supporting the event.



CDP Japan Contacts

Michiyo Morisawa

Director Japan

Aika Okusa

Aiko Ueda

Akiyoshi Yamaguchi

Eri Kakuta

Eriko Yamashita

H Maya Takahashi

Kae Takase

Kanako Inoue

Ken Yamaguchi

Kosuke Hiromatsu

Kyoko Narita

Minami Okada

Misato Yamaura

Miyako Enokibori

Natsuki Sugiura

Rikako Arai

Riri Kondo

Ryota Sakai

Sachiyo Shibuya

Taisuke Yasumuro

Takuya Harada

Tomoaki Yoshino

Wataru Kawamura

Yuhei Tsukamoto

Yuki Nomura

CDP Worldwide-Japan

2-2-1 Otemachi, Chiyoda-ku

Tokyo 100-0004

Japan

Tel: +81 (0) 3 6225 2232

japan@cdp.net

CDP Japan Trustees

Takejiro Sueyoshi

Michiyo Morisawa

Takeshi Mizuguchi

Tohru Nakashizuka

CDP Worldwide Contacts

Cate Lamb

Head of Water Security

Patricia Calderon

Associate Director, Water Security

CDP Worldwide

4th Floor Plantation Place South

60 Great Tower Street

London

EC3R 5AD

Tel: +44 (0) 20 3818 3900

www.cdp.net

info@cdp.net

KPMG Contacts

Junichi Adachi

Partner, Representative Director

junichi.adachi@jp.kpmg.com

Kazuhiko Saito

Partner, Representative Director

kazuhiko.saito@jp.kpmg.com

Yukinobu Matsuo

Partner, Board Director

yukinobu.matsuo@jp.kpmg.com