

ユーザー登録 回答ダッシュボード 使用方法

2020年4月

目次

- ▼ 回答準備
- ▼ ガイダンス
- ▼ アカウント作成
- ▼ 回答ダッシュボード

回答準備

回答準備

始める前に:

- ▼ ポップアップブロックを解除
- ▼ @cdp.netからのメール受信許可設定

エラーの場合は:

- ▼ ORS、ダッシュボードからサインアウト
- ▼ クッキー、ブラウザ履歴を削除し再確認

アクセス方法:

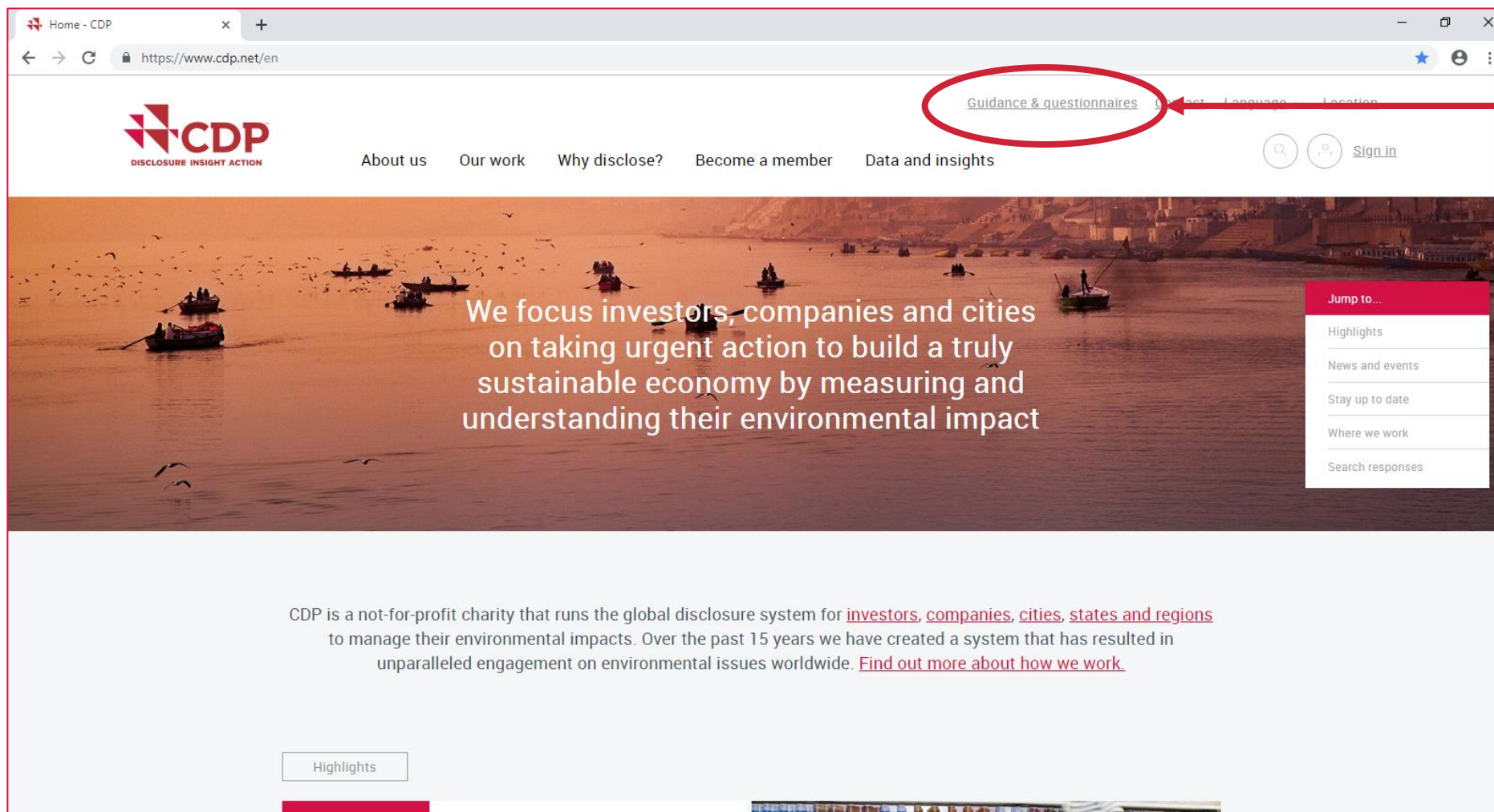
- ▼ CDPからの回答要請メールにあるリンクへアクセス
- ▼ アカウント登録/サインイン
- ▼ メールが届かない場合 :
respond@cdp.net (英語, ロンドン本部)
japan@cdp.net (日本語, ジャパン事務局)
までお問合せください

ガイダンス



ガイダンス

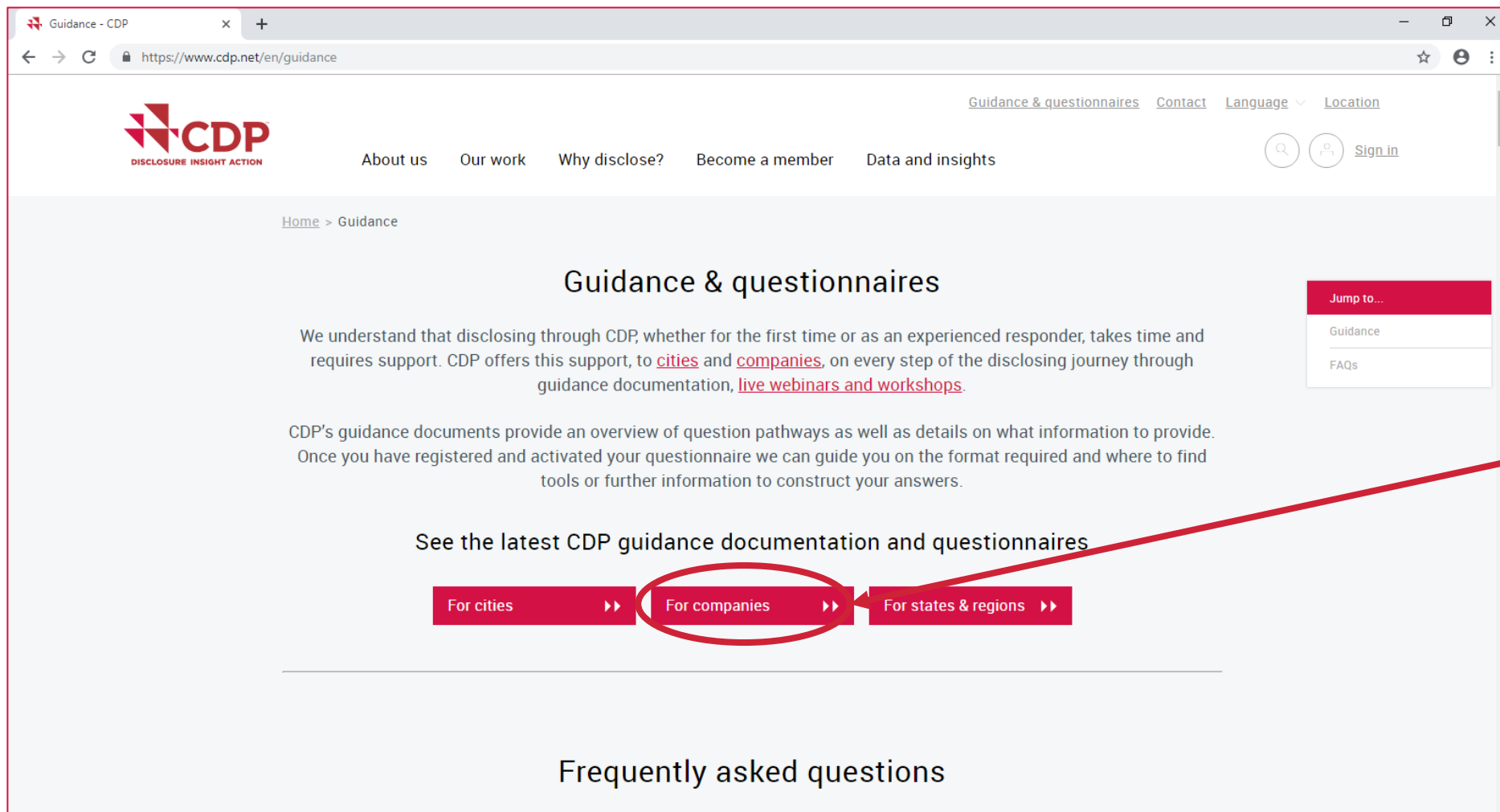
ガイダンスへアクセスするには



The screenshot shows the CDP website homepage. The top navigation bar includes the CDP logo, a search icon, a user icon, and a 'Sign in' link. The 'Guidance & questionnaires' link is circled in red. Below the navigation bar is a large banner image of a harbor with many small boats. The banner text reads: 'We focus investors, companies and cities on taking urgent action to build a truly sustainable economy by measuring and understanding their environmental impact'. To the right of the banner is a 'Jump to...' menu with links to 'Highlights', 'News and events', 'Stay up to date', 'Where we work', and 'Search responses'. Below the banner is a paragraph of text: 'CDP is a not-for-profit charity that runs the global disclosure system for investors, companies, cities, states and regions to manage their environmental impacts. Over the past 15 years we have created a system that has resulted in unparalleled engagement on environmental issues worldwide. Find out more about how we work.' At the bottom left, there is a 'Highlights' button.

ガイダンス

ガイダンスへアクセスするには



The screenshot shows the CDP website's 'Guidance & questionnaires' page. The page has a header with the CDP logo, navigation links (About us, Our work, Why disclose?, Become a member, Data and insights), and a search/sign in area. The main content area is titled 'Guidance & questionnaires' and includes a paragraph explaining the support provided. Below this, there is a section titled 'See the latest CDP guidance documentation and questionnaires' with three buttons: 'For cities', 'For companies', and 'For states & regions'. The 'For companies' button is circled in red, and a red arrow points from the right side of the image towards it. At the bottom of the page, there is a section titled 'Frequently asked questions'.

Guidance - CDP

https://www.cdp.net/en/guidance

Guidance & questionnaires Contact Language Location

About us Our work Why disclose? Become a member Data and insights

Sign in

Home > Guidance

Guidance & questionnaires

We understand that disclosing through CDP, whether for the first time or as an experienced responder, takes time and requires support. CDP offers this support, to [cities](#) and [companies](#), on every step of the disclosing journey through guidance documentation, [live webinars and workshops](#).

CDP's guidance documents provide an overview of question pathways as well as details on what information to provide. Once you have registered and activated your questionnaire we can guide you on the format required and where to find tools or further information to construct your answers.

Jump to...

- Guidance
- FAQs

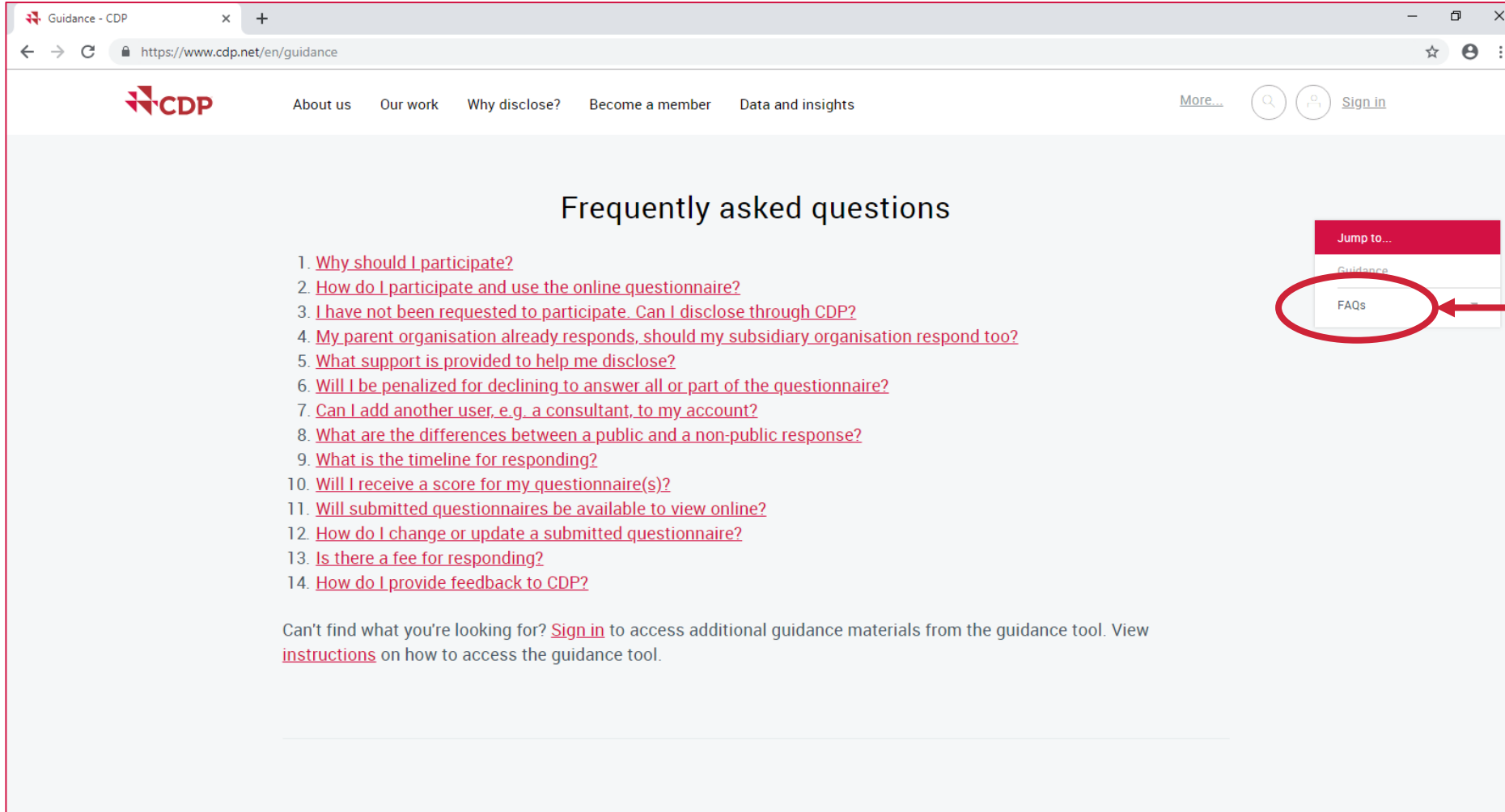
See the latest CDP guidance documentation and questionnaires

For cities For companies For states & regions

Frequently asked questions

ガイダンス

FAQ



Guidance - CDP

https://www.cdp.net/en/guidance

About us Our work Why disclose? Become a member Data and insights More... Sign in

Frequently asked questions

1. [Why should I participate?](#)
2. [How do I participate and use the online questionnaire?](#)
3. [I have not been requested to participate. Can I disclose through CDP?](#)
4. [My parent organisation already responds, should my subsidiary organisation respond too?](#)
5. [What support is provided to help me disclose?](#)
6. [Will I be penalized for declining to answer all or part of the questionnaire?](#)
7. [Can I add another user, e.g. a consultant, to my account?](#)
8. [What are the differences between a public and a non-public response?](#)
9. [What is the timeline for responding?](#)
10. [Will I receive a score for my questionnaire\(s\)?](#)
11. [Will submitted questionnaires be available to view online?](#)
12. [How do I change or update a submitted questionnaire?](#)
13. [Is there a fee for responding?](#)
14. [How do I provide feedback to CDP?](#)

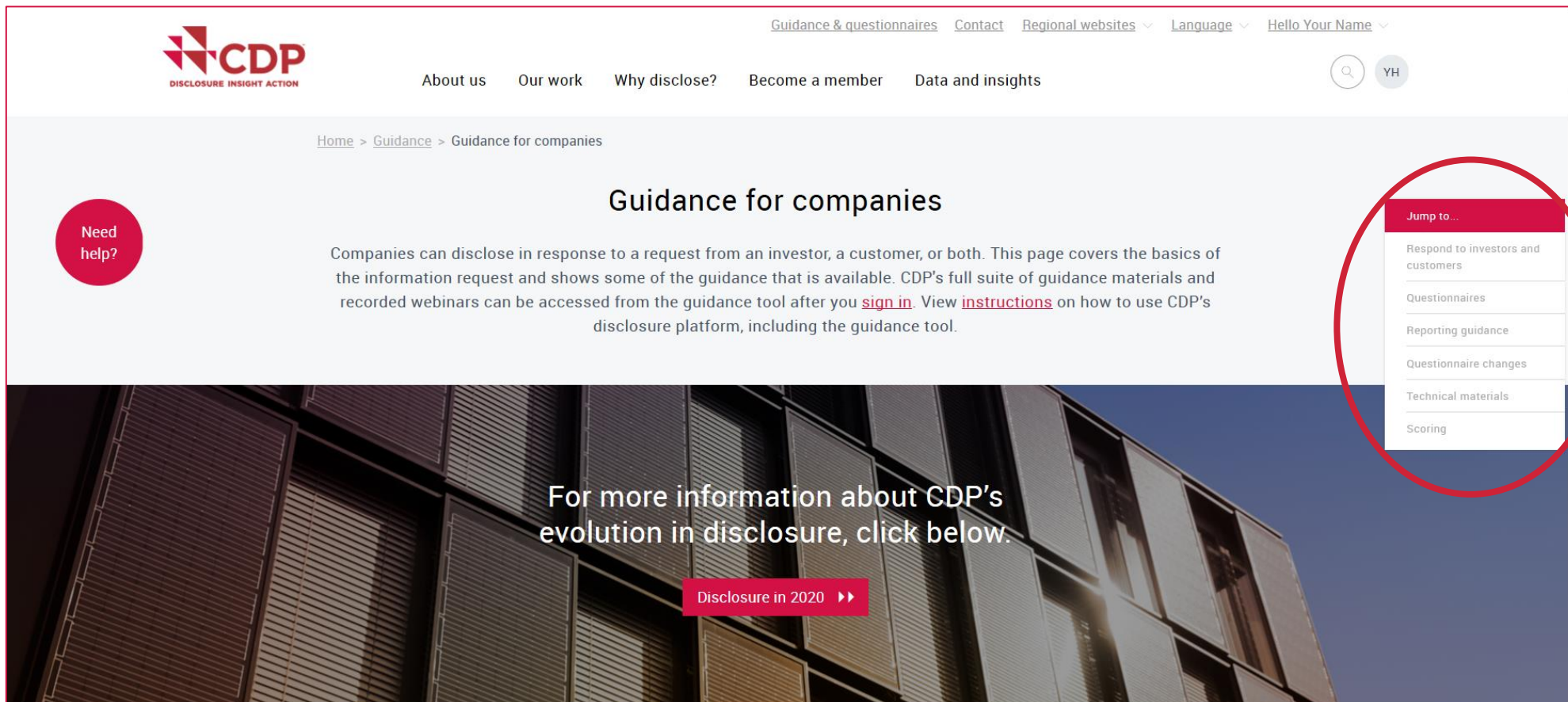
Can't find what you're looking for? [Sign in](#) to access additional guidance materials from the guidance tool. View [instructions](#) on how to access the guidance tool.

Jump to...

- Guidance
- FAQs**

ガイダンス

企業向けガイダンスページ



The screenshot shows the CDP website's 'Guidance for companies' page. The header includes the CDP logo, navigation links (About us, Our work, Why disclose?, Become a member, Data and insights), and user options (Guidance & questionnaires, Contact, Regional websites, Language, Hello Your Name). A search icon and 'YH' are also present. The main content area features a breadcrumb trail (Home > Guidance > Guidance for companies), a 'Need help?' button, and a title 'Guidance for companies'. The text explains that companies can disclose in response to a request from an investor, a customer, or both, and provides links to 'sign in' and 'instructions'. A red circle highlights a 'Jump to...' dropdown menu on the right, which lists: 'Respond to investors and customers', 'Questionnaires', 'Reporting guidance', 'Questionnaire changes', 'Technical materials', and 'Scoring'. Below the main text is a large image of a modern building facade with the text 'For more information about CDP's evolution in disclosure, click below.' and a button labeled 'Disclosure in 2020 >>'.

CDP
DISCLOSURE INSIGHT ACTION

Guidance & questionnaires Contact Regional websites Language Hello Your Name

About us Our work Why disclose? Become a member Data and insights

Home > Guidance > Guidance for companies

Need help?

Guidance for companies

Companies can disclose in response to a request from an investor, a customer, or both. This page covers the basics of the information request and shows some of the guidance that is available. CDP's full suite of guidance materials and recorded webinars can be accessed from the guidance tool after you [sign in](#). View [instructions](#) on how to use CDP's disclosure platform, including the guidance tool.

Jump to...

- Respond to investors and customers
- Questionnaires
- Reporting guidance
- Questionnaire changes
- Technical materials
- Scoring

For more information about CDP's evolution in disclosure, click below.

Disclosure in 2020 >>

ガイダンス

CDP 質問書



[About us](#) [Our work](#) [Why disclose?](#) [Become a member](#) [Data and insights](#)

[More...](#)



YH

Need
help?

CDP questionnaires 2020



Climate change
Climate change questionnaire for
companies disclosing to the 2020
request.



Forests
Forests questionnaire for companies
disclosing to the 2020 request.



Water security
Water security questionnaire for
companies disclosing to the 2020
request.

CDP provides guidance that explains each question in detail and describes what information to provide, the required format, and where to find tools or further information to construct your answer.

[Sign in to access additional guidance materials from the guidance tool](#)

Jump to...

[Respond to investors and customers](#)

[Questionnaires](#)

[Reporting guidance](#)

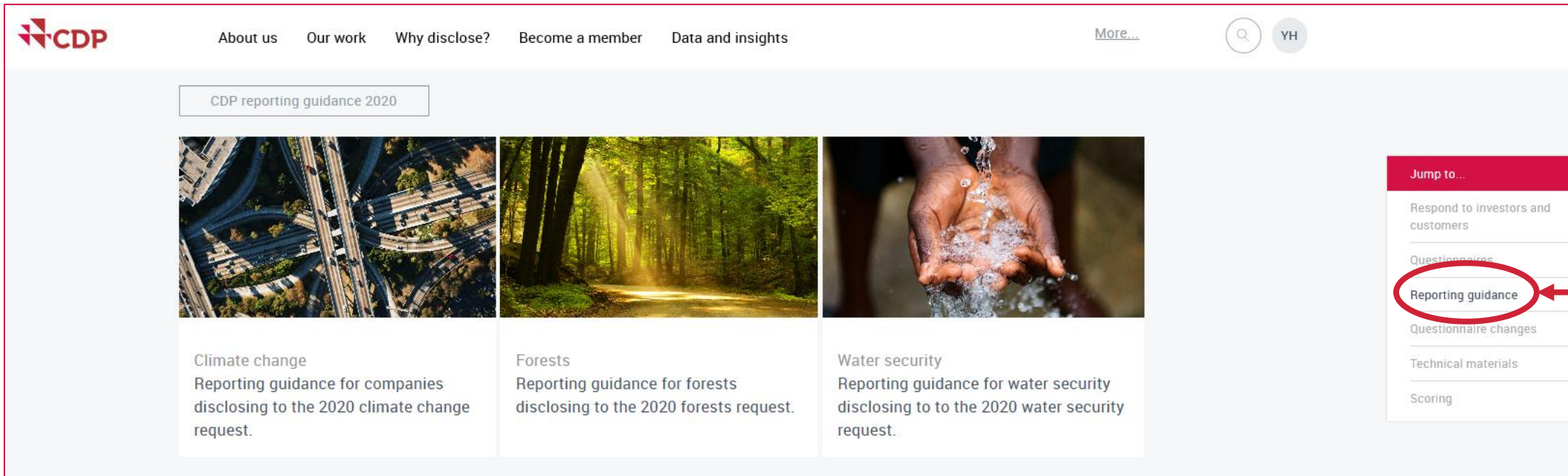
[Questionnaire changes](#)

[Technical materials](#)

[Scoring](#)

ガイダンス

報告ガイダンス



The screenshot shows the CDP reporting guidance 2020 website. The header includes the CDP logo, navigation links (About us, Our work, Why disclose?, Become a member, Data and insights), a search icon, and a user profile icon (YH). Below the header, there is a section titled "CDP reporting guidance 2020" with three main categories: Climate change, Forests, and Water security. Each category has a corresponding image and a brief description of the reporting guidance. On the right side, there is a "Jump to..." menu with a list of links: Respond to investors and customers, Questionnaires, Reporting guidance (highlighted with a red circle and an arrow), Questionnaire changes, Technical materials, and Scoring.

CDP reporting guidance 2020

Climate change
Reporting guidance for companies disclosing to the 2020 climate change request.

Forests
Reporting guidance for forests disclosing to the 2020 forests request.




Water security
Reporting guidance for water security disclosing to the 2020 water security request.

Jump to...


- Respond to investors and customers
- Questionnaires
- Reporting guidance**
- Questionnaire changes
- Technical materials
- Scoring

ガイダンス


質問書の変更点

[About us](#) [Our work](#) [Why disclose?](#) [Become a member](#) [Data and insights](#) [More...](#)  


CDP questionnaire changes 2019-2020



Climate change
A map of the relationship between questions in the 2019 climate change questionnaire and the 2020 climate change questionnaire.



Forests
A map of the relationship between questions in the 2019 forests questionnaire and the 2020 forests questionnaire.



Water security
A map of the relationship between questions in the 2019 water security questionnaire and the 2020 water security questionnaire.

Jump to...

[Respond to investors and customers](#)

[Questionnaires](#)

[Reporting guidance](#)

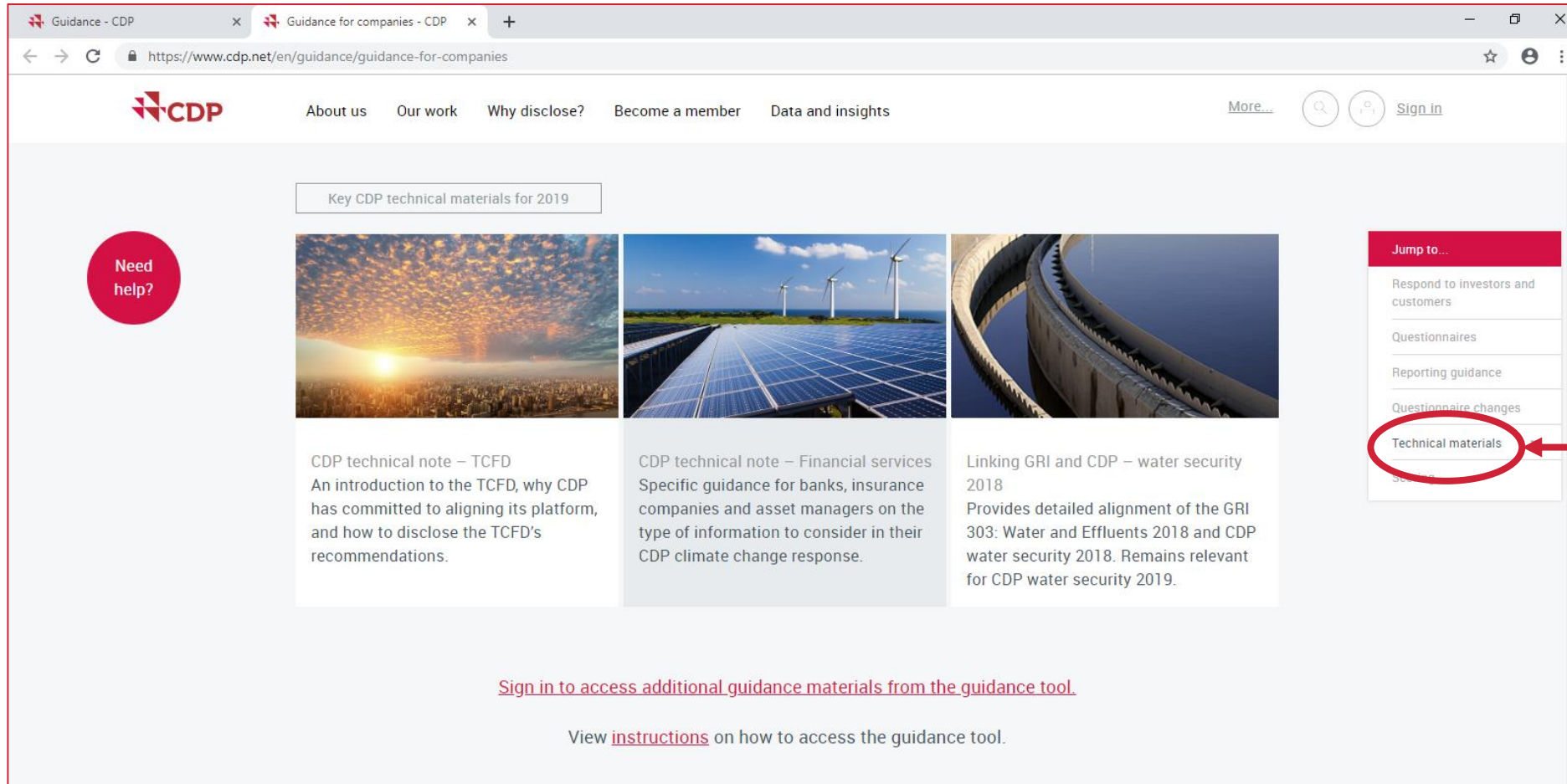
[Questionnaire changes](#)

[Technical materials](#)

[Scoring](#)

ガイダンス

CDP テクニカルノート



The screenshot shows the CDP Guidance website for companies. The browser address bar displays <https://www.cdp.net/en/guidance/guidance-for-companies>. The website header includes the CDP logo, navigation links (About us, Our work, Why disclose?, Become a member, Data and insights), and a 'Sign in' button. A 'Need help?' button is visible on the left. The main content area is titled 'Key CDP technical materials for 2019' and features three cards: 'CDP technical note – TCFD', 'CDP technical note – Financial services', and 'Linking GRI and CDP – water security 2018'. A right-hand sidebar with a 'Jump to...' header lists various resources, with 'Technical materials' circled in red and pointed to by a red arrow. At the bottom, there is a link to 'Sign in to access additional guidance materials from the guidance tool' and a note to 'View instructions on how to access the guidance tool.'

Guidance - CDP x Guidance for companies - CDP x +
https://www.cdp.net/en/guidance/guidance-for-companies

CDP About us Our work Why disclose? Become a member Data and insights More... Sign in

Key CDP technical materials for 2019

Need help?

CDP technical note – TCFD
An introduction to the TCFD, why CDP has committed to aligning its platform, and how to disclose the TCFD's recommendations.

CDP technical note – Financial services
Specific guidance for banks, insurance companies and asset managers on the type of information to consider in their CDP climate change response.

Linking GRI and CDP – water security 2018
Provides detailed alignment of the GRI 303: Water and Effluents 2018 and CDP water security 2018. Remains relevant for CDP water security 2019.

Jump to...
Respond to investors and customers
Questionnaires
Reporting guidance
Questionnaire changes
Technical materials
Sign in

[Sign in to access additional guidance materials from the guidance tool.](#)

View [instructions](#) on how to access the guidance tool.

ガイダンス

CDP 回答スコアリング手法

CDP scoring methodologies 2019

CDP uses the scoring methodologies to incentivize companies to measure and manage environmental impacts through participation in CDP's climate change, forests, and water security questionnaires. Each of CDP's questionnaires has an individual scoring methodology.

Maintaining CDP's reputation as an independent and unbiased provider of high quality information is of paramount importance. [Read our policy on conflicts of interest for more information.](#)

The scoring of CDP's questionnaires is conducted by accredited scoring partners trained by CDP. CDP's internal scoring team coordinate and collate all scores and run data quality checks and quality assurance processes to ensure that scoring standards are aligned between samples and scoring partners.



Climate change

Full version scoring methodology for companies disclosing to the 2019 climate change request (updated June 21, 2019)



Forests

Full version scoring methodology for companies disclosing to the 2019 forests request (updated June 7, 2019)



Water security

Full version scoring methodology for companies disclosing to the 2019 water



Scoring Introduction

An introduction to how scoring is applied to all of CDP questionnaires

Jump to...

[Respond to investors and customers](#)

[Questionnaires](#)

[Reporting guidance](#)

[Questionnaire changes](#)

[Technical materials](#)

[Scoring](#)

ガイダンス

2020年サイクルにおけるタイムラインとお知らせ

A screenshot of the CDP website's "Guidance for companies" page. The page has a white header with the CDP logo, navigation links, and a search bar. The main content area is white with a heading "Guidance for companies" and a paragraph of text. A red circular button labeled "Need help?" is on the left. A red arrow points from the right side of the page to a red button labeled "Disclosure in 2020" which is circled in red. The background of the lower half of the page is a photograph of a modern building with a grid-like facade.

Guidance & questionnaires Contact Regional websites Language Hello Your Name

About us Our work Why disclose? Become a member Data and insights

Home > Guidance > Guidance for companies

Guidance for companies

Companies can disclose in response to a request from an investor, a customer, or both. This page covers the basics of the information request and shows some of the guidance that is available. CDP's full suite of guidance materials and recorded webinars can be accessed from the guidance tool after you [sign in](#). View [instructions](#) on how to use CDP's disclosure platform, including the guidance tool.

Need help?

Jump to...

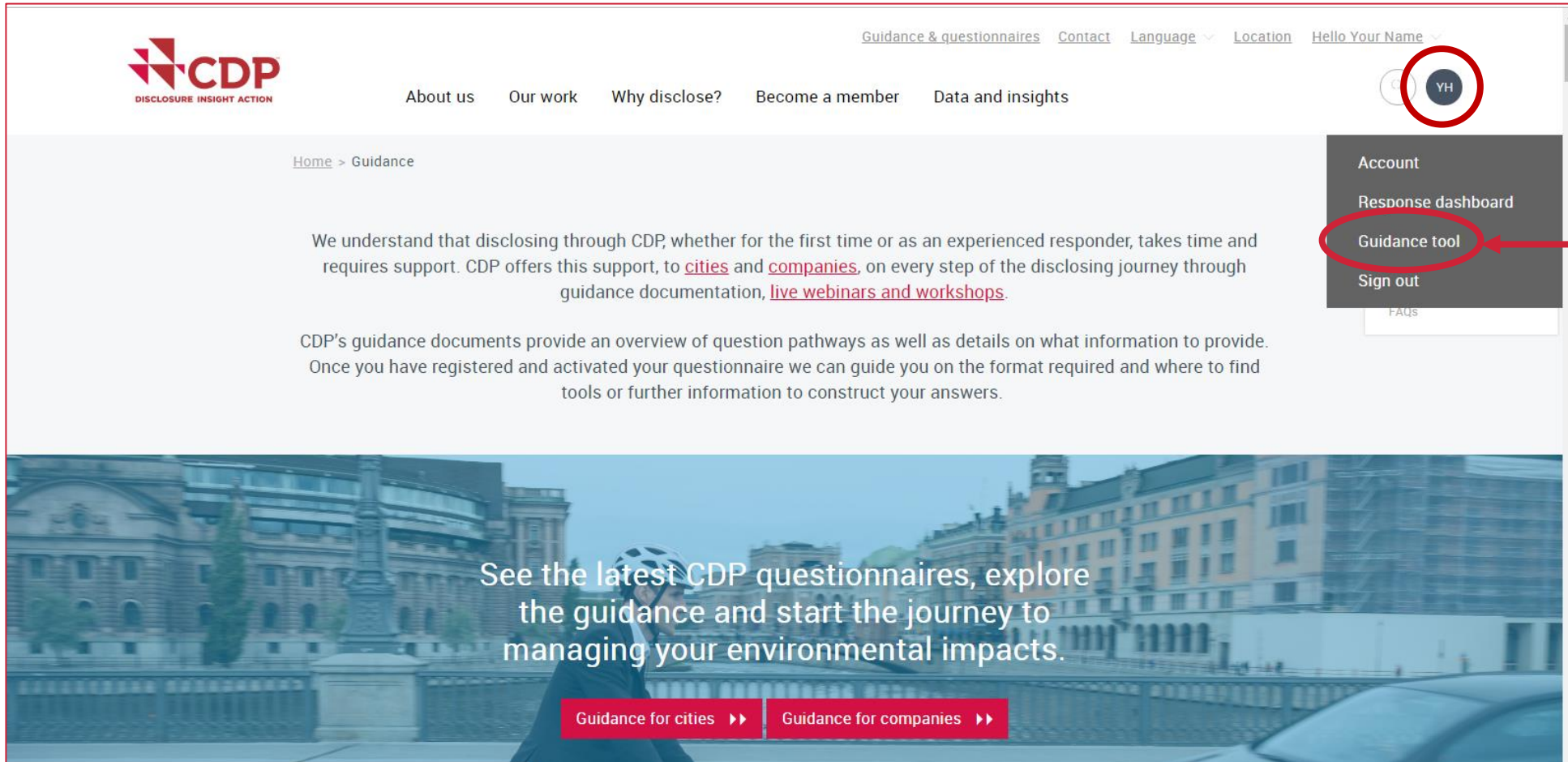
- Respond to investors and customers
- Questionnaires
- Reporting guidance
- Questionnaire changes
- Technical materials
- Scoring

For more information about CDP's evolution in disclosure, click below.

Disclosure in 2020 >>

ガイダンス

ダッシュボードからガイダンスへのアクセス



The screenshot shows the CDP website's 'Guidance' page. At the top, the CDP logo is on the left, and navigation links for 'Guidance & questionnaires', 'Contact', 'Language', 'Location', and 'Hello Your Name' are on the right. Below the logo, a horizontal menu contains 'About us', 'Our work', 'Why disclose?', 'Become a member', and 'Data and insights'. A user profile icon with the initials 'YH' is circled in red. A dropdown menu is open from this icon, with the 'Guidance tool' option circled in red and a red arrow pointing to it from the right. The main content area has a breadcrumb 'Home > Guidance' and text explaining the support provided. At the bottom, a banner image shows a person on a bicycle with the text 'See the latest CDP questionnaires, explore the guidance and start the journey to managing your environmental impacts.' and two buttons: 'Guidance for cities' and 'Guidance for companies'.

CDP
DISCLOSURE INSIGHT ACTION

Guidance & questionnaires Contact Language Location Hello Your Name

About us Our work Why disclose? Become a member Data and insights

Home > Guidance

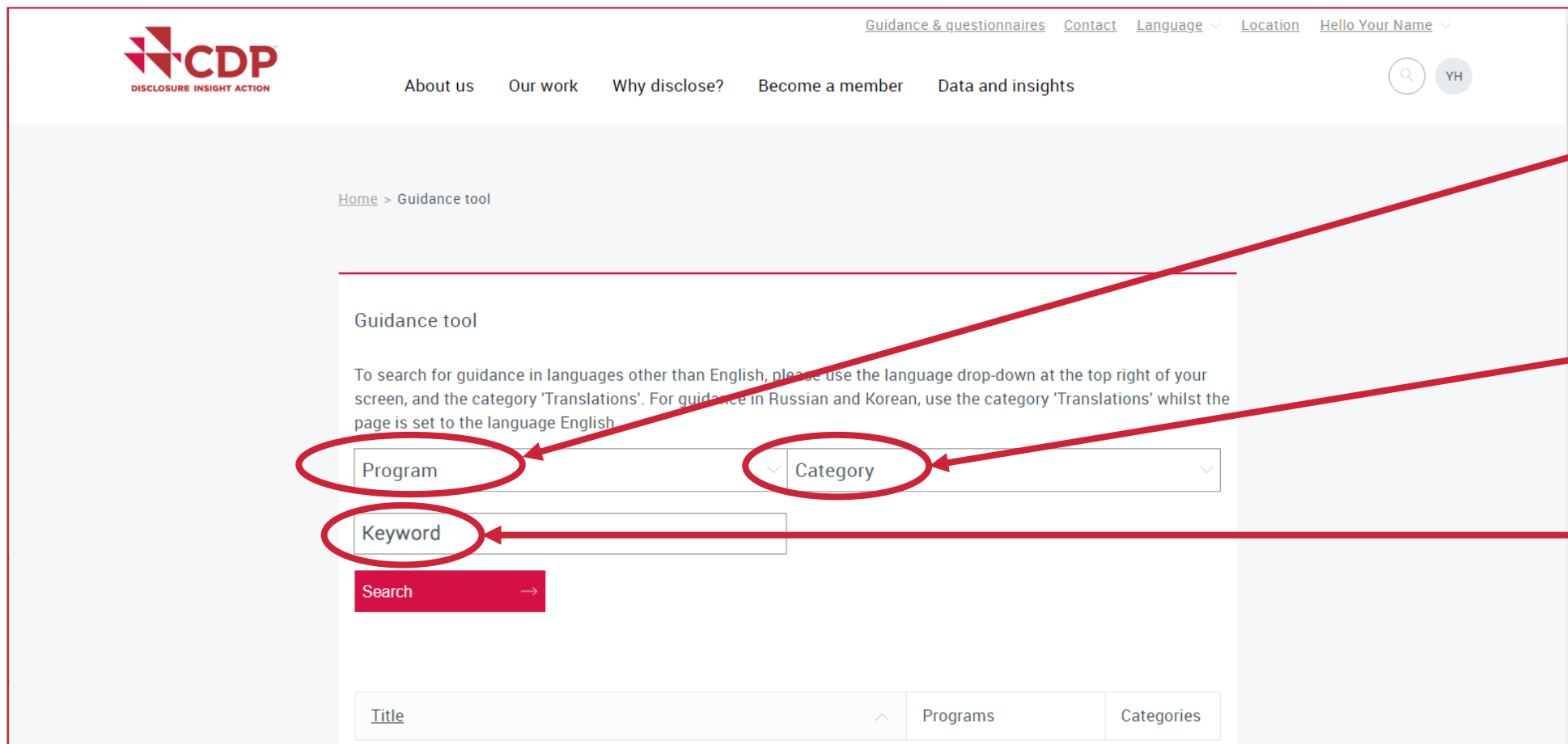
We understand that disclosing through CDP, whether for the first time or as an experienced responder, takes time and requires support. CDP offers this support, to [cities](#) and [companies](#), on every step of the disclosing journey through guidance documentation, [live webinars and workshops](#).

CDP's guidance documents provide an overview of question pathways as well as details on what information to provide. Once you have registered and activated your questionnaire we can guide you on the format required and where to find tools or further information to construct your answers.

See the latest CDP questionnaires, explore the guidance and start the journey to managing your environmental impacts.

Guidance for cities >> Guidance for companies >>

ガイダンス 検索方法



The screenshot shows the CDP Guidance tool search interface. The header includes the CDP logo, navigation links (About us, Our work, Why disclose?, Become a member, Data and insights), and a top right section with links (Guidance & questionnaires, Contact, Language, Location, Hello Your Name) and a search icon. The main content area is titled 'Guidance tool' and contains a search form. The form has three input fields: 'Program', 'Category', and 'Keyword'. The 'Program' and 'Category' fields are circled in red, and the 'Keyword' field is also circled in red. A red arrow points from the 'Program' field to the 'Category' field, and another red arrow points from the 'Category' field to the 'Keyword' field. Below the search form is a red 'Search' button with a right arrow. At the bottom, there is a table with columns for 'Title', 'Programs', and 'Categories'.

CDP
DISCLOSURE INSIGHT ACTION

Guidance & questionnaires Contact Language Location Hello Your Name

About us Our work Why disclose? Become a member Data and insights

Home > Guidance tool

Guidance tool

To search for guidance in languages other than English, please use the language drop-down at the top right of your screen, and the category 'Translations'. For guidance in Russian and Korean, use the category 'Translations' whilst the page is set to the language English

Program Category

Keyword

Search →

Title	Programs	Categories
-------	----------	------------

アカウント作成



アカウント作成

登録メールからサインイン



件名(U) CDP 2020 | Online Response System Now Open - Updated timeline and request for your company to disclose environmental information

CDP's Online Response System (ORS) is now open. Please [sign in](#) to your organization's dashboard to confirm your participation to your stakeholders and start inputting data into the questionnaire(s).

Please note that we will provide you with monthly reminders until the deadline has passed.

Summary of 2020 requests

You are being requested to respond by the following stakeholders:

Questionnaire	Requested by Investors	Requested by Customers
Climate Change	✓ 515+ investors representing US\$106 trillion in assets	✓ ABC, 123
Forests	x	x
Water Security	✓	x

Disclosing through CDP in 2020
Questionnaire responses must be submitted via CDP's ORS by **August 26, 2020** to be eligible for scoring.

To find out about disclosure options, including those for first-time responders, eligibility for scoring, timelines and updates, please review our [How to disclose](#) and [Frequently Asked Questions](#) pages. For detailed guidance on using the ORS, and how to get started, please see [Using CDP's Disclosure Platform](#).

サインイン

回答要請のあった質問書

アカウント作成

CDPアカウント作成




Welcome

Register and join thousands of companies, investors, governments and organizations already discovering invaluable insights from CDP data. Use it to compare companies, enhance corporate engagement, strengthen analysis and gain policy insights. Enter your details for instant access.

Already a CDP user? [Login](#)

Not your email and organization? Please contact your CDP account manager or email respond@cdp.net.

Please provide a password



☐ Registering confirms you agree to [CDP's Terms & Conditions](#) and have read and understood [CDP's Privacy Policy](#)

パスワードを設定

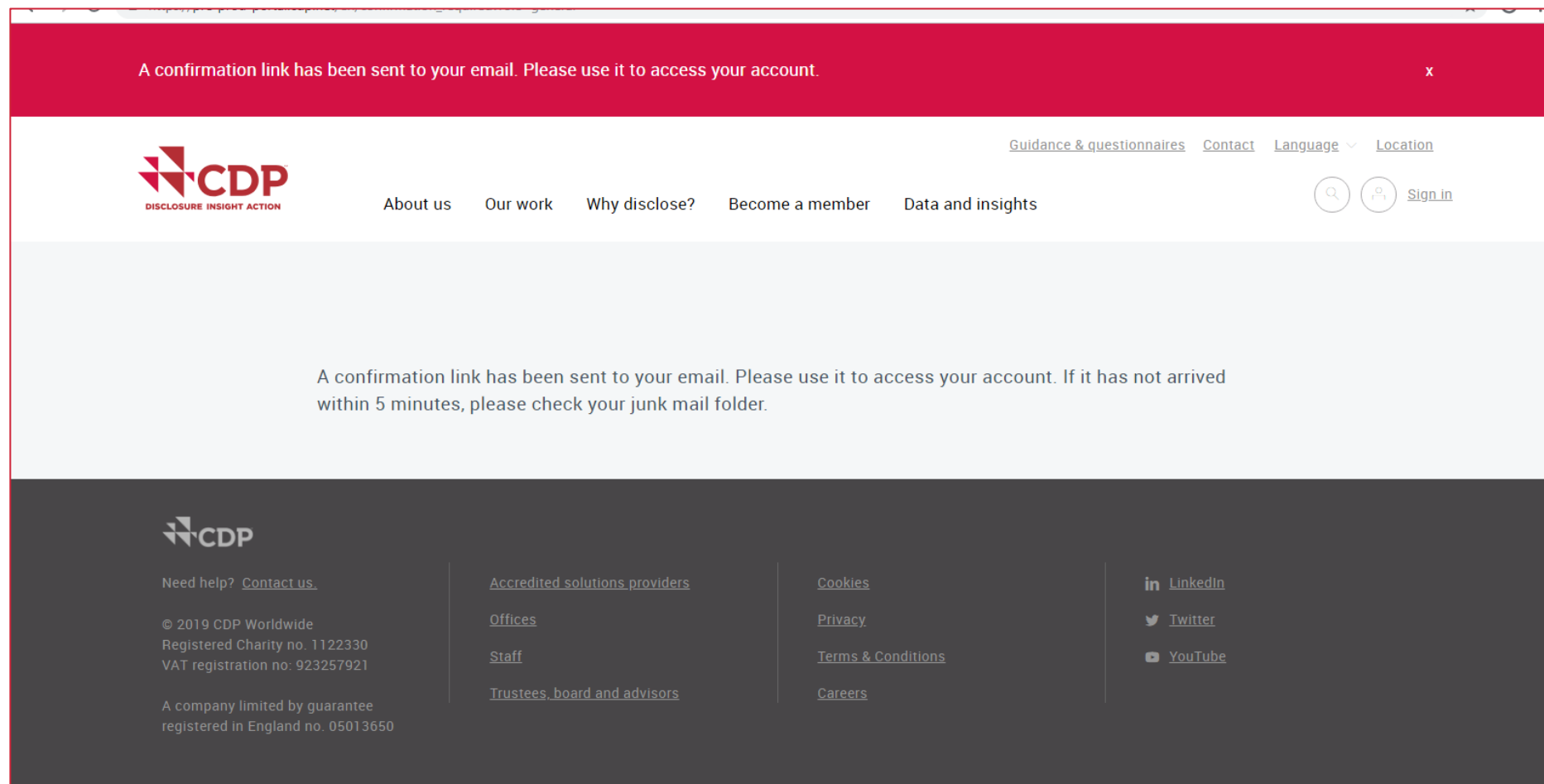
画像に表示される
英数字を入力

✓を入れる

「登録」をクリック

アカウント作成

登録確認リンク



アカウント作成


確認メールーログイン

✓

Success!

Email confirmed. Please sign in.

x



Guidance & questionnairesContactLanguageLocation

About usOur workWhy disclose?Become a memberData and insights

SearchUserSign in

Need help?

Sign in and join thousands of companies, investors, governments and organizations already discovering invaluable insights from CDP data. Use it to compare companies, enhance corporate engagement, strengthen analysis and gain policy insights. You can use the data for corporate engagement and integrate it in analytical and investment models and products.

[Back to home](#)

example@domain.com

password

Show

Forgotten your password?

Resend registration or confirmation link

Login→

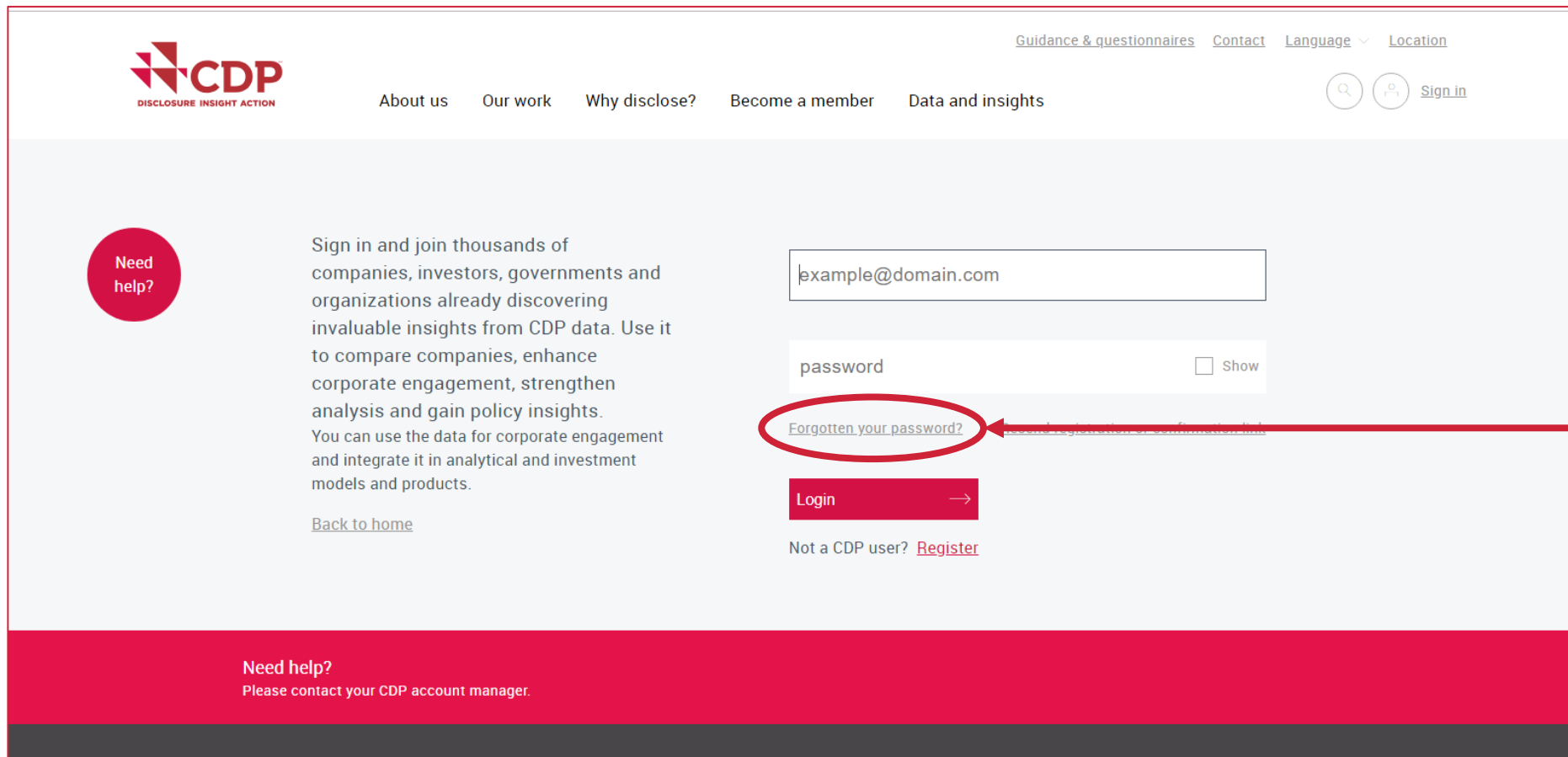
Not a CDP user? [Register](#)

Need help?

Please contact your CDP account manager.

アカウント作成

パスワードを忘れた場合



The screenshot shows the CDP login page. At the top, there is a navigation bar with the CDP logo, links for 'Guidance & questionnaires', 'Contact', 'Language', and 'Location', and a 'Sign in' button. Below the navigation bar, there is a main content area. On the left, there is a 'Need help?' button. In the center, there is a sign-in form with fields for 'email@domain.com' and 'password'. Below the password field, there is a 'Show' checkbox. A red circle highlights the 'Forgotten your password?' link, and a red arrow points to it from the right. Below the link, there is a 'Login' button with a right arrow. At the bottom, there is a 'Not a CDP user? Register' link. A red footer bar contains the text 'Need help? Please contact your CDP account manager.'

Need help?

Sign in and join thousands of companies, investors, governments and organizations already discovering invaluable insights from CDP data. Use it to compare companies, enhance corporate engagement, strengthen analysis and gain policy insights. You can use the data for corporate engagement and integrate it in analytical and investment models and products.

[Back to home](#)

example@domain.com

password ☐ Show

[Forgotten your password?](#)

Login →

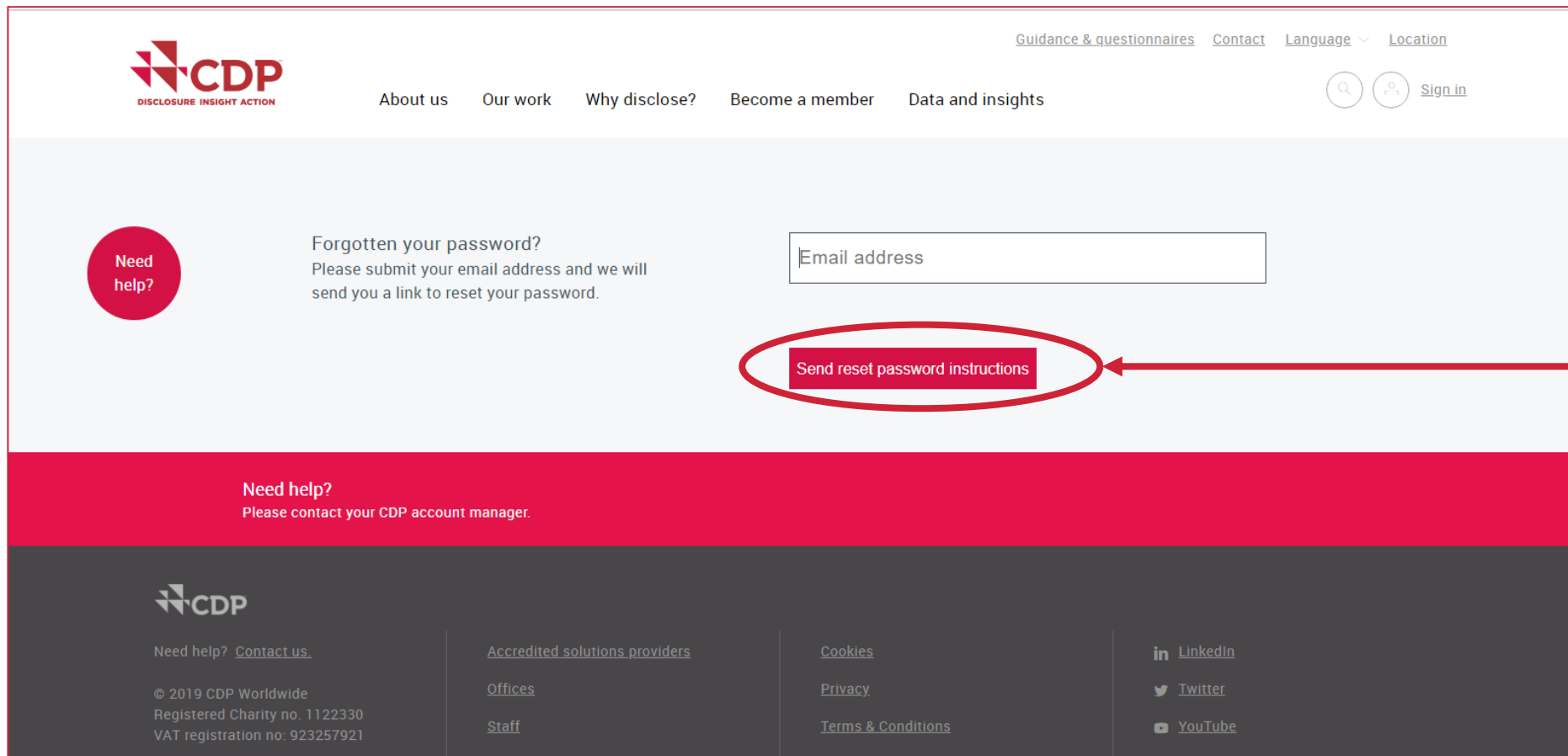
Not a CDP user? [Register](#)

Need help?
Please contact your CDP account manager.

クリック

アカウント作成

パスワードを忘れた場合



Guidance & questionnaires Contact Language Location

About us Our work Why disclose? Become a member Data and insights

Search Sign in

Need help?

Forgotten your password?
Please submit your email address and we will send you a link to reset your password.

Email address

Send reset password instructions

Need help?
Please contact your CDP account manager.

CDP

Need help? [Contact us.](#)

© 2019 CDP Worldwide
Registered Charity no. 1122330
VAT registration no: 923257921

[Accredited solutions providers](#)

[Offices](#)

[Staff](#)

[Cookies](#)

[Privacy](#)

[Terms & Conditions](#)

[LinkedIn](#)

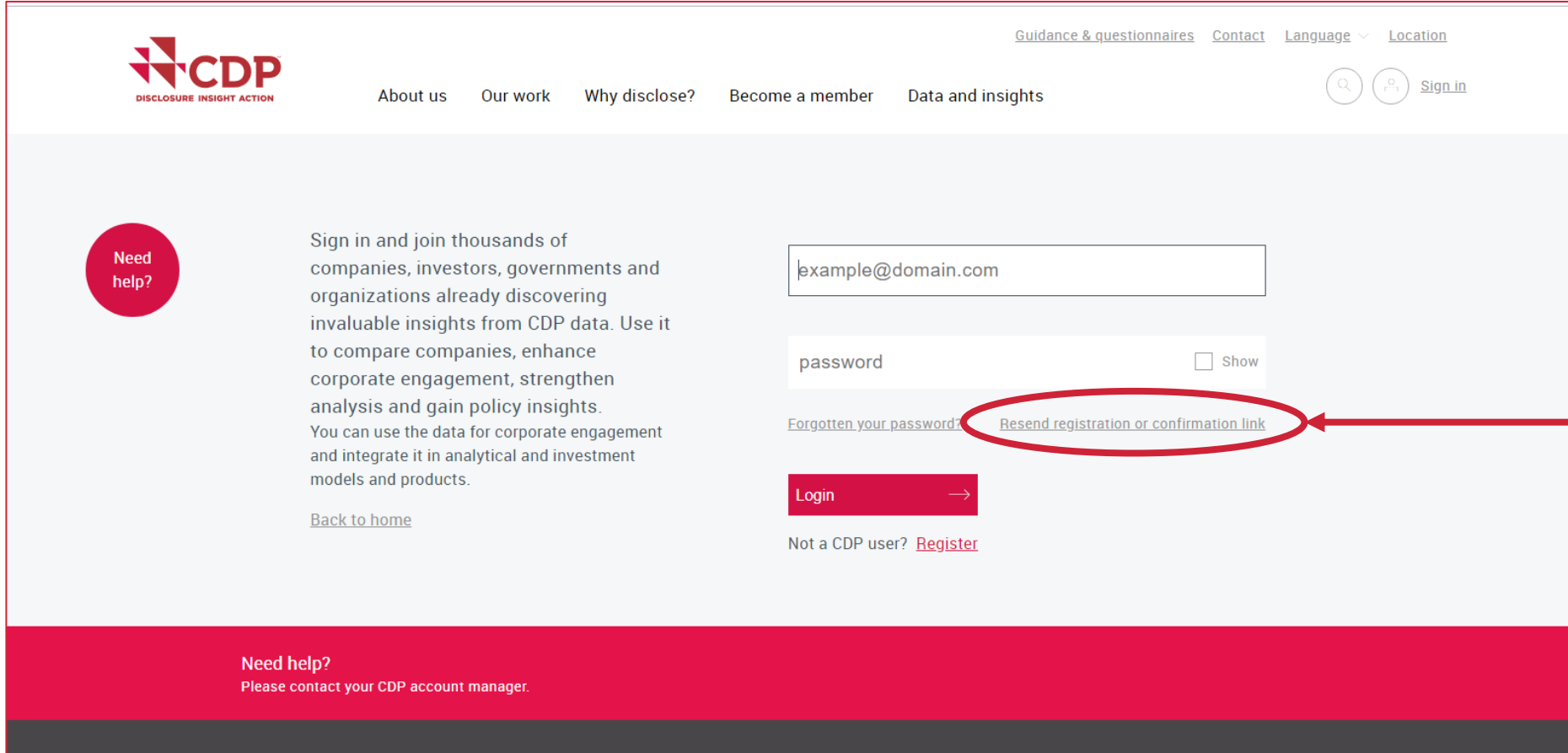
[Twitter](#)

[YouTube](#)

メールアドレスを
入力後クリック

アカウント作成

確認メールの再送



The screenshot shows the CDP login page. At the top, there is a navigation bar with the CDP logo, links for 'Guidance & questionnaires', 'Contact', 'Language', and 'Location', and a 'Sign in' button. Below the navigation bar, there is a main content area. On the left, there is a 'Need help?' button. In the center, there is a sign-in form with fields for 'email@domain.com' and 'password'. Below the password field, there is a 'Show' button. To the left of the password field, there is a link for 'Forgotten your password?'. To the right of the password field, there is a link for 'Resend registration or confirmation link', which is circled in red. Below the form, there is a 'Login' button with a right arrow. At the bottom, there is a 'Not a CDP user? Register' link. A red arrow points from the Japanese text on the right to the circled link.

Need help?

Sign in and join thousands of companies, investors, governments and organizations already discovering invaluable insights from CDP data. Use it to compare companies, enhance corporate engagement, strengthen analysis and gain policy insights. You can use the data for corporate engagement and integrate it in analytical and investment models and products.

[Back to home](#)

[Guidance & questionnaires](#) [Contact](#) [Language](#) [Location](#) [Sign in](#)

[About us](#) [Our work](#) [Why disclose?](#) [Become a member](#) [Data and insights](#)

example@domain.com

password ☐ Show

[Forgotten your password?](#) [Resend registration or confirmation link](#)

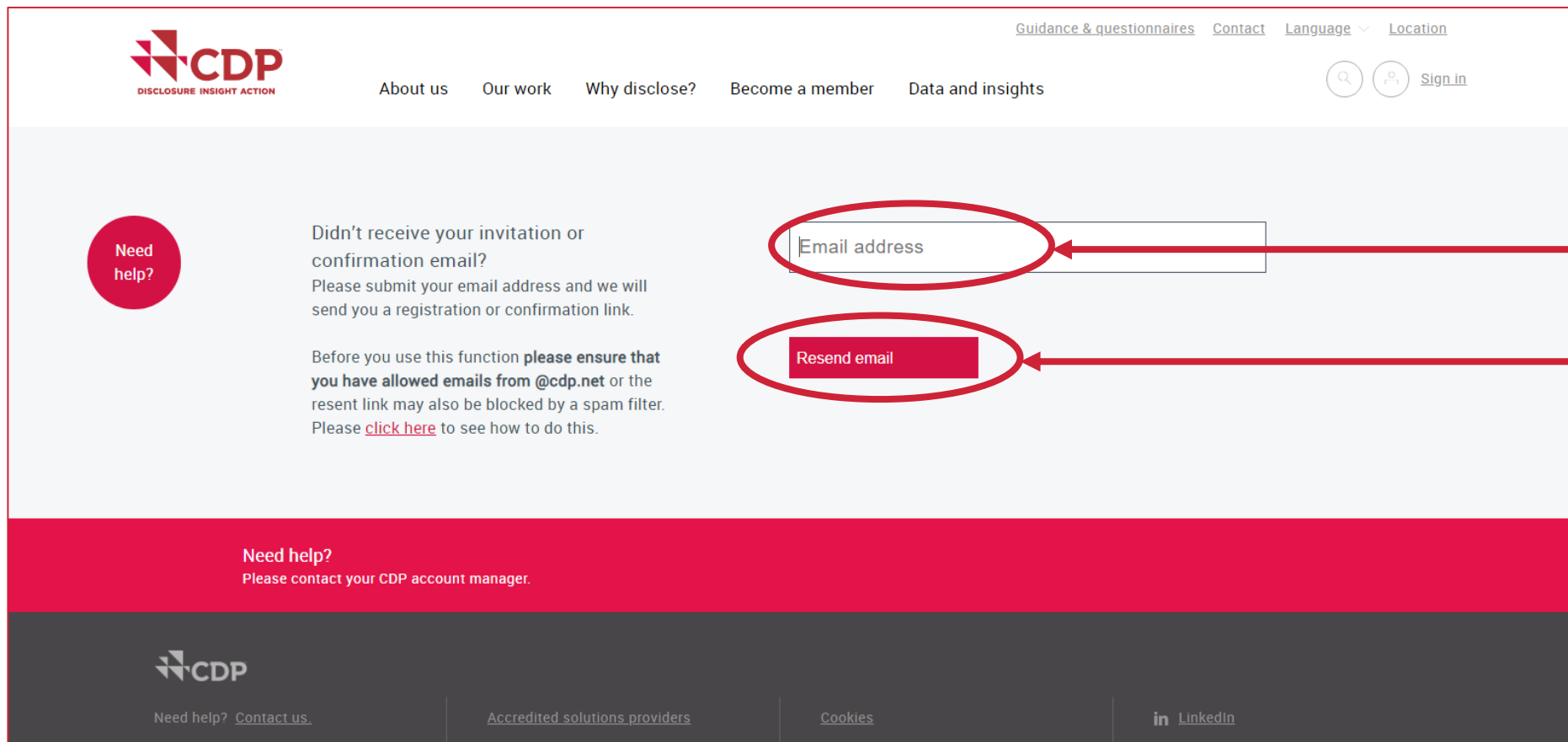
Login →

Not a CDP user? [Register](#)

登録確認メールを
再送」をクリック

アカウント作成

登録確認メールの再送



The screenshot shows the CDP website's 'Need help?' section. The header includes the CDP logo, navigation links (About us, Our work, Why disclose?, Become a member, Data and insights), and utility links (Guidance & questionnaires, Contact, Language, Location). A search icon and a 'Sign in' link are also present. The main content area has a red circular icon with 'Need help?' and text explaining the email resend function. A text input field labeled 'Email address' and a red 'Resend email' button are highlighted with red circles. Red arrows point from Japanese text on the right to these elements. The footer contains a 'Need help?' section with a contact link, 'Accredited solutions providers', 'Cookies', and a LinkedIn link.

Guidance & questionnaires Contact Language Location

About us Our work Why disclose? Become a member Data and insights

Need help?

Didn't receive your invitation or confirmation email?
Please submit your email address and we will send you a registration or confirmation link.

Before you use this function please ensure that you have allowed emails from @cdp.net or the resent link may also be blocked by a spam filter. Please [click here](#) to see how to do this.

Email address

Resend email

Need help?
Please contact your CDP account manager.

Need help? [Contact us.](#) Accredited solutions providers Cookies [in LinkedIn](#)

メールアドレスを入力

登録確認メールを
再送」をクリック

アカウント作成

登録後のサインイン

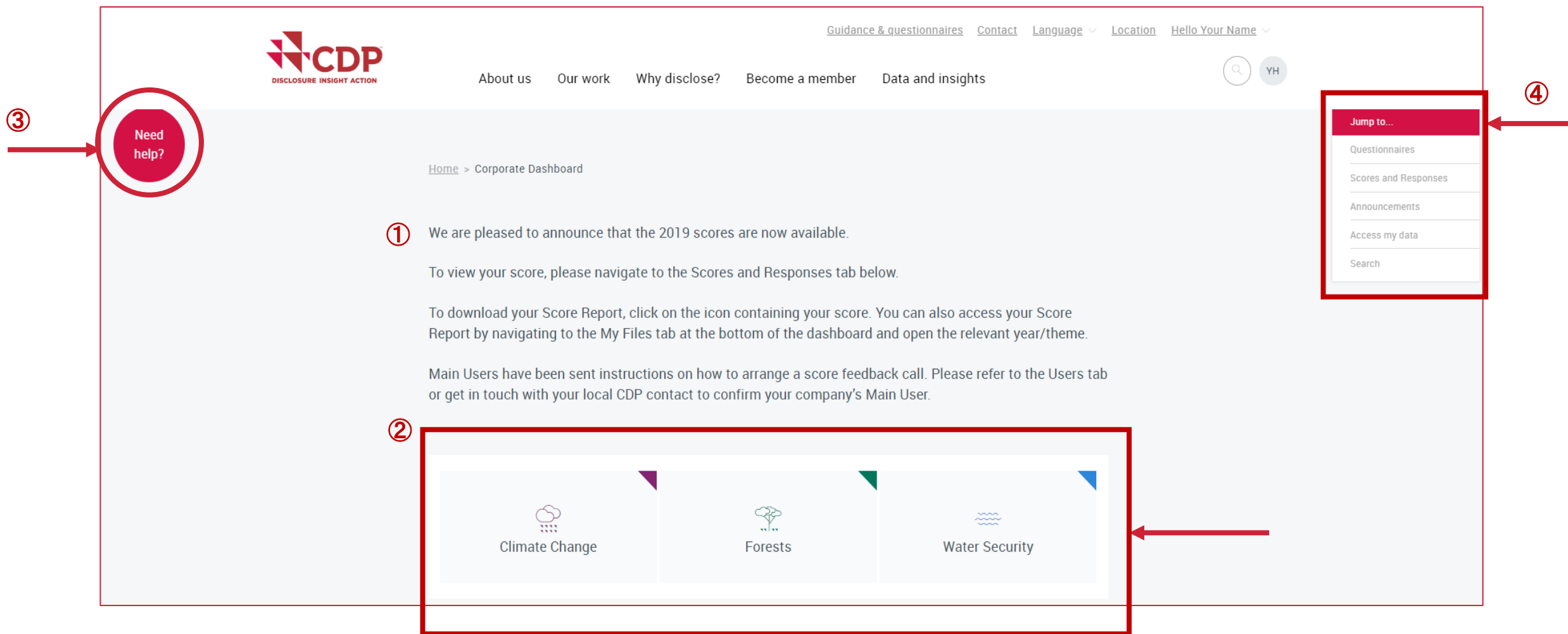


<https://www.cdp.net/ja/> にアクセスし、右上の「サインイン」をクリック

回答ダッシュボード

回答ダッシュボード

ダッシュボード



The screenshot shows the CDP Corporate Dashboard interface. At the top left, a red circle with the text "Need help?" is highlighted by a red arrow and the number 3. The top navigation bar includes the CDP logo, a search icon, and a user profile icon labeled "YH". The main content area has a breadcrumb trail "Home > Corporate Dashboard" and a message starting with "We are pleased to announce that the 2019 scores are now available." Below this, there are three cards for "Climate Change", "Forests", and "Water Security", which are highlighted by a red box and the number 2. On the right side, a "Jump to..." menu is highlighted by a red box and the number 4, containing links for "Questionnaires", "Scores and Responses", "Announcements", "Access my data", and "Search".

③ Need help?

① We are pleased to announce that the 2019 scores are now available.

To view your score, please navigate to the Scores and Responses tab below.

To download your Score Report, click on the icon containing your score. You can also access your Score Report by navigating to the My Files tab at the bottom of the dashboard and open the relevant year/theme.

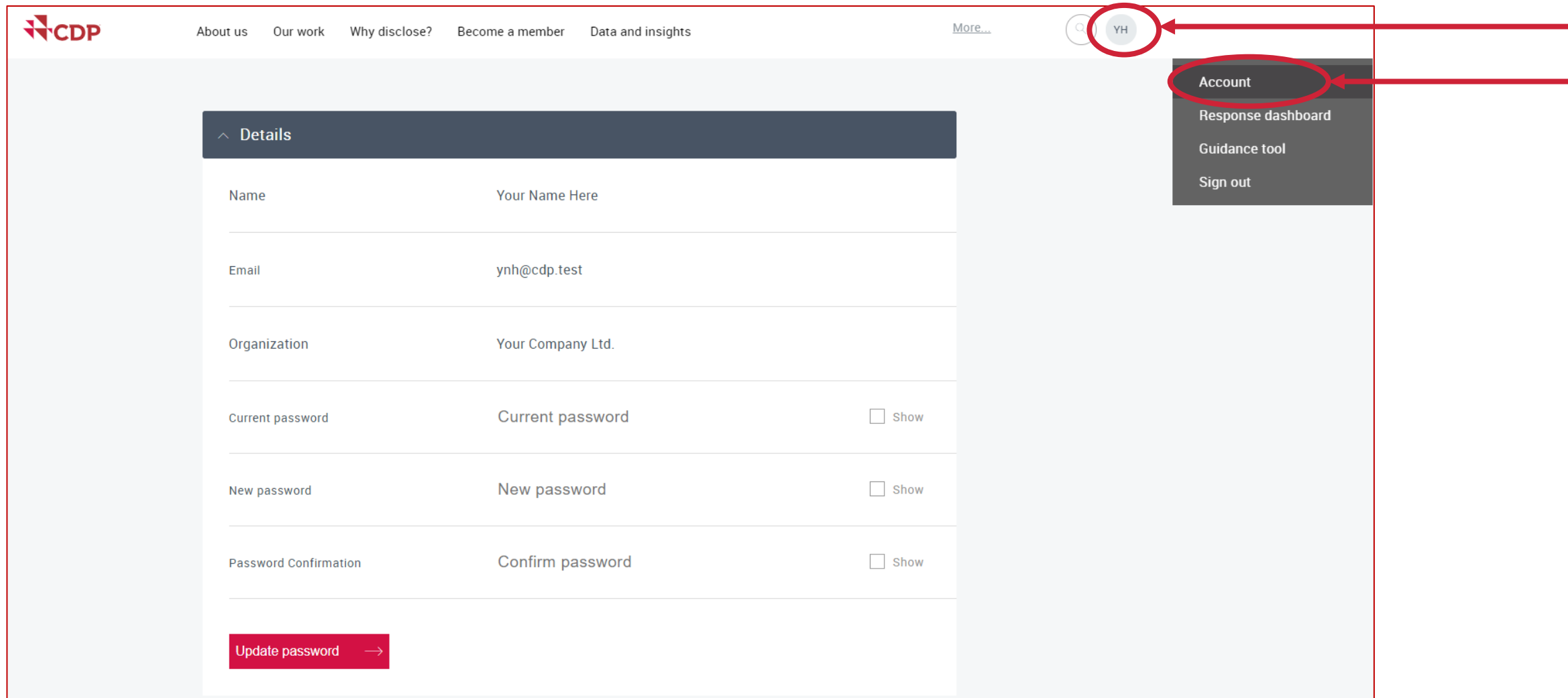
Main Users have been sent instructions on how to arrange a score feedback call. Please refer to the Users tab or get in touch with your local CDP contact to confirm your company's Main User.

② Climate Change Forests Water Security

④ Jump to...
Questionnaires
Scores and Responses
Announcements
Access my data
Search

回答ダッシュボード

アカウントの詳細確認/パスワード変更



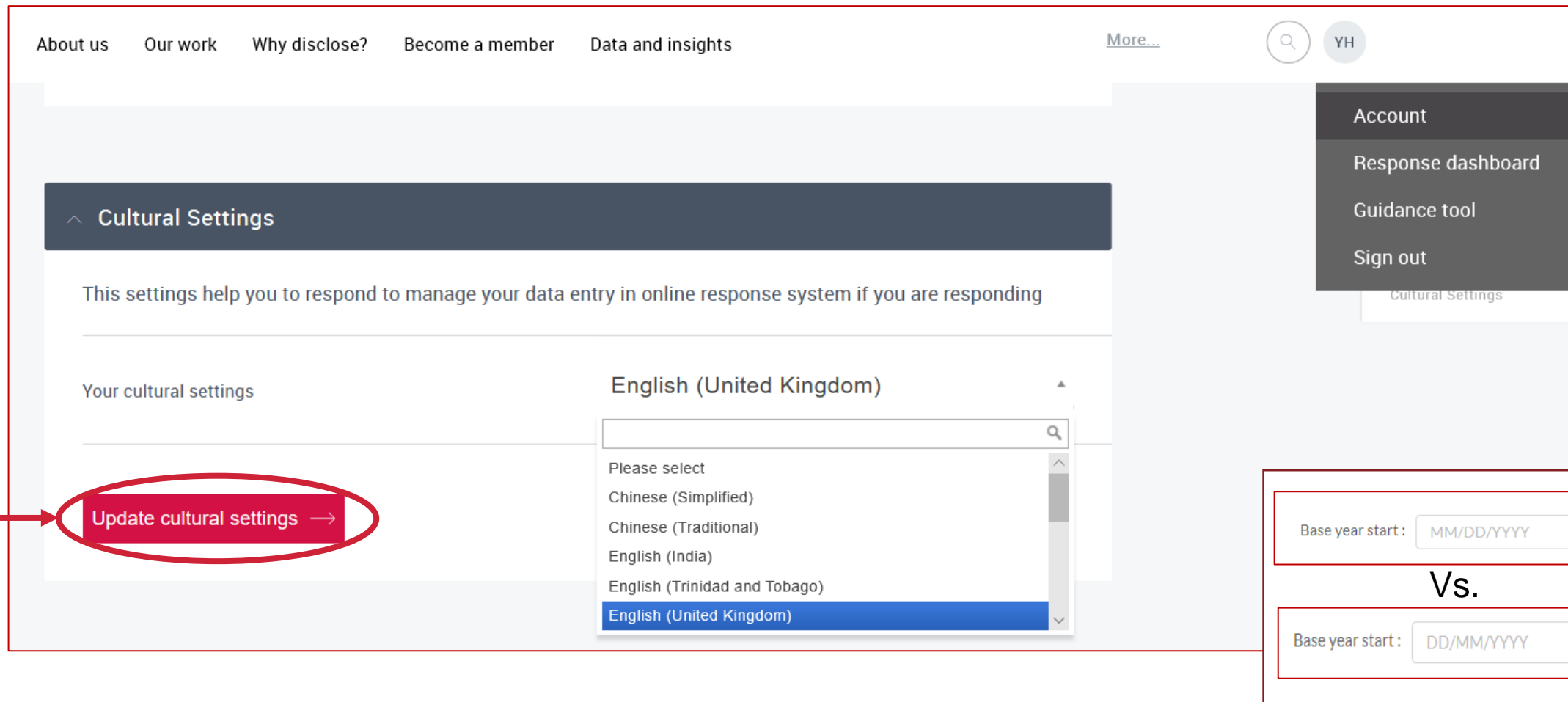
The screenshot shows the CDP account dashboard. The top navigation bar includes the CDP logo, links for 'About us', 'Our work', 'Why disclose?', 'Become a member', 'Data and insights', and a 'More...' link. A user profile icon with the initials 'YH' is circled in red, with a red arrow pointing to it from the right. Below the profile icon, a dropdown menu is open, also circled in red, with a red arrow pointing to it from the right. The menu contains the following options: 'Account', 'Response dashboard', 'Guidance tool', and 'Sign out'. The main content area is titled 'Details' and contains a form with the following fields:

Details	
Name	Your Name Here
Email	ynh@cdp.test
Organization	Your Company Ltd.
Current password	Current password <input type="checkbox"/> Show
New password	New password <input type="checkbox"/> Show
Password Confirmation	Confirm password <input type="checkbox"/> Show

At the bottom of the form is a red button labeled 'Update password' with a right-pointing arrow.

回答ダッシュボード

アカウントの詳細- カルチャ設定



About us Our work Why disclose? Become a member Data and insights [More...](#) 🔍 YH

Account
Response dashboard
Guidance tool
Sign out
Cultural Settings

^ Cultural Settings

This settings help you to respond to manage your data entry in online response system if you are responding

Your cultural settings

English (United Kingdom)

Please select
Chinese (Simplified)
Chinese (Traditional)
English (India)
English (Trinidad and Tobago)
English (United Kingdom)

Update cultural settings →

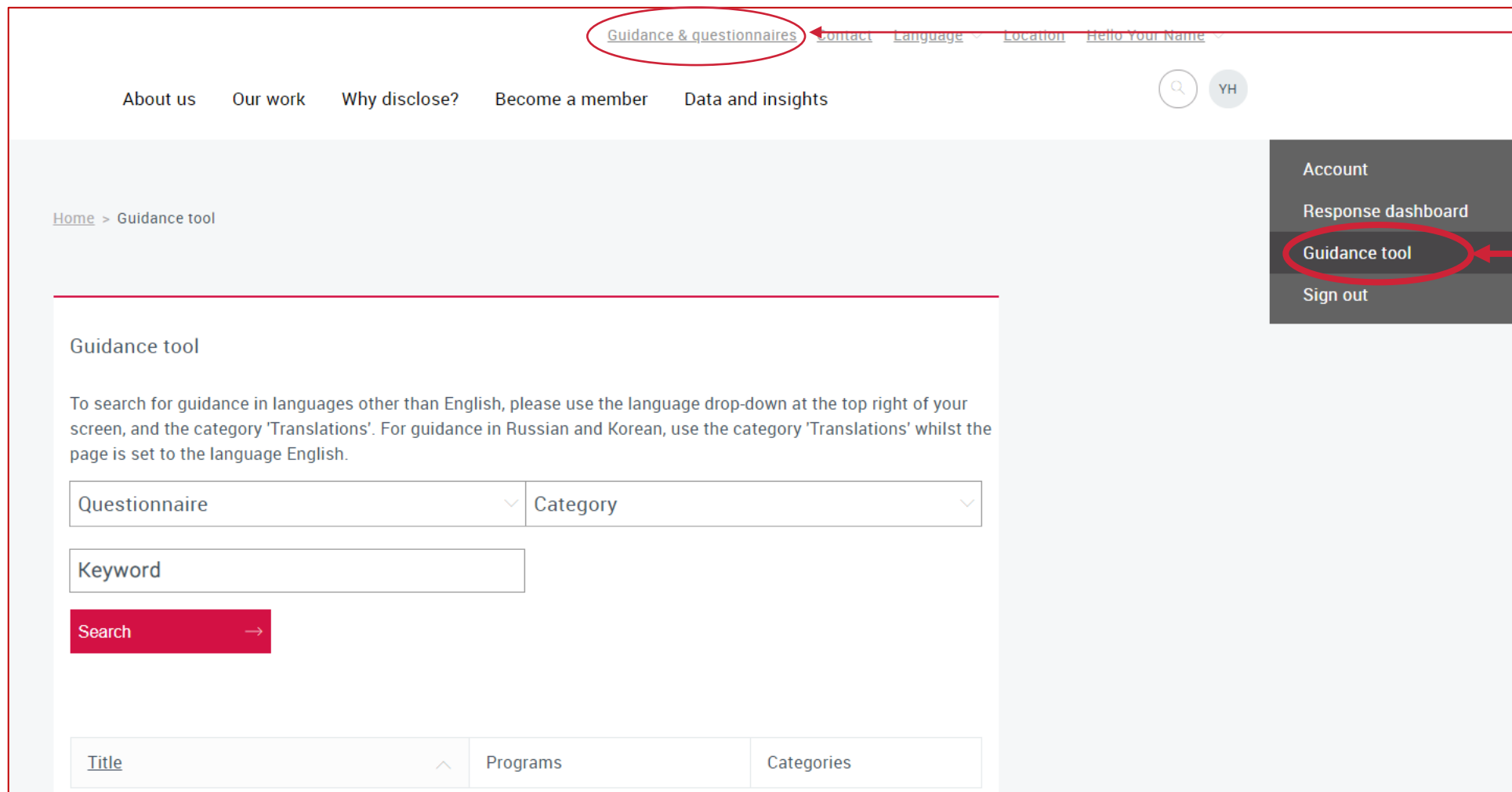
Base year start : MM/DD/YYYY

Vs.

Base year start : DD/MM/YYYY

回答ダッシュボード

ガイダンスツールの閲覧



The screenshot shows the CDP website's navigation bar with 'Guidance & questionnaires' circled in red. Below the navigation bar, the breadcrumb 'Home > Guidance tool' is visible. On the right, a user menu is open with 'Guidance tool' circled in red. The main content area contains a 'Guidance tool' section with instructions on how to search for guidance in different languages. Below the instructions are two dropdown menus for 'Questionnaire' and 'Category', a 'Keyword' input field, and a red 'Search' button with a right arrow. At the bottom, there is a table header with columns for 'Title', 'Programs', and 'Categories'.

Guidance & questionnaires

About us Our work Why disclose? Become a member Data and insights

Home > Guidance tool

Guidance tool

To search for guidance in languages other than English, please use the language drop-down at the top right of your screen, and the category 'Translations'. For guidance in Russian and Korean, use the category 'Translations' whilst the page is set to the language English.

Questionnaire Category

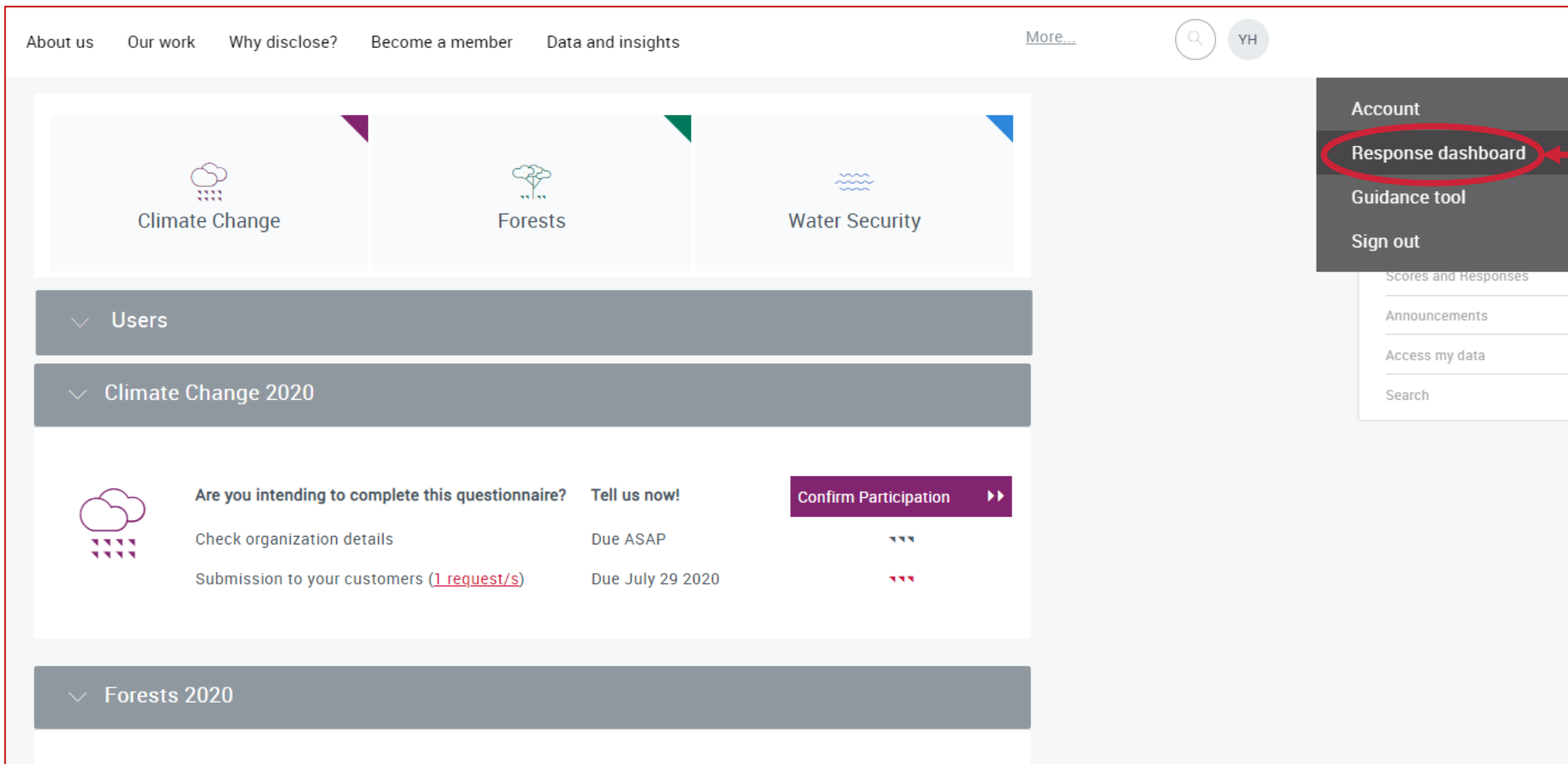
Keyword

Search →


Title	Programs	Categories
-------	----------	------------

回答ダッシュボード

ダッシュボード



The screenshot shows the CDP Response Dashboard interface. At the top, there is a navigation bar with links: "About us", "Our work", "Why disclose?", "Become a member", "Data and insights", and a "More..." link. To the right of the navigation bar are a search icon and a user profile icon labeled "YH". Below the navigation bar, the main content area is divided into three columns: "Climate Change", "Forests", and "Water Security". Each column has a corresponding icon (cloud with rain for Climate Change, tree for Forests, and waves for Water Security). Below these columns, there are two expandable sections: "Users" and "Climate Change 2020". The "Climate Change 2020" section is currently expanded, showing a table with the following content:

	Are you intending to complete this questionnaire?	Tell us now!	
	Check organization details	Due ASAP	▼▼▼
	Submission to your customers (1 request/s)	Due July 29 2020	▼▼▼

Below the table, there is a "Confirm Participation" button with a right arrow. At the bottom of the main content area, there is another expandable section: "Forests 2020". On the right side of the dashboard, there is a sidebar menu with the following items: "Account", "Response dashboard" (highlighted with a red circle and a red arrow pointing to it), "Guidance tool", and "Sign out". Below the sidebar menu, there is a "Scores and Responses" section with links for "Announcements", "Access my data", and a "Search" bar.

回答ダッシュボード

回答要請をうけた質問書

Need
help?

Climate Change 2020



Are you intending to complete this questionnaire? Tell us now!

Confirm Participation >>

Check organization details

Due ASAP

Submission to your customers (1 request/s) Due July 29 2020

Forests 2020



Are you intending to complete this questionnaire? Tell us now!

Confirm Participation >>

Check organization details

Due ASAP

Submission to your customers (1 request/s) Due July 29 2020

Water Security 2020



Are you intending to complete this questionnaire? Tell us now!

Confirm Participation >>

Check organization details

Due ASAP

Submission to your customers (1 request/s) Due July 29 2020

Jump to...

Questionnaires

Scores and Responses

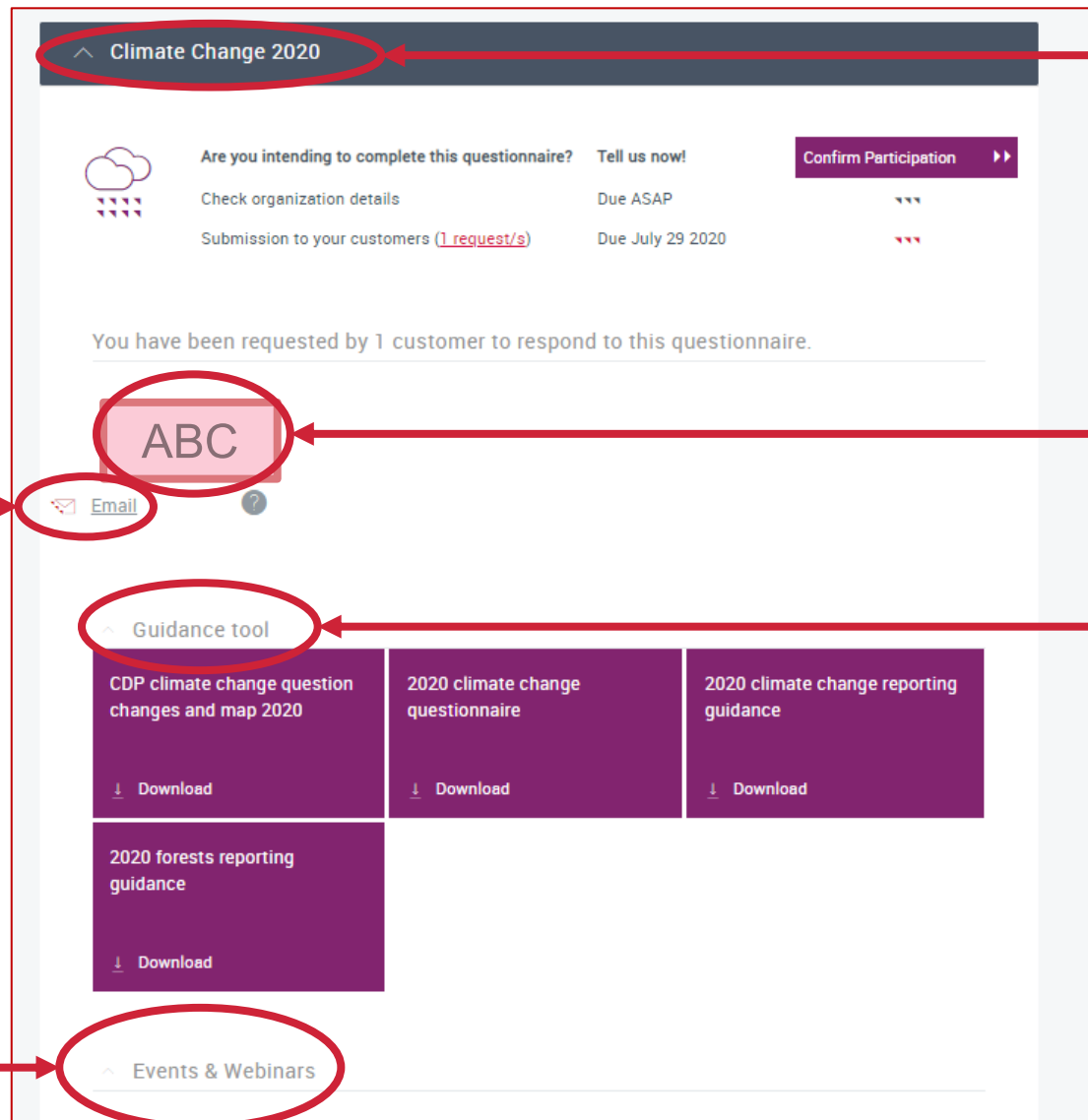
Announcements

Access my data

Search

回答ダッシュボード

質問書ブロック



The screenshot shows the CDP Climate Change 2020 dashboard. Red circles and arrows highlight specific elements: the 'Climate Change 2020' header, the 'ABC' organization name, the 'Email' button, the 'Guidance tool' section, and the 'Events & Webinars' section.

Climate Change 2020

Are you intending to complete this questionnaire? Tell us now! Confirm Participation >>

Check organization details Due ASAP

Submission to your customers (1 request/s) Due July 29 2020

You have been requested by 1 customer to respond to this questionnaire.

ABC

Email ?

Guidance tool

CDP climate change question changes and map 2020 Download

2020 climate change questionnaire Download

2020 climate change reporting guidance Download


2020 forests reporting guidance Download

Events & Webinars

回答ダッシュボード

参加の確認

Climate Change 2020



Are you intending to complete this questionnaire?

Tell us now!

[Confirm Participation](#) >>


Check organization details

Due ASAP

Submission to your customers ([1 request/s](#))

Due July 29 2020

Forests 2020



Are you intending to complete this questionnaire?

Tell us now!

[Confirm Participation](#) >>


Check organization details

Due ASAP

Submission to your customers ([1 request/s](#))

Due July 29 2020

Water Security 2020



Are you intending to complete this questionnaire?

Tell us now!

[Confirm Participation](#) >>

Check organization details

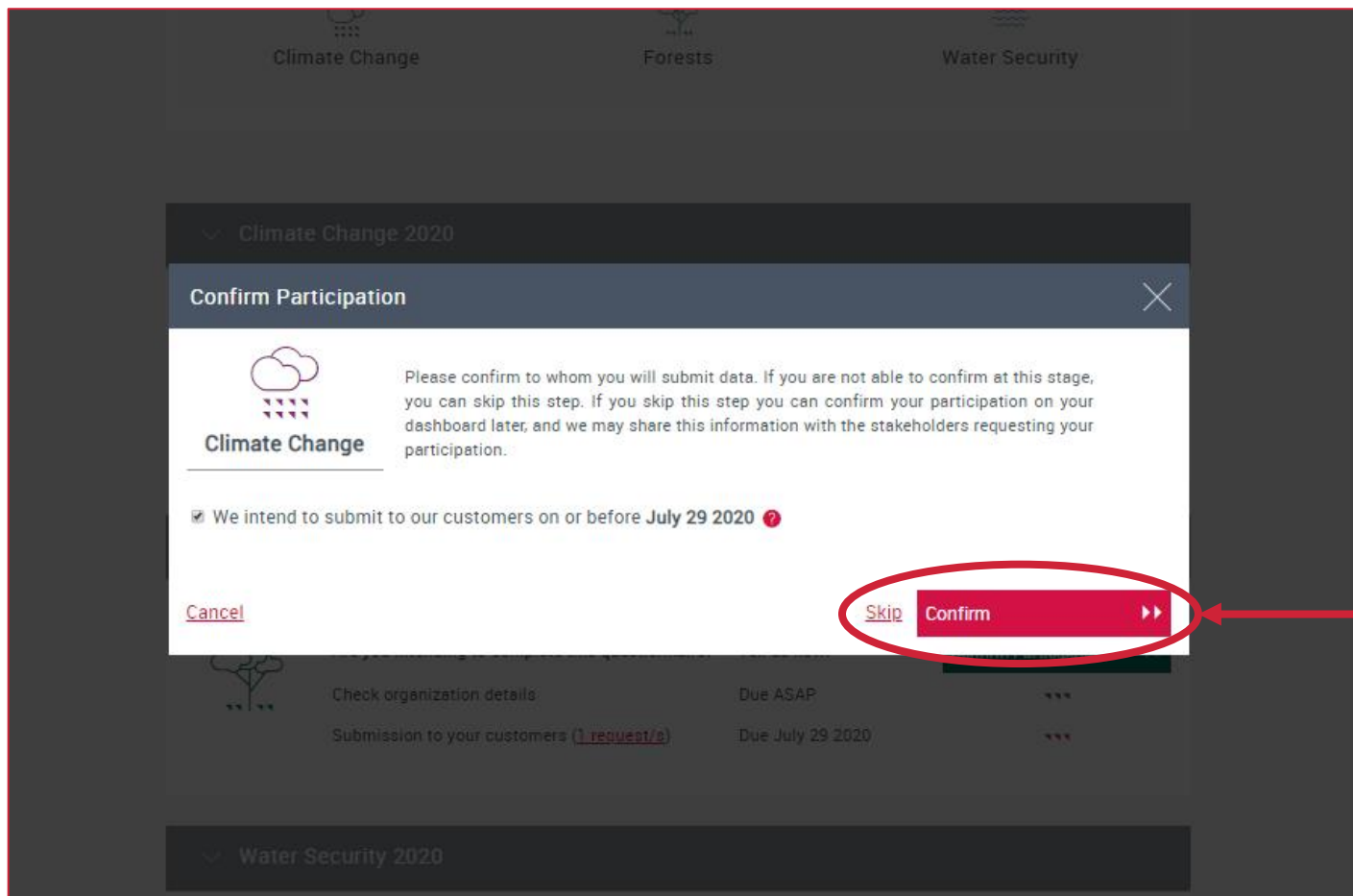
Due ASAP

Submission to your customers ([1 request/s](#))

Due July 29 2020


回答ダッシュボード

参加の確認(つづき)



Climate Change 2020

Confirm Participation


Climate Change

Please confirm to whom you will submit data. If you are not able to confirm at this stage, you can skip this step. If you skip this step you can confirm your participation on your dashboard later, and we may share this information with the stakeholders requesting your participation.

☒ We intend to submit to our customers on or before **July 29 2020** ⓘ

[Cancel](#) [Skip](#) [Confirm](#) >>

Check organization details Due ASAP

Submission to your customers ([1 request/s](#)) Due July 29 2020

Water Security 2020

回答ダッシュボード

メインユーザーになるには

Report by navigating to the My Files tab at the bottom of the dashboard and open the relevant year/theme.

Climate Change 2020



You will be the Main User for your organization's response.

	Main User	Contributor	View Only
Access dashboard and view responses	✓	✓	✓
Update organization details	✓		
Start responses	✓		
Answer questions	✓	✓	
Submit final response/accept Terms	✓		
Control user roles	✓		
Key contact for CDP - will receive reminder and notification emails	✓		
Pay disclosure administrative fee if applicable	✓		

For more information about the Main user role and implications, please review the relevant section in the [FAQ](#).

☒ I confirm that I am authorized to be the Main user for my organization

◀◀ I will not be the Main User

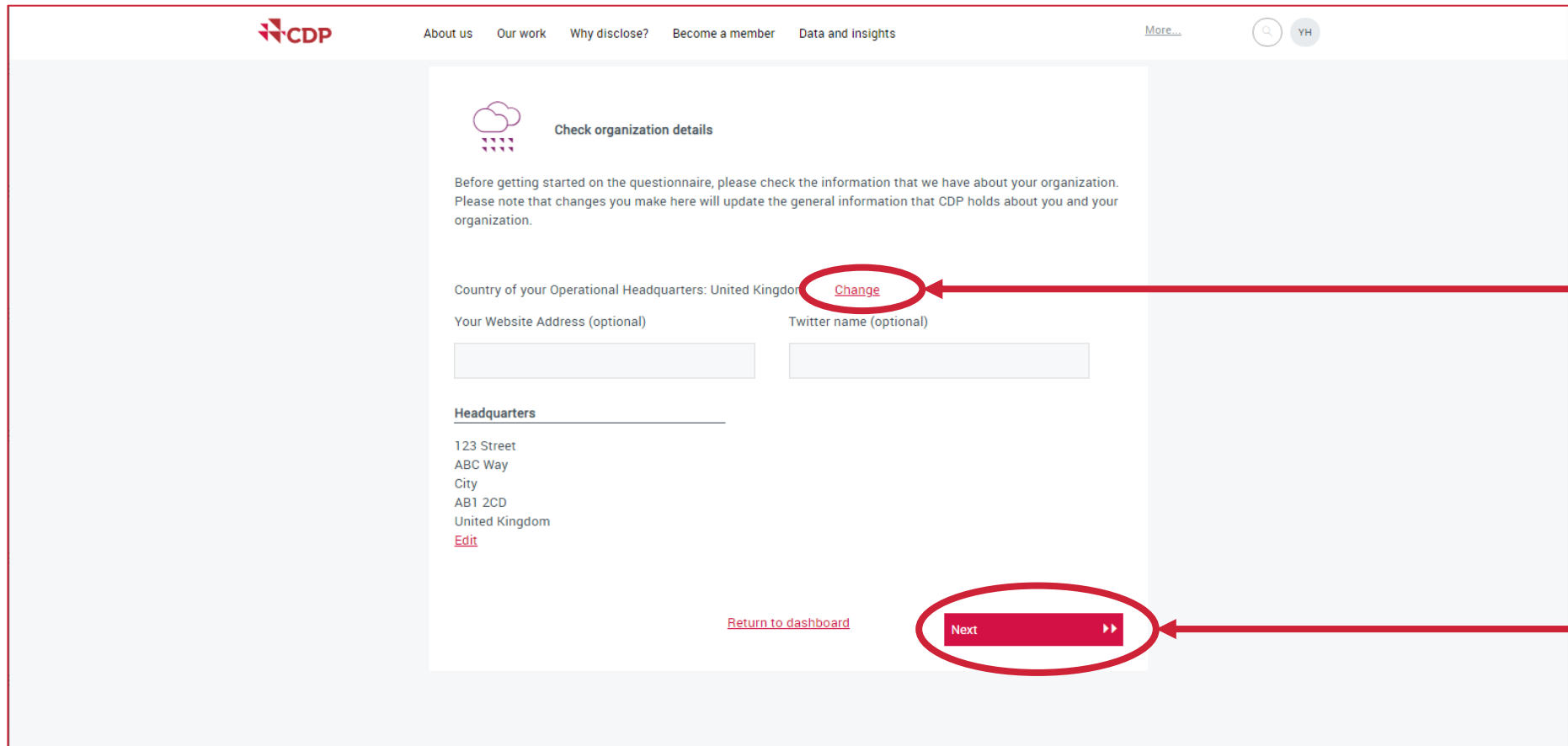
OK

▶▶


メインユーザーに
ならない場合

回答ダッシュボード

組織詳細の確認



CDP About us Our work Why disclose? Become a member Data and insights More... YH

 Check organization details

Before getting started on the questionnaire, please check the information that we have about your organization. Please note that changes you make here will update the general information that CDP holds about you and your organization.

Country of your Operational Headquarters: United Kingdom [Change](#)

Your Website Address (optional) Twitter name (optional)

Headquarters

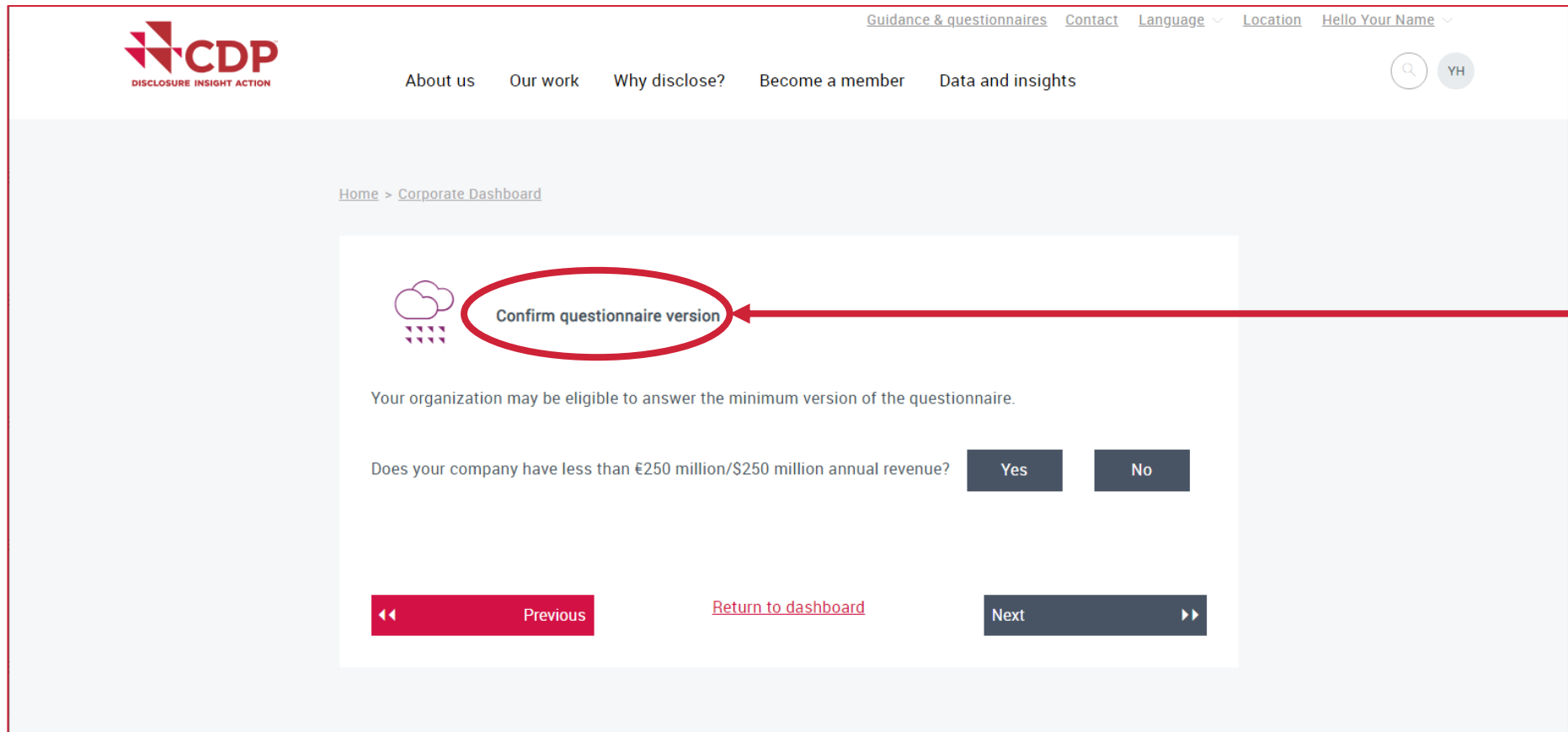
123 Street
ABC Way
City
AB1 2CD
United Kingdom
[Edit](#)

[Return to dashboard](#) [Next](#) >>

変更

回答ダッシュボード

質問書バージョンの選択




The screenshot shows the CDP Corporate Dashboard interface. At the top, there is a navigation bar with the CDP logo, a search icon, and a user profile icon labeled 'YH'. Below the navigation bar, there are links for 'Guidance & questionnaires', 'Contact', 'Language', 'Location', and 'Hello Your Name'. The main content area displays a breadcrumb trail 'Home > Corporate Dashboard' and a section titled 'Confirm questionnaire version' with a cloud icon. Below this, a message states: 'Your organization may be eligible to answer the minimum version of the questionnaire.' A question follows: 'Does your company have less than €250 million/\$250 million annual revenue?' with 'Yes' and 'No' buttons. At the bottom, there are navigation buttons: 'Previous' (with a left arrow), 'Return to dashboard' (a link), 'Next' (with a right arrow), and a 'Next' button.

CDP
DISCLOSURE INSIGHT ACTION

Guidance & questionnaires Contact Language Location Hello Your Name

About us Our work Why disclose? Become a member Data and insights

Home > Corporate Dashboard

 Confirm questionnaire version

Your organization may be eligible to answer the minimum version of the questionnaire.

Does your company have less than €250 million/\$250 million annual revenue?


Yes No

Previous Return to dashboard Next

回答ダッシュボード

質問書バージョンの選択(つづき)

[Home](#) > [Corporate Dashboard](#)



Confirm questionnaire version

Your organization is eligible to answer the minimum version of the questionnaire, but you can choose to complete the full version. Please confirm your questionnaire choice below:

Does your company have less than €250 million/\$250 million annual revenue? Yes

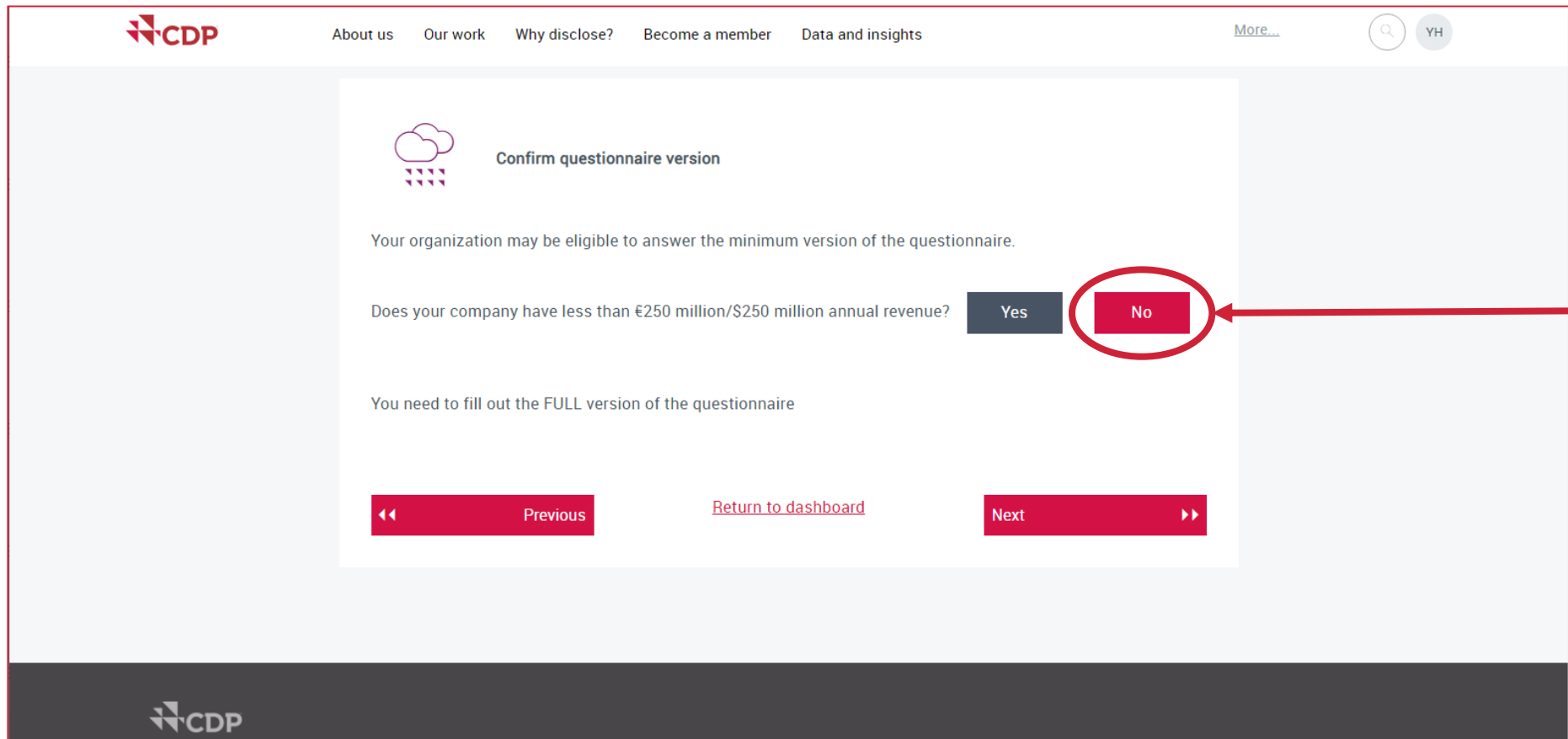
☒ We will complete the FULL version of the questionnaire.

☐ We will complete the MINIMUM version of the questionnaire. Important note: No sector-specific questions are included in the minimum version. Responses to the minimum version will only be scored in certain circumstances. Please see our [Scoring Introduction](#) for more information on scoring eligibility.

◀◀ Previous [Return to dashboard](#) Next ▶▶

回答ダッシュボード


質問書バージョンの選択(つづき)



The screenshot shows the CDP website's questionnaire confirmation page. The header includes the CDP logo and navigation links: "About us", "Our work", "Why disclose?", "Become a member", and "Data and insights". A search icon and "YH" are also present. The main content area is titled "Confirm questionnaire version" with a cloud icon. It states: "Your organization may be eligible to answer the minimum version of the questionnaire." Below this is the question: "Does your company have less than €250 million/\$250 million annual revenue?". There are two buttons: "Yes" (dark blue) and "No" (red). The "No" button is circled in red, and a red arrow points to it from the right. Below the question, it says: "You need to fill out the FULL version of the questionnaire". At the bottom, there are three buttons: "Previous" (red with left arrow), "Return to dashboard" (blue link), and "Next" (red with right arrow). The footer features the CDP logo.

CDP

About us Our work Why disclose? Become a member Data and insights [More...](#) YH

 Confirm questionnaire version

Your organization may be eligible to answer the minimum version of the questionnaire.

Does your company have less than €250 million/\$250 million annual revenue? Yes No

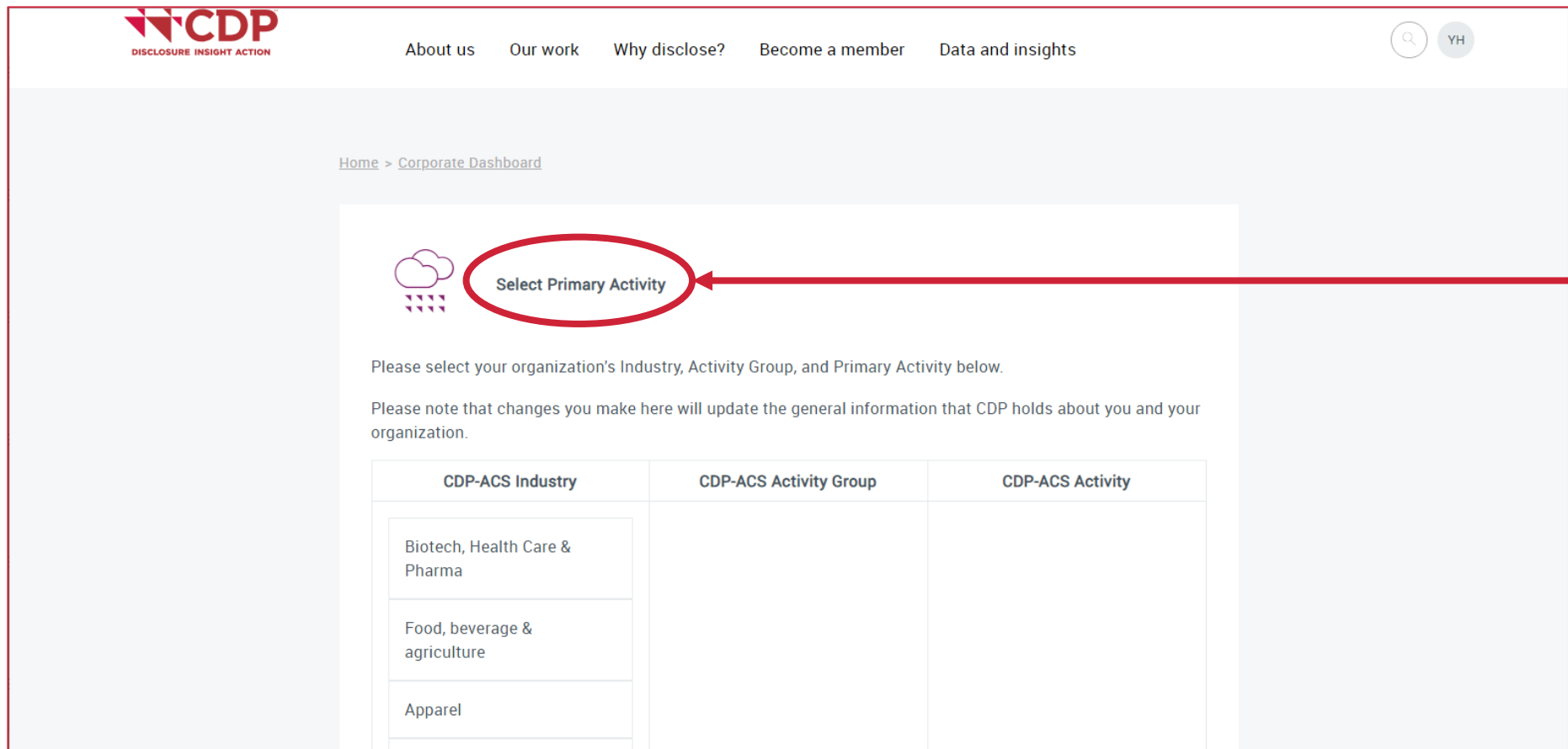
You need to fill out the FULL version of the questionnaire

Previous [Return to dashboard](#) Next


CDP

回答ダッシュボード

主要セクター分類の選択



Home > Corporate Dashboard

 **Select Primary Activity**

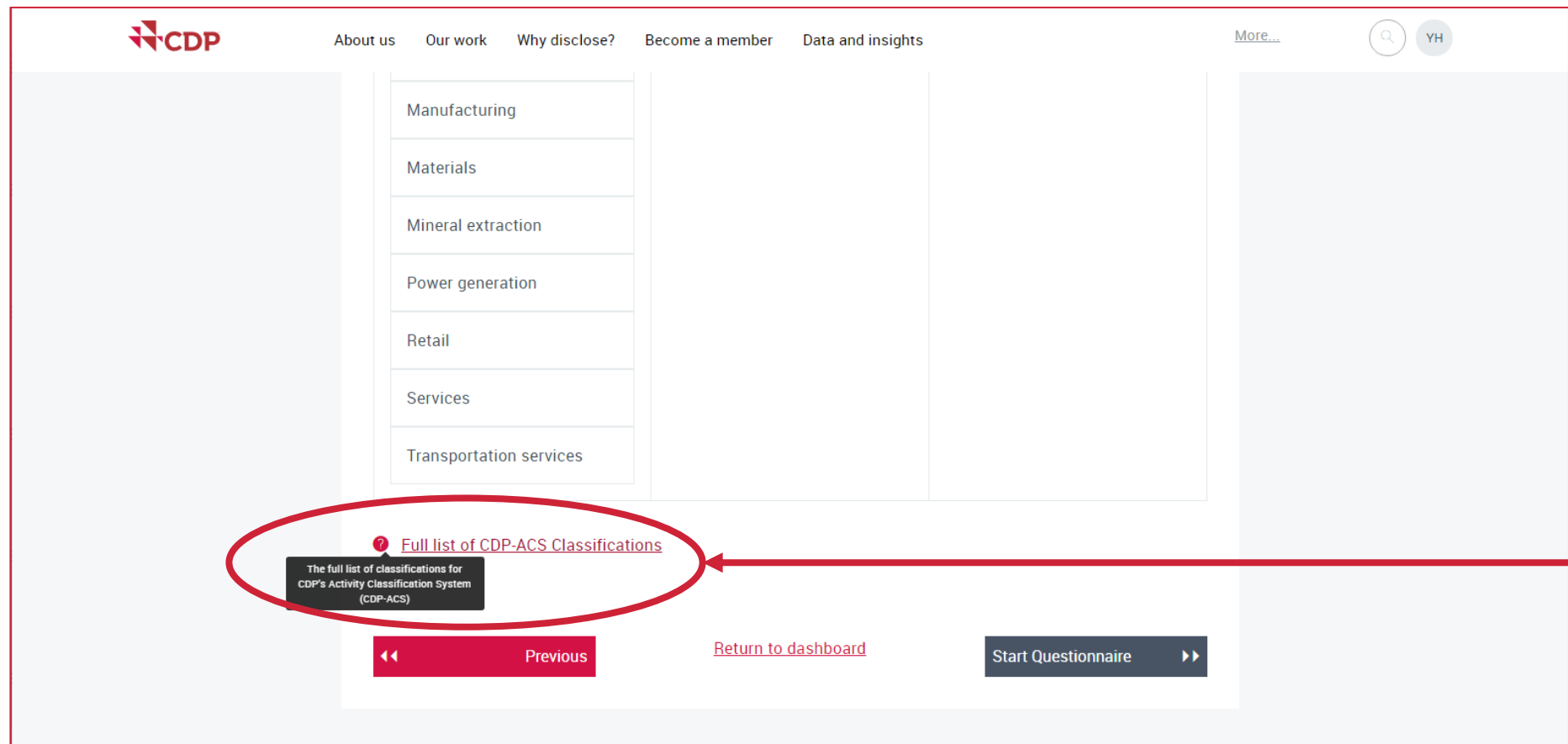
Please select your organization's Industry, Activity Group, and Primary Activity below.

Please note that changes you make here will update the general information that CDP holds about you and your organization.

CDP-ACS Industry	CDP-ACS Activity Group	CDP-ACS Activity
Biotech, Health Care & Pharma		
Food, beverage & agriculture		
Apparel		

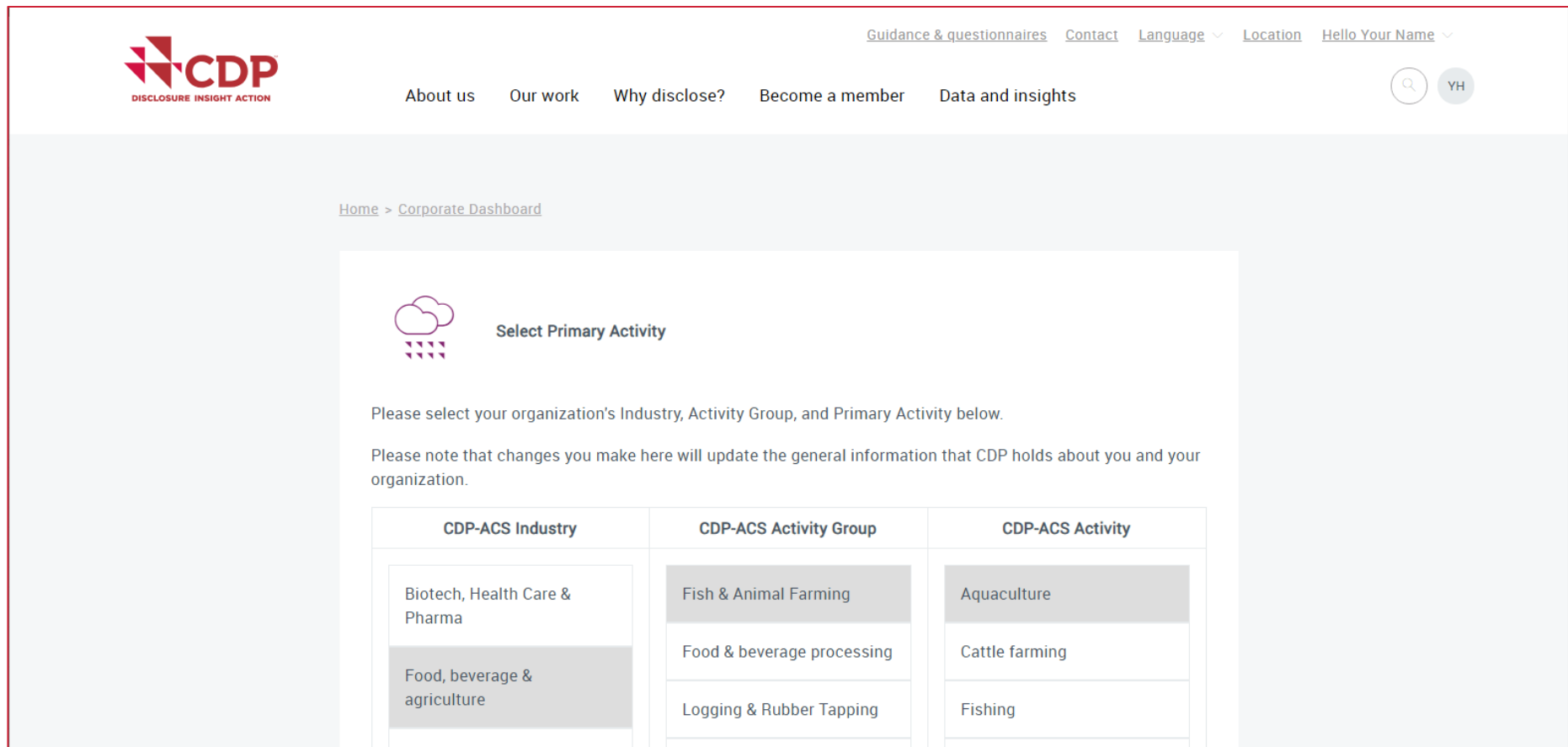
回答ダッシュボード

主要セクター分類の選択(つづき)



回答ダッシュボード


主要セクター分類の選択例



Guidance & questionnaires Contact Language Location Hello Your Name

About us Our work Why disclose? Become a member Data and insights

Home > Corporate Dashboard

 Select Primary Activity

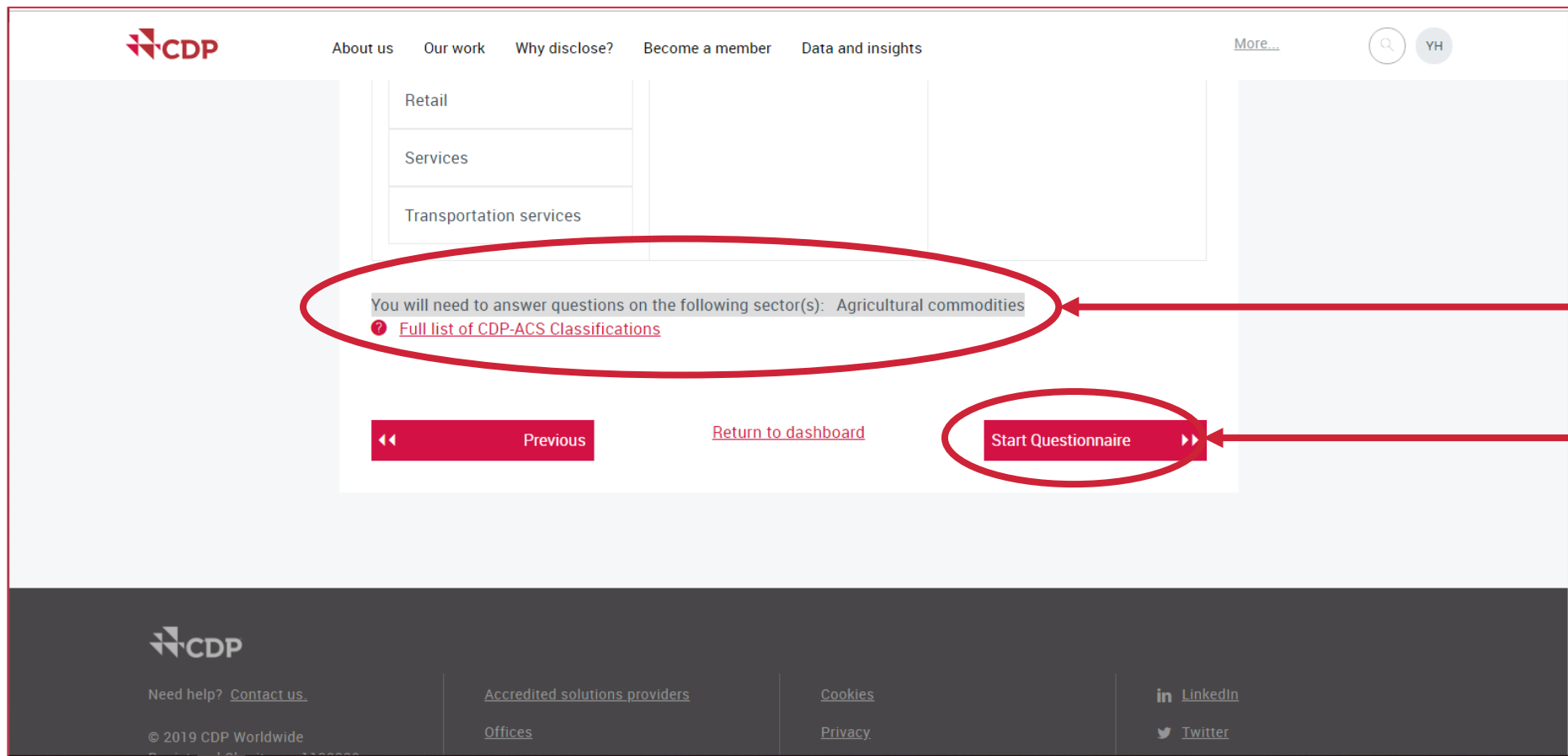
Please select your organization's Industry, Activity Group, and Primary Activity below.

Please note that changes you make here will update the general information that CDP holds about you and your organization.

CDP-ACS Industry	CDP-ACS Activity Group	CDP-ACS Activity
Biotech, Health Care & Pharma	Fish & Animal Farming	Aquaculture
Food, beverage & agriculture	Food & beverage processing	Cattle farming
	Logging & Rubber Tapping	Fishing

回答ダッシュボード

主要セクター分類の選択例



The screenshot shows the CDP Answer Dashboard interface. At the top, there is a navigation bar with links: About us, Our work, Why disclose?, Become a member, Data and insights, and a More... dropdown. Below the navigation bar, there is a sidebar with a list of sectors: Retail, Services, and Transportation services. The main content area displays a message: "You will need to answer questions on the following sector(s): Agricultural commodities". Below this message is a link: "Full list of CDP-ACS Classifications". At the bottom of the main content area, there are three buttons: "Previous", "Return to dashboard", and "Start Questionnaire". Red circles and arrows highlight the "Agricultural commodities" selection and the "Start Questionnaire" button.

CDP

About us Our work Why disclose? Become a member Data and insights More...

Retail

Services

Transportation services

You will need to answer questions on the following sector(s): Agricultural commodities

[Full list of CDP-ACS Classifications](#)

Previous Return to dashboard Start Questionnaire

CDP

Need help? [Contact us](#)

Accredited solutions providers

Offices

Cookies

Privacy

in LinkedIn


Twitter

© 2019 CDP Worldwide

回答ダッシュボード

主要セクター分類

[Home](#) > [Corporate Dashboard](#)



**AGRICULTURE
FOOD BEVERAGE
& TOBACCO**

You will receive a score based on your response to the following sector specific questionnaire:


Food, beverage & tobacco


Not all responses will be scored in 2019, [click here](#) for further information.
The minimum version of the questionnaire does not contain sector-specific questions.

You will also be asked questions based on these sectors:
General


To discuss changing your questionnaire sector, or Primary Activity under CDP's CDP-ACS classification system, please contact your local CDP office.

[Why have I been allocated this sector?](#)

 [Full list of CDP-ACS Classifications](#)




[Return to dashboard](#)



回答ダッシュボード

参加確認済み - ダッシュボード

Climate Change 2020



Participation Confirmed

Organization details confirmed

Submission to your customers (1 request/s)

Completed March 3 2020

Completed March 3 2020

Due July 29 2020

Continue

You have been requested by 1 customer to respond to this questionnaire.

ABC

Email

Participation Confirmed

Completed March 3 2020

We intend to submit to our customers (1 request/s)

Yes

Change Answers

Questionnaire Version

☒ We will complete the FULL version of the questionnaire.

☐ We will complete the MINIMUM version of the questionnaire. Important note: No sector-specific questions are included in the minimum version. Responses to the minimum version will only be scored in certain circumstances. Please see our [Scoring Introduction](#) for more information on scoring eligibility.

Save

回答ダッシュボード

メインユーザーダッシュボード

メインユーザーの画面

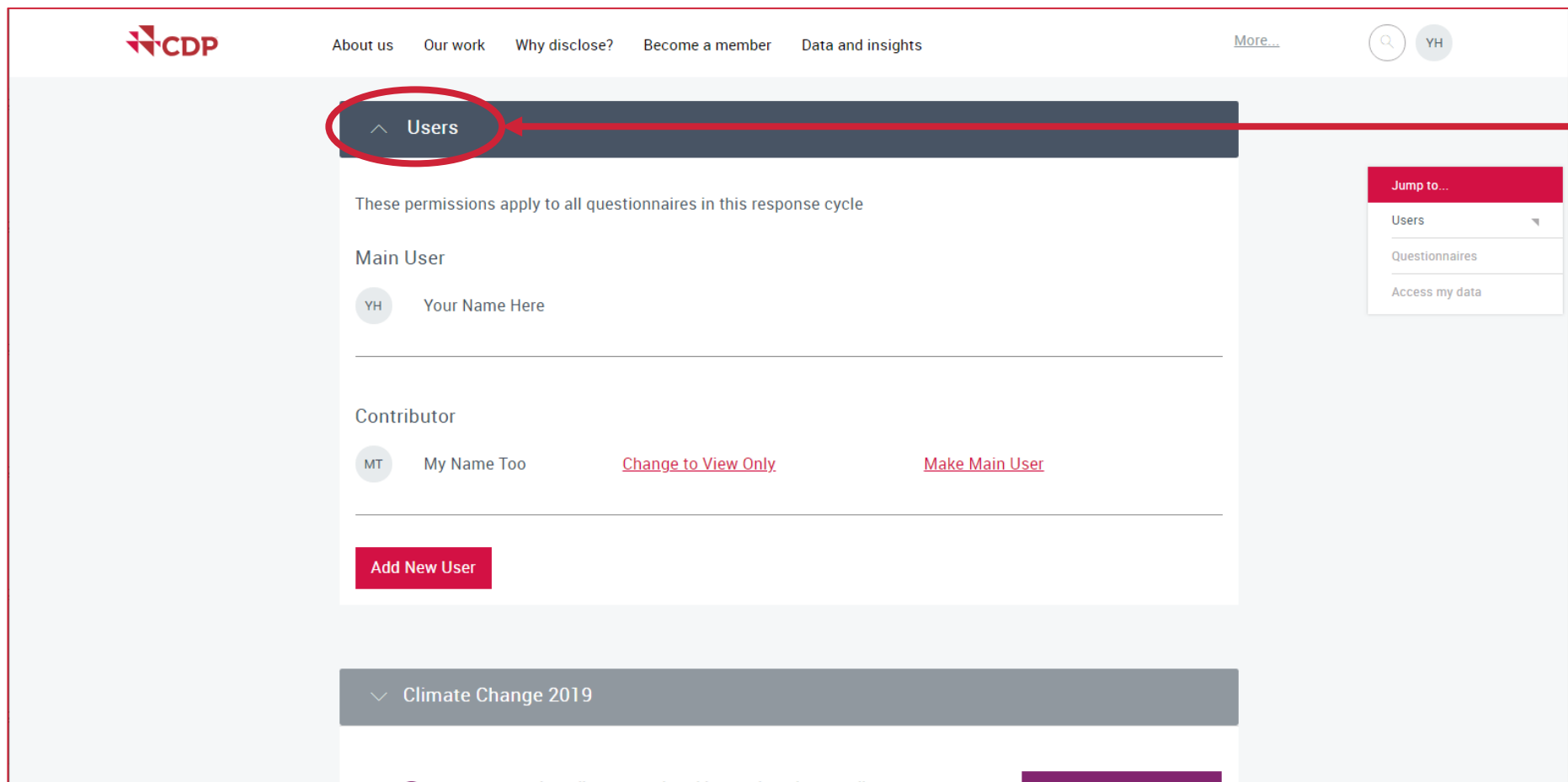


A screenshot of the CDP Response Dashboard for a main user. The page has a light gray background. At the top, there is a navigation bar with the CDP logo on the left, followed by links: "About us", "Our work", "Why disclose?", "Become a member", and "Data and insights". On the right side of the navigation bar, there are links for "Guidance & questionnaires", "Contact", "Language" (with a dropdown arrow), "Location", and "Hello Your Name" (with a dropdown arrow). A circular profile icon with the initials "YH" is highlighted with a red circle and a red arrow pointing to it from the right. Below the navigation bar, the main content area has a breadcrumb trail "Home > Corporate Dashboard". There are three large, light gray rectangular boxes with icons and labels: "Climate Change" (with a cloud and rain icon), "Forests" (with a tree icon), and "Water Security" (with a wavy line icon). Below these boxes, there are two dark gray rectangular buttons with white text and a downward arrow icon: "Users" and "Climate Change 2019". On the right side of the main content area, there is a dark gray sidebar menu with a red border. The menu items are: "Account", "Response dashboard" (highlighted with a red bar), "Organization details", "Primary Activity", "Guidance tool", and "Sign out". A red arrow points from the right to the "Response dashboard" item in the sidebar menu.

回答ダッシュボード

ユーザー詳細の閲覧

メインユーザーの画面



CDP

About us Our work Why disclose? Become a member Data and insights More...

Users

These permissions apply to all questionnaires in this response cycle

Main User

YH Your Name Here

Contributor

MT My Name Too [Change to View Only](#) [Make Main User](#)

Add New User

Climate Change 2019

Jump to...

Users

Questionnaires

Access my data

回答ダッシュボード

ユーザーの追加/ユーザー権限

メインユーザーの画面



閲覧専用アカウントに変更

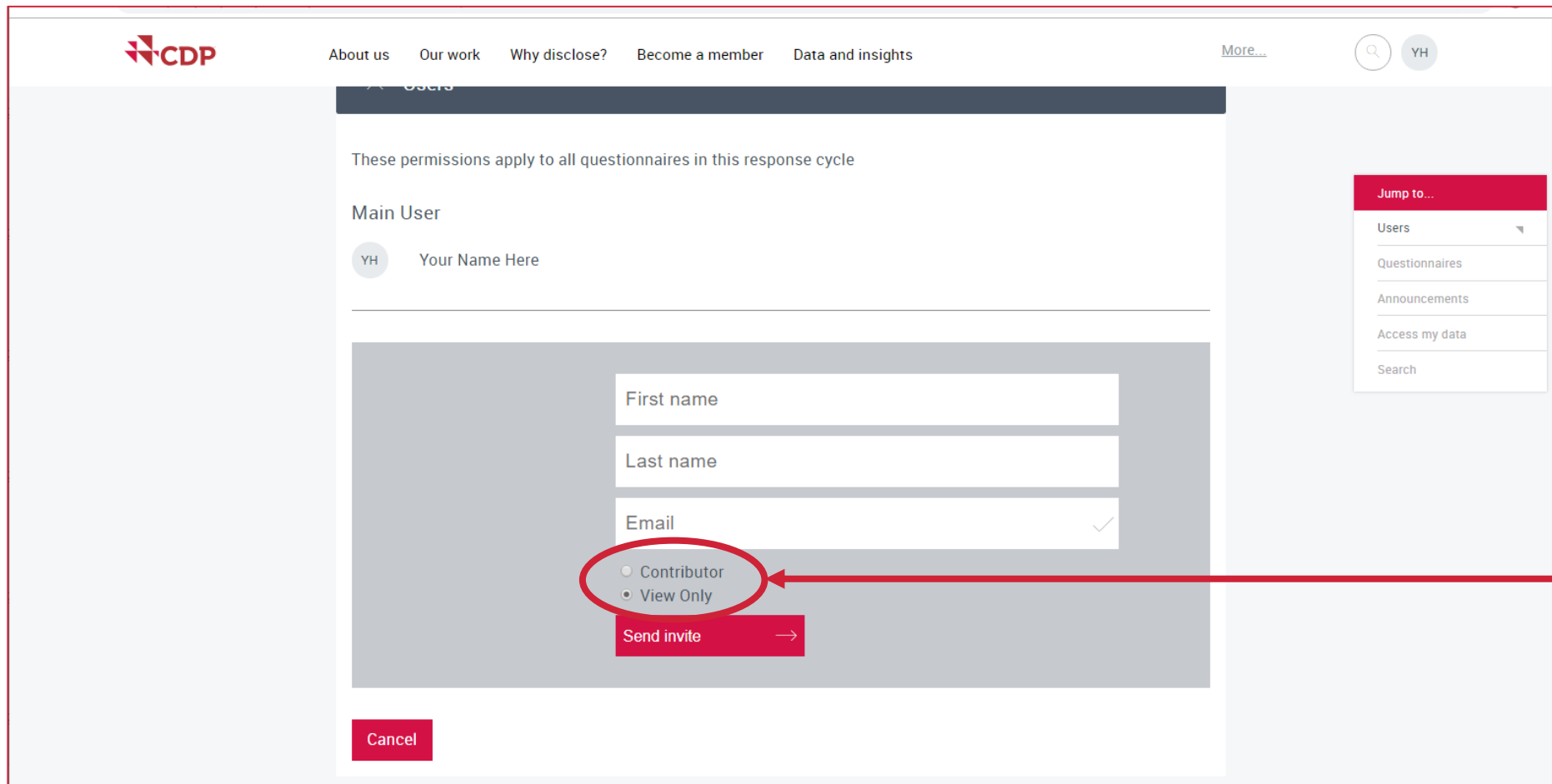
メインユーザーに変更

ユーザーを追加

回答ダッシュボード

ユーザーの追加/メインユーザーの変更

メインユーザーの画面



The screenshot shows the CDP web application interface for managing users. The top navigation bar includes links for 'About us', 'Our work', 'Why disclose?', 'Become a member', and 'Data and insights', along with a search icon and a user profile icon labeled 'YH'. The main content area is titled 'Main User' and displays a user profile for 'Your Name Here' with a 'YH' avatar. Below the profile, there are input fields for 'First name', 'Last name', and 'Email' (which has a checkmark). Under the 'Email' field, there are two radio button options: 'Contributor' and 'View Only'. The 'View Only' option is selected and circled in red. A red arrow points from the right side of the image to this circled option. Below the radio buttons is a red 'Send invite' button with a right-pointing arrow. At the bottom left of the form is a red 'Cancel' button. On the right side of the interface, there is a 'Jump to...' menu with options: 'Users', 'Questionnaires', 'Announcements', 'Access my data', and 'Search'.

回答ダッシュボード

ユーザー権限詳細

	Main User	Contributor	View Only	Subsidiary Contact
	Responsible for organization's response(s). Only one contact can be the Main User.	Contributors can collaborate with multiple colleagues, who can all directly access the Online Response System.	This type of user role can be used for sharing the response(s) with colleagues for review or sign off purposes.	This user role is only for contacts who are named on a subsidiary request which has rolled up to the parent invitation. This role can only be assigned by CDP.
Can access response	✓	✓	✓	
Can enter, save, edit data	✓	✓		
Submits questionnaire on behalf of organization: * Handles payment of the administrative fee via the online dashboard (check if fees apply to you) * Accepts terms of responding	✓			
Controls access rights on behalf of the organization to organization's response(s) via the system, or authorizes CDP to make these changes: * Adds new users to the system * Removes users from the system - Changes access rights for existing users e.g. from contributor to view only * Changes designation of the Main User rights to another contact within the organization * Authorizes addition of users from external parties e.g. consultants, contacts from subsidiary organizations	✓			
Key contact point for CDP relating to the disclosure period and organization's response(s): * Receives reminder emails * May be contacted by CDP about events, or other relevant information or activities * Receives confirmation of submission * Receives notifications relating to response(s)	✓			



CDP

Address: 東京都千代田区大手町2-2-1新大手町ビル3階



Tel: +81 (0)3 6225 2232



www.cdp.net/ja/japan（日本語サイト）

日本事務局からのお知らせ <https://cdp-jp.net/1516767582/cdp2020>



Contact email address:

代表 japan@cdp.net

CDPサプライチェーンプログラムについて supplychain.japan@cdp.net
回答事務費用の原本発行依頼 accounts.japan@cdp.net