

# Reporting to the Global Covenant of Mayors and WWF's OPCC in 2023:

## What to expect from feedback and amendments

23 August, 2023



# PRESENTING TODAY



**Achilleas Vryniotis**  
GCoM Project Officer, CDP



**Alejandro Javier Nocete Sanchez**  
Operations Assistant, Global Covenant of  
Mayors for Climate and Energy



**Andrea Cantillo**  
Project Manager, One Planet  
City Challenge, WWF

# Agenda

## ▼ Introducing GCoM

## ▼ Reporting to GCoM

- What to Expect from Feedback and Amendments
- Common Mistakes in reporting

## ▼ Reporting to OPCC

## ▼ GCoM and OPCC Guidance documents

## ▼ Reporting Timeline

## ▼ Q&A



# Reporting to GCoM and OPCC through CDP-ICLEI Track



- ▼ Cities can report to the OPCC and GCoM through the **2023 Cities Questionnaire** found on the [CDP ICLEI Track](#)
- ▼ The OPCC data requirement is **aligned with the Common Reporting Framework (CRF)** of the Global Covenant of Mayors for Climate and Energy
- ▼ Cities that are already reporting to the CDP need only **"tick the box" to submit the OPCC report.**





# Introduction to the Global Covenant of Mayors for Climate and Energy

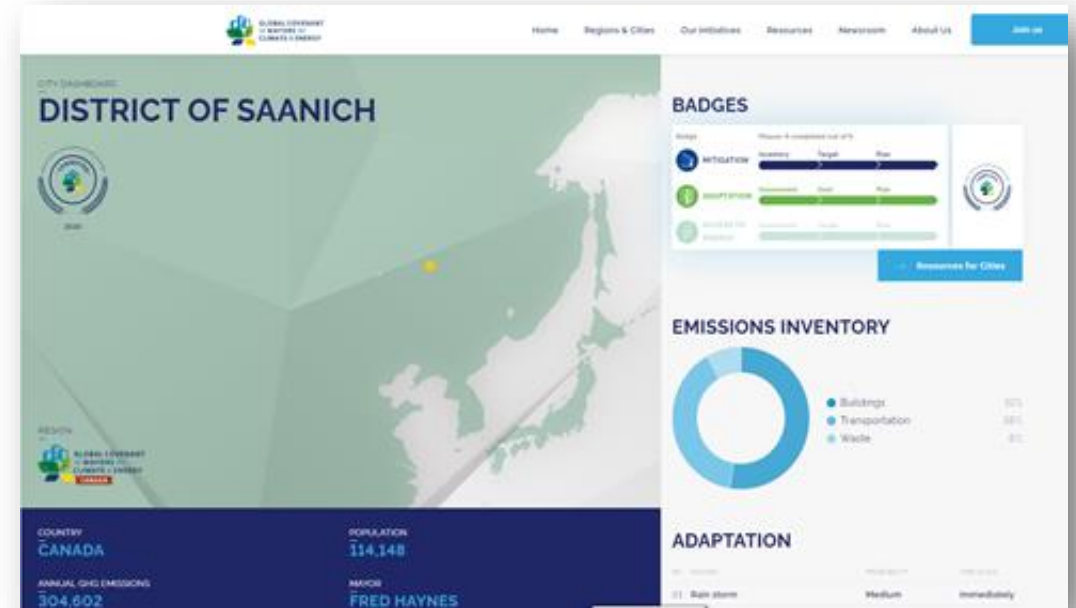


# Global Covenant of Mayors for Climate and Energy (GCoM)

A first-of-its-kind and largest global alliance of cities leading the fight against climate change and energy transition, with support from city networks and other partners.

## Benefits of joining GCoM, you will:

- ▶ Join a powerful and historical moment
- ▶ Lead by example
- ▶ Receive support from the GCoM regional helpdesks
- ▶ Receive validation of your report
- ▶ Your own profile on the GCoM website to celebrate achievements



# GCoM Badges and Compliance



## Committed

The **Committed** badge is awarded to cities at the time of joining the GCoM (via the submission of a signed commitment letter).



## Progress and badges for each pillar

Each **pillar** has a dedicated badge. A pillar badge is awarded when a city meets the minimum CRF requirements for at least one of the pillar's phases.

Each pillar is comprised of three 'phases'. Once a city meets the CRF requirements for a specific phase through its reporting commitments, the **phase** is **highlighted**.

Phase badges are highlighted in no particular order.

### Badge



### MITIGATION

### Phases: 6 completed out of 9

Inventory Target Plan



### ADAPTATION

Assessment Goal Plan



### ENERGY ACCESS & POVERTY

Assessment Target Plan



## Compliant

The **Compliant** badge is awarded to cities who meet all the minimum CRF requirements across all active pillars of the GCoM.



CITY DASHBOARD

# BUENOS AIRES



REGION



COUNTRY

ARGENTINA

ANNUAL GHG EMISSIONS (MTCO<sub>2</sub>e)

10,180,088

POPULATION

3,043,704

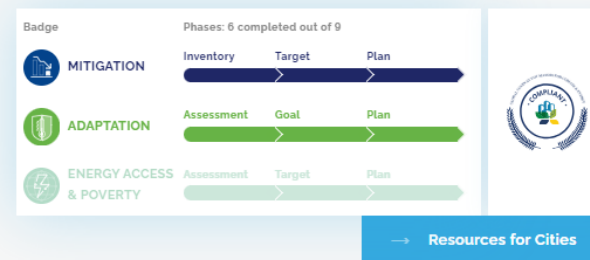
MAYOR

HORACIO RODRÍGUEZ LARRETA

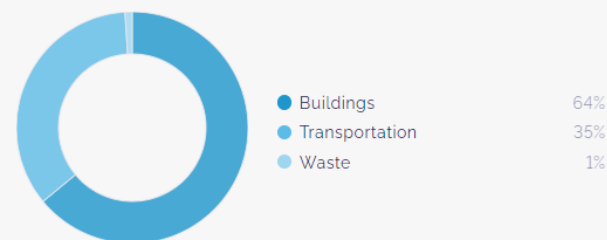
→ Climate Action Plan

→ Climate Joint Plan

## BADGES



## EMISSIONS INVENTORY



## ADAPTATION

NO	HAZARD	PROBABILITY	TIME SCALE
01	Heat wave	High	Short-term (by 2025)
02	Cold wave	Medium High	Short-term (by 2025)
03	Rain storm	Medium	Short-term (by 2025)
04	River flood	Medium High	Short-term (by 2025)
05	Coastal flood	Medium High	Short-term (by 2025)
06	Vector-borne disease	Medium High	Medium-term (2026-2050)





GLOBAL COVENANT  
of MAYORS for  
CLIMATE & ENERGY



CHAPTER 03

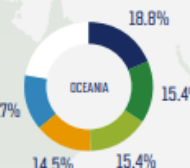
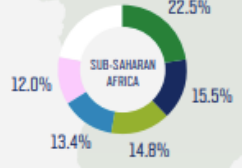
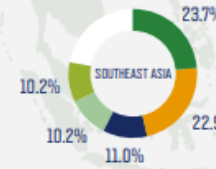
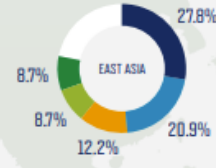
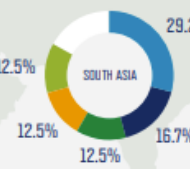
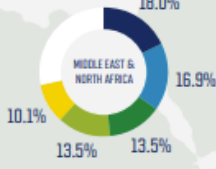
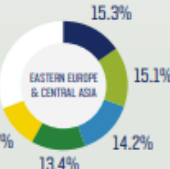
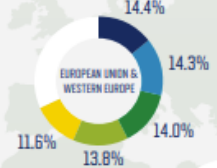
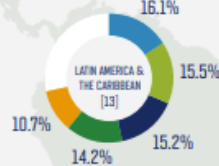
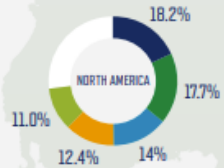
# EACH REGION (AND CITY) FACES ITS OWN RISK & VULNERABILITIES

14,153  
HAZARDS  
REPORTED

2,021 CITIES  
REPORTING HAZARDS

Extreme hot temperature is a top risk across all regions

- Extreme hot temperature
- Extreme precipitation
- Flood and sea level rise
- Drought
- Wild fire
- Storm and wind
- Mass movement
- Biological hazards
- OUTSIDE TOP 5



In recent years, the effects of climate change have become ever clearer, with more extreme weather events being reported in more places. These events impact on cities and local governments in multiple ways, both directly (floods, storms, extreme heat) and indirectly (food and water shortages, energy disruption, damage to transport infrastructure). More widely, climate change also threatens citizens' health and wellbeing, jobs, and the economy.



# **What to expect from feedback and amendments when reporting to GCoM through CDP-ICLEI Track**

# RECEIVING FEEDBACK FOR AMENDMENTS



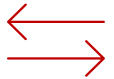
CDP sends the feedback via email to the main users



We review the submissions from all cities and provide a badge assessment with detailed question-specific amendment recommendations



The city can go directly to input the data point within the questionnaire that is required for compliance



Main users can make any amendments to the 2023 response, please log in to your [account](#) and click 'Amend Submission' in your Cities 2023 block. There are further instructions available in the [Cities User Guide](#). Cities that report by **October 31st** will have a guaranteed opportunity to make amendments.



If you have any issues regarding the feedback or the process, you can reply directly to the email from which you received the feedback or the regional accounts that were in copy

# RECEIVING FEEDBACK FOR AMENDMENTS



Badge	Phase	Compliance status	Improvement suggestions
Mitigation	Inventory	Not compliant	<p>[Question 2.1d] The Inventory badge requires that all mandatory emissions values (identified by “^” symbol) are completed with either a number or a notation key. Please remember that:</p> <ul style="list-style-type: none"> <li>- Reporting “0” or leaving blank mandatory emissions is not compliant. Please use notation key NO (Not Occurring) when relevant emission does not exist or are negligible in the reporting boundary.</li> <li>- The use of “NE (Not Estimated)” in mandatory subsectors is not compliant. This notation is designed ONLY to track future improvement potential. If the emission is not estimated because the emission from this subsector is scarce or rare, please use “NO” (Not Occurring).</li> </ul> <p>Please remember that the questionnaire allows cities to easily upload ClearPath/CIRIS/ClimateOS excel files to report the inventory.</p> <p>[Question 2.1a] Your inventory is missing activity data. (Ex, amount of fossil fuel consumed and kilometres travelled). Please make sure that the inventory document attached includes activity data for all sources of emissions.</p> <p>[Question 2.1a] Your inventory is missing emission factors (Ex, tonnes of CO2e generated per tonnes of fossil fuel consumed). Please make sure that the inventory document attached includes emission factors for all sources of emissions.</p>
	Target	Compliant	
	Mitigation Plan	Compliant	

In the feedback table, where the badge phase compliance status is not compliant, there are question-specific required amendments that need to be made in order for compliance to be achieved

Adaptation	RVA	Compliant	
	Goal	Compliance Maintained-Achieved prior to (2022)	
	Adaptation plan	Compliance maintained from last year (2022)	<p>[Question 7.1a] The Adaptation Plan badge requires that you report either a standalone adaptation plan or an integrated climate action plan addressing mitigation and adaptation within 3 years after committing to GCoM. If you have either of those, please select the appropriate option in 7.1a. You may need to select “add row” if you are also reporting other plans.</p> <p>[Question 7.1a] The Adaptation Plan badge requires that you include all mandatory data points about your plan (identified by “^” symbol). You are missing one or more of the following:</p> <ul style="list-style-type: none"> <li>-Processes for monitoring evaluation</li> <li>-Stakeholders engaged</li> <li>-Primary author(s)</li> <li>-Co-benefits, trade-offs, and synergies</li> <li>-Year of formal approval</li> </ul>

Compliance may be maintained from a previously compliant submission even if the current year reporting is not compliant. However, to achieve compliance for this badge phase in the year of reporting, we still provide recommended amendments so that you can retain the badge.

# HOW TO MAKE AMENDMENTS

## Amending your response (Main User only)

Making a change to your response is free of charge and can be made before or after the reporting deadline. **However**, changes made to a response after the reporting deadline may not be included in analysis or scoring, as this will be underway.

1. If you are the main user, you can amend your response from the dashboard by navigating to 'Latest Submission Details' in your Cities 2023 block and click 'Amend Submission'.

Submission details section

Latest Submission Details

Date	Submitted To	Submitted by	Public/Non-public	
March 17 2023	C40, CDP Cities, Global Covenant of Mayors, ICLEI - Local Governments for Sustainability	Your Name Here	Public	<a href="#">View Submission</a> <a href="#">Amend Submission</a>

2. You will then get a message:

Please refresh your dashboard now to amend your response. If you have any issues, please contact your regional account manager.

3. Refresh the page. The cities block will change from 'Completed' to 'Amendment in Progress' with the 'Enter Questionnaire' button (this may take a couple of minutes).

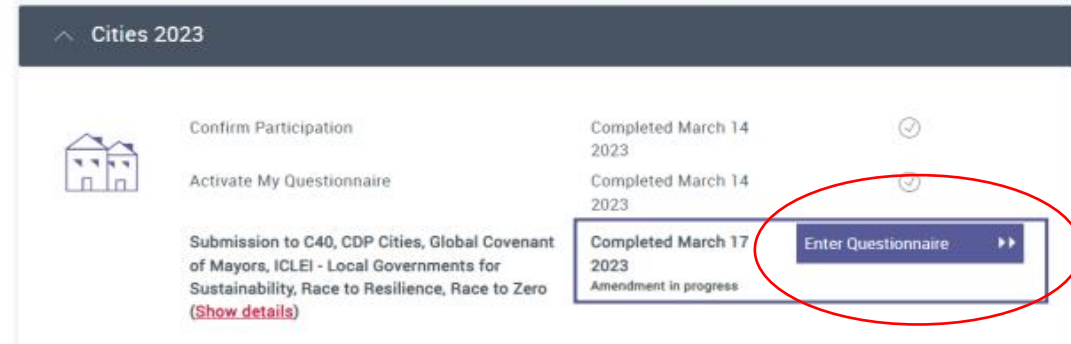
Your response will stay in 'Amendment in Progress' until you resubmit, so please resubmit as soon as possible and by the deadline on your dashboard.

Please see page 51 of the [Cities User Guide](#)

You can also view a training video [here](#)



3. Then, back in your dashboard, click 'Enter Questionnaire'.

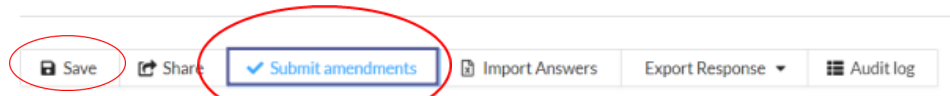


4. Make the necessary changes to your response. You will not be able to amend answers on the submission page.

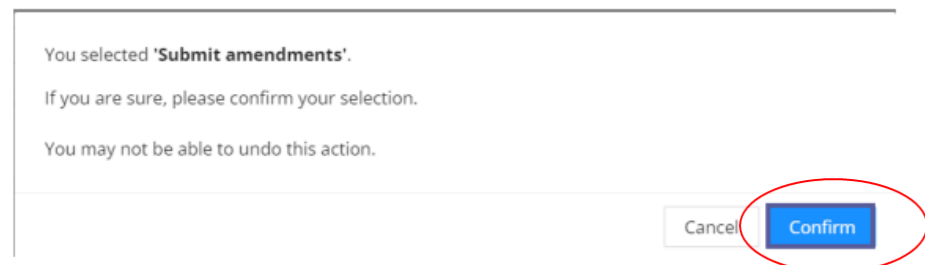
5. When complete, click the 'Submit Amendments' button.

## CDP-ICLEI Track 2023

State: Discloser amendments



6. Confirm your submission.





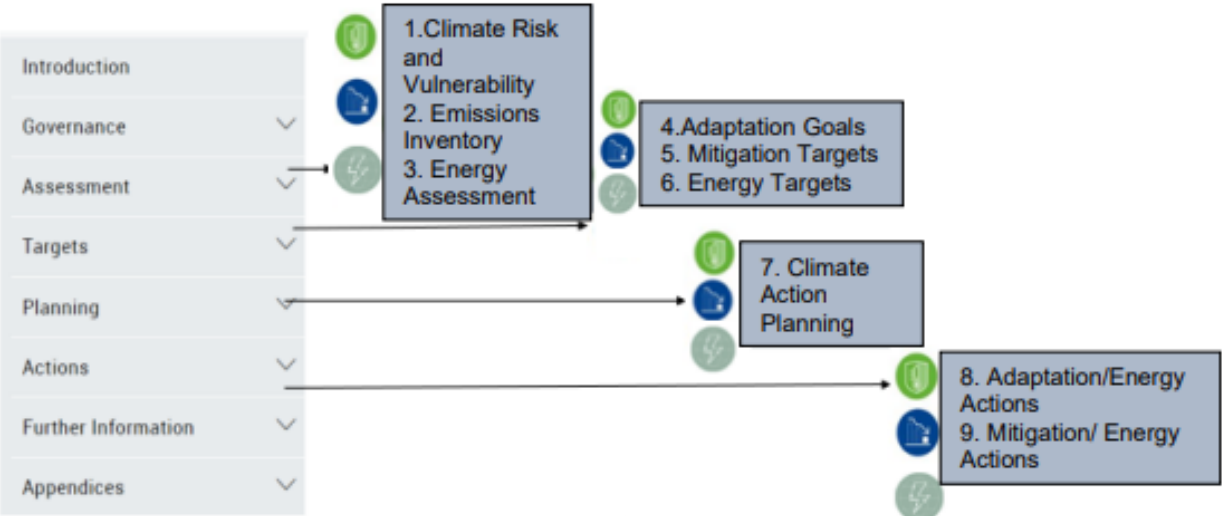
# Identifying Required Questions for Badge Compliance



## How can I identify GCoM specific questions/columns?

Cities participating in the Global Covenant of Mayors will be presented with all CRF aligned questions and columns independent of the questionnaire pathway selected. Please refer to the [Questionnaire Pathway Map](#) for further information.

### 2023 cities questionnaire GCoM CRF alignment



### Identifying GCoM mandatory questions

Connection to other frameworks

- GCoM Adaptation Pillar<sup>^</sup>

GCοM Pillar alignment

CRF Mandatory data points

Assessment attachment and/or direct link <sup>^</sup>	Confirm attachment/link provided to assessment (selection mandatory)	Boundary of assessment relative to jurisdiction boundary <sup>^</sup>	Year of publication or approval <sup>^</sup>	Factors considered in assessment
Text field and attachment function	Select from: <ul style="list-style-type: none"><li>• The assessment has been attached</li><li>• The assessment can be</li></ul>	Select from: <ul style="list-style-type: none"><li>• Same - covers entire jurisdiction and nothing else</li><li>• Smaller - covers only part</li></ul>	Numeric field	Select all that apply: <ul style="list-style-type: none"><li>• Assessment concise</li><li>• Assessment concise</li><li>• Assessment concise</li></ul>

^ = Exponent symbol

CRF mandatory data points are indicated with the “<sup>^</sup>” symbol. This allows cities to identify mandatory indicators and avoid common mistakes easily. Cities must answer all mandatory data points (“<sup>^</sup>”) appropriately to achieve full compliance.

For more information please explore the [GCoM Reporting Guidance Document](#)





# How to Achieve GCoM Compliance for the EAPP Badge



GLOBAL COVENANT  
of MAYORS for  
CLIMATE & ENERGY



Local Governments  
for Sustainability



DISCLOSURE INSIGHT ACTION



ENERGY  
ACCESS &  
POVERTY

Assessment

Target

Plan

**1. Assessment:** Report against the selected indicator(s) of your regional attribute and attach an Energy Assessment (*question(s) 3.1-3.4*)

If Sustainability  
Attribute  
(*questions: 3.1,  
3.1b, 3.1c, and/or 3.2*)

If Affordability  
Attribute (*3.1 and  
question 3.3*)

If Accessibility  
Attribute (*3.1 and  
question 3.4*)

**2. Target:** Set and report on Energy Related Targets (*question 6.1*)

**3. Plan:** Attach and report a fully compliant standalone or integrated plan addressing Energy Access and Poverty (*question 7.1 and 7.1a*)

Report information  
regarding the plan on  
the platform  
(*question 7.1a*)

Report energy-  
related actions on the  
platform  
(*questions 8.1 and/or  
9.1*)



# How to avoid common mistakes in reporting

# Common mistakes by GCoM reporting cities



- ▼ Inventory
- ▼ Notation Keys
- ▼ Adaptation Plan/Mitigation Plan/Energy Plans
- ▼ Data Completeness
- ▼ Incorrect links or attachments

## ▼ Common Mistake: Inventory

**Leaving empty or listing insufficient gases in 'Gases included in inventory' while attached inventory includes all required gases or CO2-equivalent (Q 2.1a)**

**Attaching a summary of GHG Emissions Inventory instead of a full inventory containing Activity Data and Emissions Factors (Q 2.1a)**

# Common Mistake: Inventory



- Leaving empty or listing insufficient gases in 'Gases included in inventory' while the attached inventory reports for all required gases or CO2-equivalent (Q 2.1a)

(2.1a) Provide information on and an attachment (in spreadsheet format)/ direct link to your main community-wide GHG emissions inventory. ? »

> [Link to question level guidance](#)

## Mandatory Gases to report:

- Carbon Dioxide (**CO2**)
- Methane (**CH4**), AND
- Nitrous Oxide (**N2O**)
- OR
- CO2-equivalent**



Gases included in inventory^

CO2 CH4

Gases included in inventory^

Please select...



Gases included in inventory^:

CO2 CH4 N2O

Sub-categorí a	Alcan ce	Energía estacionaria					
I.1		Edificios residenciales					
I.1.1	1	Combustibles	CO <sub>2</sub>	CH <sub>4</sub>	N <sub>2</sub> O	Unidad es	Referencia
I.1.1	1	Gas L.P.	63,100	5	0.1	Kg/TJ	IPCC-2006- Vol.II
I.1.1	1	Leña	100,000	300	4	Kg/TJ	IPCC-2006- Vol.II
I.2		Edificios e instalaciones comerciales e institucionales					

# Common Mistake: Inventory



## Providing a summary of GHG Emissions Inventory instead of a full inventory containing Activity Data and Emissions Factors (Q 2.1a)

(2.1a) Provide information on and an attachment (in spreadsheet format)/ direct link to your main community-wide GHG emissions inventory. ? ➡

> [Link to question level guidance](#)

Sector	% of Total	MTCO2e
<b>Energy</b>	<b>78.1%</b>	<b>39,912</b>
Facility Electricity	62.8%	32,065
Streetlights & Traffic Signals	12.8%	6,535
Facility Natural Gas	2.5%	1,261
Airport Fuel Oil	0.1%	51
<b>Transportation</b>	<b>18.9%</b>	<b>9,651</b>
Vehicle Fleet	11.3%	5,760
Employee Commute	5.3%	2,701
Transit Fleet	2.2%	1,103
Airport Equipment	0.2%	87
<b>Waste</b>	<b>3.0%</b>	<b>1,532</b>
Facility Solid Waste	2.6%	1,344
Facility Wastewater	0.4%	188
<b>Total of Three Sectors</b>		<b>51,095</b>





# Common Mistake: Inventory



**Your attached inventory should include Activity Data and Emissions Factors for all emissions reported as shown in the examples below:**

GHG Emissions Source		Notation keys	Activity data	
Activity	Description		Amount	Unit
Transportation occurring in the city				
Motor gasoline (petrol)	EPA Off-road Model		14,412,884	gal (US)
Diesel oil	EPA Off-road Model		1,444,367	gal (US)
Liquefied Petroleum Gas (LPG)	EPA Off-road Model		5,391,265	gal (US)
Compressed Natural Gas (CNG)	EPA Off-road Model		314,375,234	gal (US)



Emission factor				
Units	CO <sub>2</sub>	CH <sub>4</sub>	N <sub>2</sub> O	Total tCO <sub>2</sub> e
tCO <sub>2</sub> e/cf (ft <sup>3</sup> )	0.0000544	2.884E-08	2.65E-08	
tCO <sub>2</sub> e/cf (ft <sup>3</sup> )	0.0000544	2.884E-08	2.65E-08	
tCO <sub>2</sub> e/MWh				0.30421809

## ▼ Common Mistake: Notation Keys

Not providing explanation when using notation key 'IE' (Q 2.1c)

Misusing 'NE' instead of 'NO' for mandatory rows (Q 2.1c)

Using '0' instead of 'NO' (Q 2.1c)



# NOTATION KEYS

## GHG EMISSIONS INVENTORY



<b>“NO”</b> (Not Occurring)	An activity or process does not occur or exist within the city. May also be used for insignificant sources.
<b>“IE”</b> (Included Elsewhere)	Emissions for this activity are estimated and presented in another category in the same inventory – it is mandatory to state in which subsector the emissions are included. - This notation key may be used where it is difficult to disaggregate data into multiple sub-sectors.
<b>“NE”</b> (Not estimated)	GHG emissions occur but have not been estimated or reported – a justification is mandatory. <b>NE is not compliant for mandatory emissions.</b>
<b>“C”</b> (Confidential)	GHG emissions which could lead to the disclosure of confidential information, and as such are not reported publicly.





# NOTATION KEYS

## GHG EMISSIONS INVENTORY



### How can I report a compliant CRF emissions inventory?

GCoM signatories should report their emission inventories through question **2.1d**. The following table shows all mandatory (^) data points to be compliant with the CRF. These should be answered by **either a value other than 0 or a valid notation key and its justification**.

Sectors and sub-sectors	Direct emissions	Indirect emissions
<b>Stationary energy</b>		
Residential buildings	^	^
Commercial building and facilities	^	^
Institutional buildings and facilities	^	^
Industrial buildings and facilities	^	^
Agriculture	^	^
Fugitive emissions	^	Recommended
<b>Transportation</b>		
On-road	^	^
Rail	^	^
Waterborne navigation	^	^
Aviation	^	^
Off-road	^	^
<b>Waste</b>		
Solid waste disposal	^	Recommended
Biological treatment	^	Recommended
Incineration and open burning	^	Recommended
Wastewater treatment and discharge	^	Recommended
<b>ALL IPPU</b>	Recommended	Recommended
<b>ALL AFOLU</b>	Recommended	Recommended
<b>Energy Generation</b>		
Electricity-only generation	^	Recommended
CHP generation	^	Recommended
Heat/cold generation	^	Recommended
Local renewable generation	Recommended	Recommended

You can find this table and answers to similar queries in the [GCoM Reporting Guidance Document](#)



# Common Mistake: Notation Keys



## Not providing explanation when using notation key 'IE' (Q 2.1c)

Stationary energy > Residential buildings^	461,491	Please select... ▾	184,008	NO ▾	0	NO ▾	<div>⌵</div>
Stationary energy > Commercial buildings & facilities^	260,133	Please select... ▾	287,450	Please select... ▾	0	NE ▾	<div>⌵</div>
Stationary energy > Institutional buildings & facilities^		IE ▾		IE ▾		NE ▾	<div>⌵</div>



# Common Mistake: Notation Keys



## Misusing ‘NE’ instead of ‘NO’ for mandatory rows (Q 2.1c)

<b>“NE”</b> (Not estimated)	GHG emissions occur but have not been estimated or reported – a justification is mandatory. <b>NE is not allowed for mandatory emissions.</b>
--------------------------------	---

<b>“NO”</b> (Not Occurring)	An activity or process does not occur or exist within the city. May also be used for insignificant sources.
--------------------------------	--

Transportation  
> On-road^

0	NE		NE		NE	
---	----	--	----	--	----	--





# Common Mistake: Notation Keys



## Using '0' instead of 'NO' (Q 2.1c)

Stationary  
energy >  
Industrial  
buildings &  
facilities^

0

Please select... ▼

46,763

Please select... ▼

0

NE ▼

⌵

**“NO”**  
(Not Occurring)

An activity or process does not occur or exist within the city.  
May also be used for insignificant sources.



## ▼ Common Mistake: Adaptation / Mitigation / Energy Plans

Having an Adaptation Plan but reporting only a Mitigation Plan and vice versa (Q 7.1a)

# Common Mistake: Adaptation Plan/Mitigation Plan



## ▼ Having an Adaptation/Action Plan but reporting only a Mitigation Plan and vice versa (Q 7.1a)

(7.1a) Report details on the climate action plan or strategy that addresses climate mitigation and/or climate adaptation (resilience) in your jurisdiction. 🔍

> [Link to question level guidance](#)

Climate action plan type^: Standalone climate mitigation plan ▼



## ▼ Common Mistake: Data Completeness

**Answering boundary questions without providing explanation for boundary (unless answer is 'Same – covers entire jurisdiction and nothing else')**

**Not fulfilling all mandatory requirements for question**

# Common Mistake: Data Completeness



- Answering boundary questions without providing explanation for boundary (unless answer is 'Same – covers entire jurisdiction and nothing else')



Boundary of assessment relative to jurisdiction boundary^ ? : Smaller - covers only part of the jurisdiction, please explain exclusions

Please specify...

Explanation not provided

Instead of



Boundary of assessment relative to jurisdiction boundary^ ? : Larger - covers the whole jurisdiction and adjoining areas, please explain additions



Elle couvre tous les 65 quartiers de Yaoundé 4 ainsi toutes les limites des chefferies traditionnelles hors circonscription adm

Explanation provided



# Common Mistake: Data Completeness







## ▼ Not fulfilling all mandatory requirements for question

Proportion of the population exposed to the hazard  : 90-100% 

Did this hazard significantly impact your jurisdiction before this reporting year? : ☒ Yes ☐ No ☐ Do not know

Current probability of hazard  : Please select... 

Current magnitude of impact of hazard  : Please select... 

Expected future change in hazard intensity  : Please select... 



## ▼ Common Mistake: Incorrect links or attachments

**Responding 'Yes' when asked if your city has RVA/inventory/adaptation plan/mitigation plan but not attaching it (Q 1.1a, 2.1a and 7.1a)**

**Providing a link to RVA/inventory/plan that requires additional log-in details to view (Q 1.1a, 2.1a and 7.1a)**



**Providing an image of a Risk Map instead of full RVA (Q 1.1a)**

**Providing a dysfunctional link/attachment (Q 1.1a, 2.1a and 7.1a)**




# Common Mistake: Incorrect links or attachments



**Responding ‘Yes’ when asked if your city has RVA/inventory/adaptation plan/mitigation/energy plan but not attaching it (Q 1.1a, 2.1a and 7.1a)**

(7.1) Does your jurisdiction have a climate action plan or strategy?  

Yes, our jurisdiction has a climate action plan or strategy



> [Link to question level guidance](#)

# Common Mistake: Incorrect links or attachments



Providing a link to RVA/inventory/plan that requires additional log-in details to view (Q 1.1a, 2.1a and 7.1a)

Sign in to your account

Email address

Enter your email address...

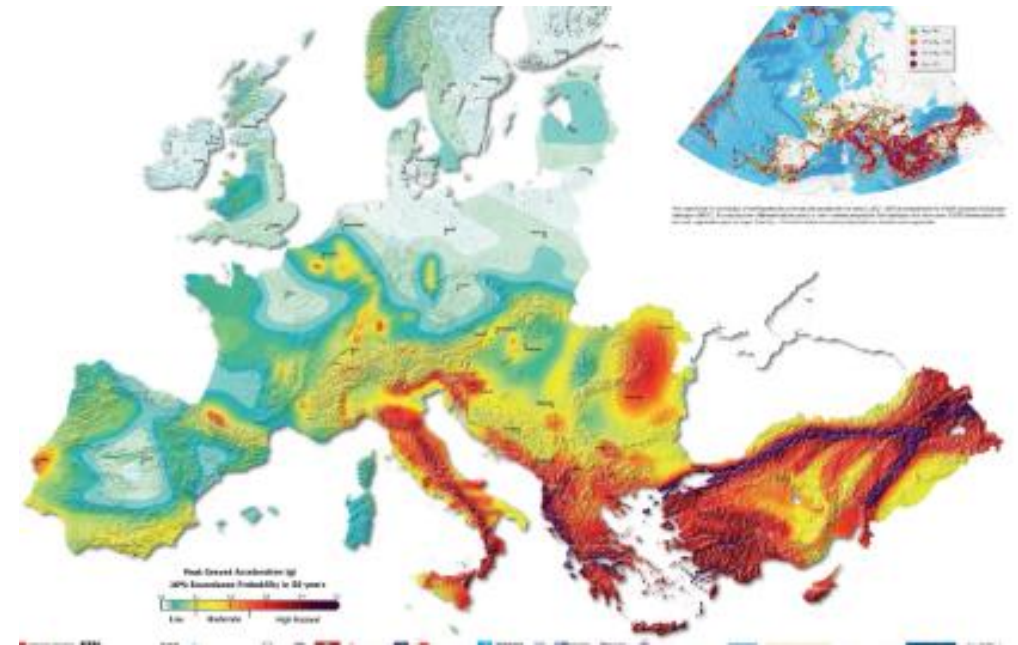
Password [Forgot password?](#)

Enter your password...

Sign in

New user? [Create an account.](#)

Providing an image of a Risk Map instead of full RVA (Q 1.1a) (Example below)



European Seismic Hazard Map: <https://www.ecodimax.com/2016/07/european-seismic-hazard-map.html>

# Common Mistake: Incorrect links or attachments



Providing a dysfunctional link/attachment (Q 1.1a, 2.1a and 7.1a)

# 404 Not Found

Please forward this error screen to [www.100resilientcities.org](http://www.100resilientcities.org)'s [WebMaster](#)

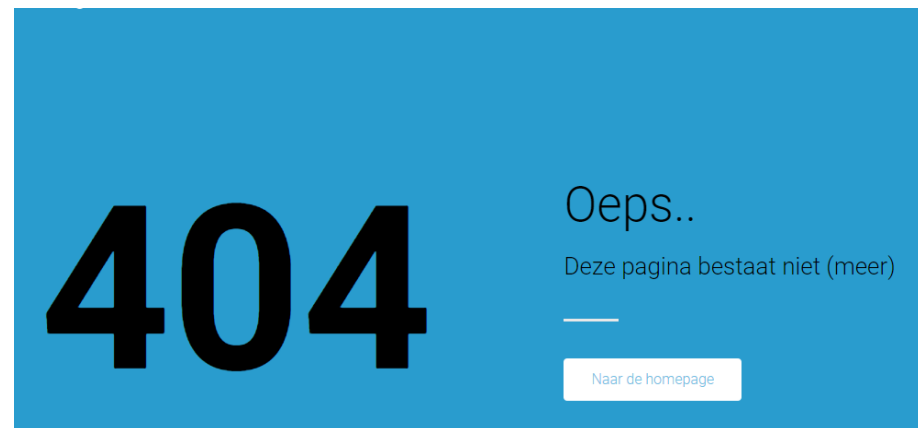
The server cannot find the requested page:



**404.** That's an error.

The requested URL

`/urlsa=t&rct=j&q=&esrc=s&source=web&cd=1&cad=rja&ua`  
was not found on this server. That's all we know.



## Page Not Found

Please note that the content you are looking for is no longer at this location. T

## Not Found

The requested URL `/media/files/piano_adattamento_bologna_approvato.pdf` was not found on this server.

*Apache/2.2.16 (Debian) Server at [www.comune.bologna.it](http://www.comune.bologna.it) Port 80*



An aerial photograph of a modern, multi-story building with a prominent green roof. The roof is covered in various green plants and trees, creating a lush urban landscape. A central courtyard area is visible, featuring a curved walkway and a small, circular structure. The building's facade is light-colored, and the overall scene is bathed in warm, golden light, suggesting late afternoon or early morning.

# One Planet City Challenge

Join the journey and inspire the world

ABR 2023

Chuttersnap / Unsplash (CC0)



**A friendly biannual competition** to mobilize cities to deliver on the Paris Agreement



# CONNECT



REPORTING



ENGAGEMENT



EVALUATION



NEW:ALL STARS!  
AWARDS



ONE PLANET  
CITY CHALLENGE

JURY



# ASSESS

# DISPLAY

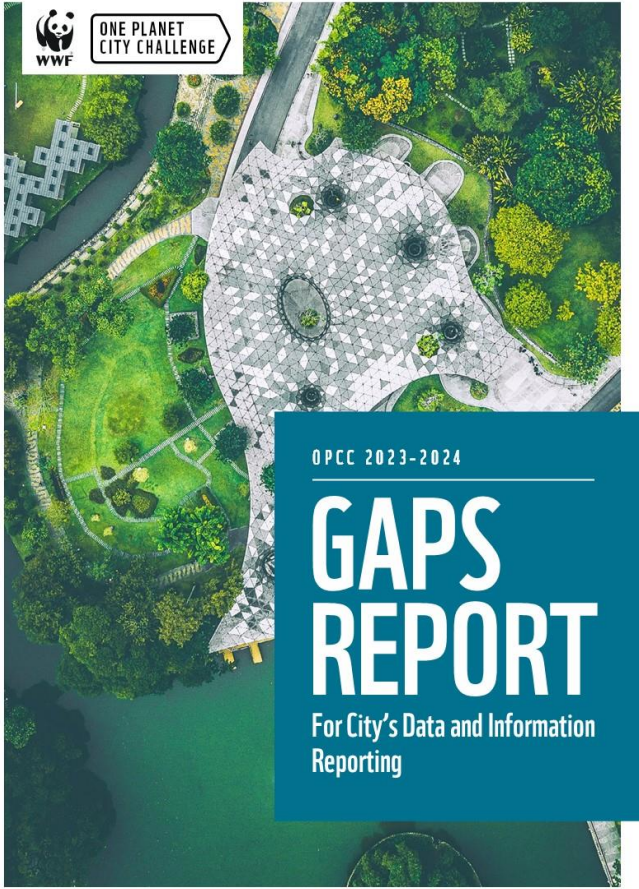


# What to expect from our Feedback & Amendments?



Free Photos / Pixabay (CC0)

# AMMENDMENT PERIOD - GAPS REPORT



## COMPLETENESS EVALUATION

We made this scorecard using the data your city submitted to OPCC through the CDP-ICLEI Track 2023 Cities Questionnaire. You can find your completeness level and score breakdown below.

By clicking on each indicator, you can obtain further information on the rationale and specific criteria used for the evaluation.

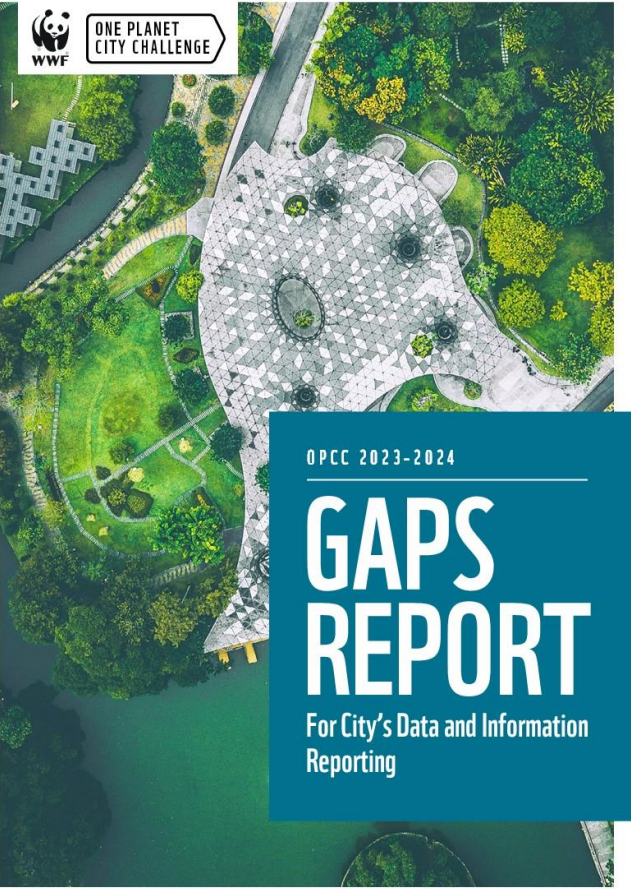
SCORING KEY		
NEEDS IMPROVEMENT	GOLD PROGRESS	EXCELLENT SUBMISSION
0-49%	50-79%	80-100%

OVERALL SCORECARD	
CLIMATE JOURNEY STEP (MAX SCORE)	YOUR CITY'S SCORE
Assessed GHG emissions and risks from climate change (28)	21.7
Mitigation targets and adaptation goals (22.5)	7.1
Climate action plans (35.5)	20.1
Implementation of climate strategies and/or actions (41.5)	22
Results based monitoring (22.5)	11.2
<b>Total score (150)</b>	<b>84.2</b>

CLIMATE JOURNEY STEP: ASSESSED GHG EMISSIONS AND RISKS FROM CLIMATE CHANGE		
OPCC SCORING INDICATOR (MAX SCORE)	RELEVANT QUESTION (CELLULUM NUMBER)	YOUR CITY'S SCORE
Presence of Climate Risk and Vulnerability Assessment (1.5 pts)	1.1	1.5
Boundary of assessment (3 pts)	1.1a (3)	3
Factors covered (3.5 pts)	1.1a (3)	1.5
Completeness of hazards (5 pts)	1.2 (1-11)	6



# AMMENDMENT PERIOD - GAPS REPORT



SCORING KEY		
NEEDS IMPROVEMENT	GOOD PROGRESS	EXCELLENT SUBMISSION
0-49%	50-79%	80-100%

Color coded to know where to look at

OVERALL SCORECARD	
CLIMATE JOURNEY STEP [MAX SCORE]	YOUR CITY'S SCORE
Assessed GHG emissions and risks from climate change [28]	21.7
Mitigation targets and adaptation goals [22.5]	7.1
Climate action plans [35.5]	20.1
Implementation of climate strategies and/or actions [41.5]	22
Results-based monitoring [22.5]	11.2
Total score [150]	84.2

An overall scorecard

CLIMATE JOURNEY STEP: ASSESSED GHG EMISSIONS AND RISKS FROM CLIMATE CHANGE		
OPCC SCORING INDICATOR [MAX SCORE]	RELEVANT QUESTION [6 COLUMN] NUMBER?	YOUR CITY'S SCORE

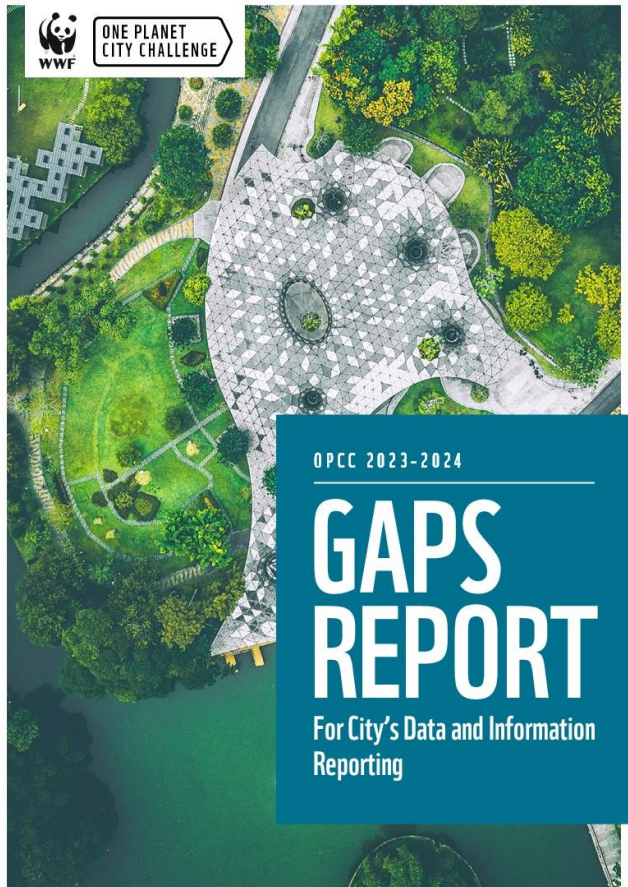
Scoring indicators  
Based on the OPCC Assessment Framework

We tell you what question in the  
formular we are speaking about





# AMMENDMENT PERIOD - GAPS REPORT



## Why engage in the Amendmend period and Gaps Report?

- Ensure you receive a comprehensive Strategic Feedback report
- It can boost your total score in WWF's One Planet City Challenge, thereby increasing your chances to be shortlisted or even become national or global winner.





- BIG PICTURE
- MAKE THE CASE
- NATIONAL & INTL  
VISIBILITY

**4.4**  
★★★★★  
**Useful!**

**83%**  
**Again!**



# [www.panda.org/opcc](http://www.panda.org/opcc)







**Join the journey  
and inspire the world**

**opcc@wwf.se | [panda.org/opcc](https://panda.org/opcc)**



## Guidance documents and reporting timelines

# Guidance Documents and Useful Resources




## GCoM

- GCoM Reporting Guidance Document
- EAPP Annex to the CRF
- GCoM Common Reporting Framework
- Cities User Guide
- EAPP CDP-ICLEI Track Cities Questionnaire Guidance

## OPCC

- WWF Participants Booklet 2023
- WWF FAQ 2023
- OPCC Assessment Framework and Technical Details 2023



Guidance for reporting to the Global Covenant of Mayors (GCoM) through CDP-ICLEI Track

Table of contents

A: FAQ about the Global Covenant of Mayors (GCoM) and the Common Reporting Framework (CRF)

What is the Global Covenant of Mayors for Climate & Energy?

What is the Common Reporting Framework?

How can I report to the GCoM? Please indicate your experience of interest

What are GCoM's values?

How can I report to the GCoM Access and Privacy Policy?

B: FAQ about reporting to the GCoM through the CDP-ICLEI Track

How does CDP-ICLEI Track act as an efficient reporting platform?

What is GCoM's validation and feedback?

What are the GCoM's reporting key dates?

How does GCoM's validation feedback compare to CDP Score?

C: FAQ on technical support

How can I identify GCoM specific questions?

How can I report a potential CRF emissions issue?

How often do cities have to report data to GCoM?

Who should I contact for support throughout the reporting and validation process?

How can I report a compliant CRF emissions inventory?

GCoM signatories should report their emission inventories through question 2.1d. The table shows all mandatory (Y) data points to be compliant with the CRF. These should be either a value other than 0 or a valid notation key and its justification.

Section and sub-section	Direct emissions	Indirect emissions
<b>Stationary energy</b>		
Residential buildings	Y	Y
Commercial buildings and services	Y	Y
Institutional buildings and facilities	Y	Y
Industrial buildings and facilities	Y	Y
Manufacturing	Y	Y
Other emissions	Y	Recommended
<b>Transportation</b>		
On-road	Y	Y
Marine	Y	Y
Waterborne navigation	Y	Y
Airports	Y	Y
Off-road	Y	Y
<b>Waste</b>		
Land waste disposal	Y	Recommended
Biological treatment	Y	Recommended
Incineration and open burning	Y	Recommended
Wastewater treatment and discharge	Y	Recommended
<b>ALL CDP</b>	Recommended	Recommended
<b>ALL APOLU</b>	Recommended	Recommended
<b>Energy Generation</b>		
Electricity generation	Y	Recommended
CRF generation	Y	Recommended
Heat/cold generation	Y	Recommended
Local renewable generation	Y	Recommended

Common mistakes (for more guidance, click [here](#)):

- Reporting "0" is mandatory emissions is not compliant. Please use not (Not Occurring) when relevant emissions does not exist or are negligible in boundary.
- The use of "NE (Not Estimated)" in mandatory subsectors is NOT compliant. GCoM inventory badge. This notation is designed ONLY to track future potential. If the emissions is not estimated because the emissions from this very source or rate, please use "NO" (Not Occurring). For example, support from waste-borne transport is a minor source within city A. In that case, the use notation key NO for the direct and indirect waste-borne transport emissions.
- If GHG emissions are estimated and presented in another category in the same inventory, please use "IE" (Included elsewhere) along with a justification.
- Failing to justify when using Notation Key IE (Included elsewhere) is not compliant.

Annex

How to report to the EAPP through CDP-ICLEI Track: Step by step

EAPP badge phase	Attribute	CRF requirement	CDP-ICLEI Track Question Number
Assessment General principles	Assessment general principle	Local governments shall prepare and submit an energy access and energy poverty assessment with the annual after consulting to the GCoM.	N/A
	Assessment general principle	The assessment shall analyse the energy access and energy poverty conditions of the municipality considering three key energy attributes: Access energy Sustainable energy Affordability energy	
	Assessment general principle	The energy access and energy poverty assessment shall provide information on the energy attributes desired report relevant by each Region and National Government. Region- and country-specific attributes will be made available through regional/national versions of the Common Reporting Framework and communicated by Regional/National Government.	See below
	Assessment general principle	The assessment shall include at least one mandatory indicator for each energy attribute deemed relevant by the local government's respective Regional/National Government.	
Sustainable energy attribute	The GCoM Regional/National governments of Japan, Latin America, [and Middle East and North Africa] require cities to report to at least one indicator of the attribute		
Renewable energy	Energy conversion from renewable energy sources (Renewable Energy indicator)		3.1

# Differences in Feedback

## CDP Scoring, WWF Scores, GCoM Badges



CDP Scoring focuses on the completeness of the cities' response and their performance on climate action. CDP award scores across the following bands: Disclosure, Awareness, Management and Leadership. All scores are private and only cities who get an A will be featured by CDP publicly as part of the A-List.

For the OPCC, WWF assess the information provided according to the OPCC's Assessment Framework and its scoring criteria. OPCC categorizes scores according to Vision: a city's commitment and ability to drive change; and Impact: and the reduction potential of a city's current climate action.

For GCoM Badging, CDP-ICLEI assess the information provided for all GCoM relevant questions against the criteria specified in the Common Reporting Framework (CRF) and the EAPP Annex to the CRF. GCoM awards badges based on three main pillars of the CRF: Adaptation, Mitigation, and Energy Access and Poverty. Any badge(s) you are eligible for based on your compliance results will be awarded your GCoM Region and publicly displayed on the GCoM website.

# Reporting Timelines



GLOBAL COVENANT  
of MAYORS for  
CLIMATE & ENERGY



Submission deadline  
**July 25th** to receive a  
CDP score



Platform opens for  
all reporting projects  
and initiatives

Platform closure for  
2023 submission on  
**December 7th**



April

May

June

July

Aug

Sep

Oct

Nov

Dec

Jan

Feb

Deadline to  
join OPCC.  
**August 31st**



GCoM and OPCC  
Amendments  
Deadline **October  
31st**







# Any Questions?

# Thank you



If you require further assistance, please visit our [CDP Help Center](#) or contact your CDP regional office:

- ▼ CDP North America: [citiesna@cdp.net](mailto:citiesna@cdp.net)
- ▼ CDP UK, Middle East & Africa: [citiesEMEA@cdp.net](mailto:citiesEMEA@cdp.net)
- ▼ CDP Europe: [cities.europe@cdp.net](mailto:cities.europe@cdp.net)
- ▼ CDP Asia Pacific: [citiesapac@cdp.net](mailto:citiesapac@cdp.net)
- ▼ CDP Latin America: [reportecer@cdp.net](mailto:reportecer@cdp.net)