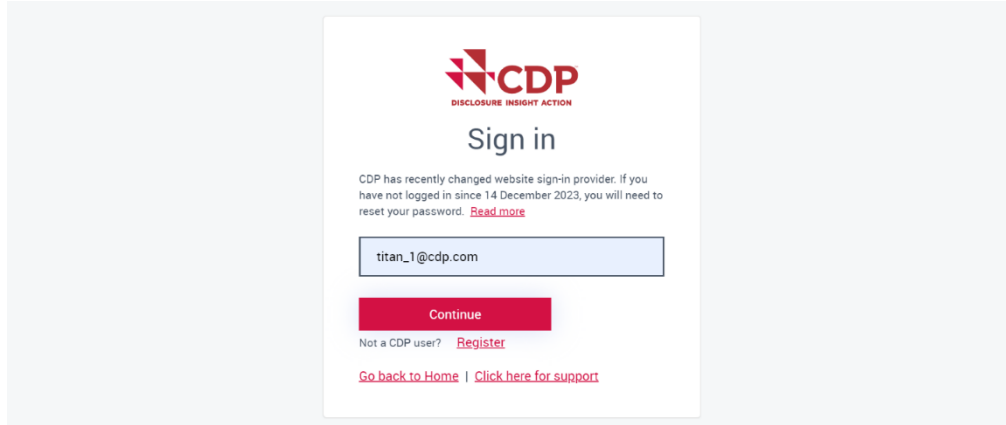


How to Access Historical Data

This article is for Signatories and provides information on data products, such as Corporate Response Dataset, Scores, Full GHG Emissions dataset, and any other additional and purchased CDP data from this cycle, and previous cycles.

Access the Portal

To access the Portal, you will need to log in. Signatories will be sent a link via email to register for the Portal. If you are a new contact, you can ask your Account Manager to invite you as a Team member for your organization. You can see more information on how to log in [here](#).



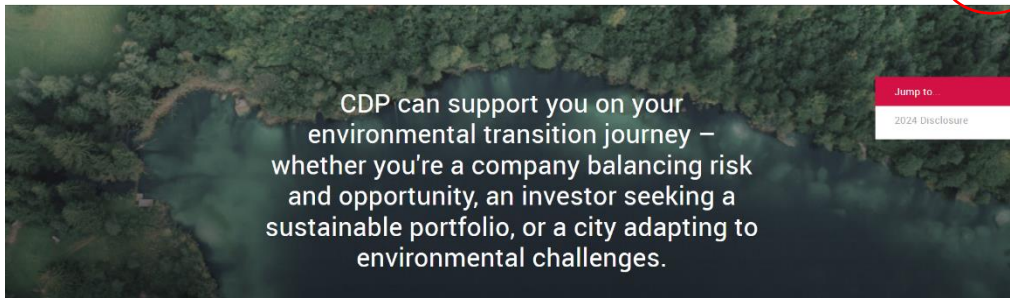
Data Products and Reports Tile

Click on the “Data Products and Historical Reports” tile. You can see more information on how to navigate CDP’s portal [here](#).



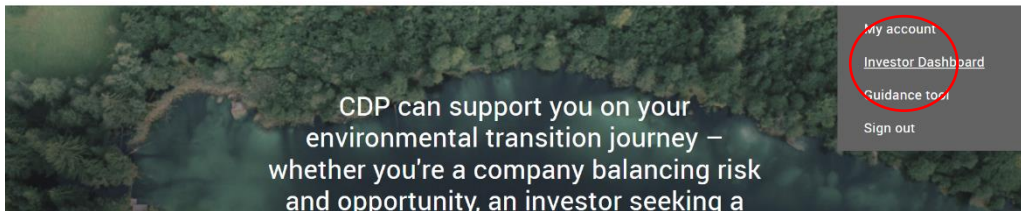
Sign in the Legacy Portal

You will be redirected to CDP’s website. Click on the “Sign in” button on the upper right corner of the page to sign in to CDP’s Legacy Portal.



Go to the investor dashboard

Click on “sign in” or your initials on the upper right corner of the page to open the drawdown list, then click on the Investor Dashboard button.







Access my Data tile

After accepting the Terms and Conditions, scroll down to the “Access my data” tile for a menu of the data products available to you from this cycle, and previous cycles.

Access my data

Signatories

 <p>Company disclosure tracker Export list of companies' disclosure status</p> <p>View</p>	 <p>Custom Data Extraction tool Download customized extracts of company disclosures for comparison and analysis</p> <p>View</p>
 <p>Extract all Data Download the full dataset of company responses in an Excel file</p> <p>View</p>	 <p>Scores Export all company scores in Excel format</p> <p>View</p>

If you have not found the answer you were looking for, please contact our support team through My Support or your Account Manager.